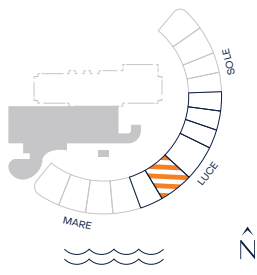


# LUCE 302

4 BEDROOMS + DEN | 4.5 BATHROOMS

|          |               |                 |
|----------|---------------|-----------------|
| INTERIOR | 4,714 SQ. FT. | 43794 SQ. MTS.  |
| EXTERIOR | 1,388 SQ. FT. | 128.95 SQ. MTS. |
| TOTAL    | 6,102 SQ. FT. | 566.89 SQ. MTS. |



# VITA

AT GROVE ISLE



T 305.400.7400  
VitaGroveIsle.com

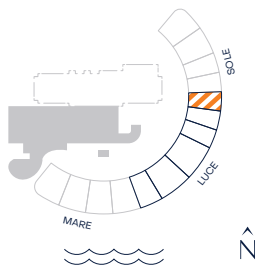


STATED DIMENSIONS AND SQUARE FOOTAGES ARE MEASURED TO THE EXTERIOR BOUNDARIES OF THE EXTERIOR WALLS AND THE CENTERLINE OF INTERIOR DEMISING WALLS AND IN FACT VARIES FROM THE SQUARE FOOTAGE AND DIMENSIONS THAT WOULD BE DETERMINED BY USING THE DESCRIPTION AND DEFINITION OF THE "UNIT" SET FORTH IN THE DECLARATION (WHICH GENERALLY ONLY INCLUDES THE INTERIOR AIRSPACE BETWEEN THE PERIMETER WALLS AND EXCLUDES ALL INTERIOR STRUCTURAL COMPONENTS AND OTHER COMMON ELEMENTS). THIS METHOD IS GENERALLY USED IN SALES MATERIALS AND IS PROVIDED TO ALLOW A PROSPECTIVE BUYER TO COMPARE THE UNITS WITH UNITS IN OTHER CONDOMINIUM PROJECTS THAT UTILIZE THE SAME METHOD. FOR THE SQUARE FOOTAGE OF THE UNIT, CALCULATED IN ACCORDANCE WITH THE DEFINITION SET FORTH IN THE DECLARATION, WHICH WILL BE SMALLER THAN STATED ABOVE, SEE THE DECLARATION. ALL DIMENSIONS ARE ESTIMATES WHICH WILL VARY WITH ACTUAL CONSTRUCTION, AND ALL FLOOR PLANS, SPECIFICATIONS AND OTHER DEVELOPMENT PLANS ARE SUBJECT TO CHANGE AND WILL NOT NECESSARILY ACCURATELY REFLECT THE FINAL PLANS AND SPECIFICATIONS FOR THE DEVELOPMENT. ALL DEPICTIONS OF FURNITURE, APPLIANCES, COUNTERS, SOFFITS, FLOOR COVERINGS AND OTHER MATTERS OF DETAIL, INCLUDING, WITHOUT LIMITATION, ITEMS OF FINISH AND DECORATION, ARE CONCEPTUAL ONLY AND ARE NOT NECESSARILY INCLUDED IN EACH UNIT. SAID ITEMS ARE ONLY INCLUDED IF AND TO THE EXTENT PROVIDED IN YOUR PURCHASE AGREEMENT. PLEASE NOTE THAT THE "TOTAL" AREA LISTED HEREON INCLUDES THE PROPOSED SQUARE FOOTAGE OF TERRACE, WHICH IS NOT PART OF THE BOUNDARIES OF THE UNIT AS SET FORTH ON THE DECLARATION. ORAL REPRESENTATIONS CANNOT BE RELIED UPON AS CORRECTLY STATING THE REPRESENTATIONS OF THE DEVELOPER. FOR CORRECT REPRESENTATIONS, MAKE REFERENCE TO THIS BROCHURE AND TO THE DOCUMENTS REQUIRED BY SECTION 718.503, FLORIDA STATUTES, TO BE FURNISHED BY A DEVELOPER TO A BUYER OR LESSEE.

# LUCE 406

3 BEDROOMS | 3.5 BATHROOMS

|          |               |                 |
|----------|---------------|-----------------|
| INTERIOR | 2,503 SQ. FT. | 232.54 SQ. MTS. |
| EXTERIOR | 743 SQ. FT.   | 69.03 SQ. MTS.  |
| TOTAL    | 3,246 SQ. FT. | 301.56 SQ. MTS. |



# VITA

AT GROVE ISLE



T 305.400.7400  
VitaGroveIsle.com

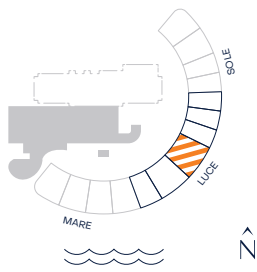


STATED DIMENSIONS AND SQUARE FOOTAGES ARE MEASURED TO THE EXTERIOR BOUNDARIES OF THE EXTERIOR WALLS AND THE CENTERLINE OF INTERIOR DEMISING WALLS AND IN FACT VARIES FROM THE SQUARE FOOTAGE AND DIMENSIONS THAT WOULD BE DETERMINED BY USING THE DESCRIPTION AND DEFINITION OF THE "UNIT" SET FORTH IN THE DECLARATION (WHICH GENERALLY ONLY INCLUDES THE INTERIOR AIRSPACE BETWEEN THE PERIMETER WALLS AND EXCLUDES ALL INTERIOR STRUCTURAL COMPONENTS AND OTHER COMMON ELEMENTS). THIS METHOD IS GENERALLY USED IN SALES MATERIALS AND IS PROVIDED TO ALLOW A PROSPECTIVE BUYER TO COMPARE THE UNITS WITH UNITS IN OTHER CONDOMINIUM PROJECTS THAT UTILIZE THE SAME METHOD. FOR THE SQUARE FOOTAGE OF THE UNIT, CALCULATED IN ACCORDANCE WITH THE DEFINITION SET FORTH IN THE DECLARATION, WHICH WILL BE SMALLER THAN STATED ABOVE, SEE THE DECLARATION. ALL DIMENSIONS ARE ESTIMATES WHICH WILL VARY WITH ACTUAL CONSTRUCTION, AND ALL FLOOR PLANS, SPECIFICATIONS AND OTHER DEVELOPMENT PLANS ARE SUBJECT TO CHANGE AND WILL NOT NECESSARILY ACCURATELY REFLECT THE FINAL PLANS AND SPECIFICATIONS FOR THE DEVELOPMENT. ALL DEPICTIONS OF FURNITURE, APPLIANCES, COUNTERS, SOFFITS, FLOOR COVERINGS AND OTHER MATTERS OF DETAIL, INCLUDING, WITHOUT LIMITATION, ITEMS OF FINISH AND DECORATION, ARE CONCEPTUAL ONLY AND ARE NOT NECESSARILY INCLUDED IN EACH UNIT. SAID ITEMS ARE ONLY INCLUDED IF AND TO THE EXTENT PROVIDED IN YOUR PURCHASE AGREEMENT. PLEASE NOTE THAT THE "TOTAL" AREA LISTED HEREON INCLUDES THE PROPOSED SQUARE FOOTAGE OF TERRACE, WHICH IS NOT PART OF THE BOUNDARIES OF THE UNIT AS SET FORTH ON THE DECLARATION. ORAL REPRESENTATIONS CANNOT BE RELIED UPON AS CORRECTLY STATING THE REPRESENTATIONS OF THE DEVELOPER. FOR CORRECT REPRESENTATIONS, MAKE REFERENCE TO THIS BROCHURE AND TO THE DOCUMENTS REQUIRED BY SECTION 718.503, FLORIDA STATUTES, TO BE FURNISHED BY A DEVELOPER TO A BUYER OR LESSEE.

# LUCE 503

4 BEDROOMS + DEN | 4.5 BATHROOMS

|          |               |                 |
|----------|---------------|-----------------|
| INTERIOR | 5,056 SQ. FT. | 469.72 SQ. MTS. |
| EXTERIOR | 1,404 SQ. FT. | 130.44 SQ. MTS. |
| TOTAL    | 6,460 SQ. FT. | 600.15 SQ. MTS. |



# VITA

AT GROVE ISLE



T 305.400.7400  
VitaGrovelsle.com

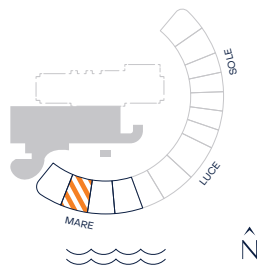


STATED DIMENSIONS AND SQUARE FOOTAGES ARE MEASURED TO THE EXTERIOR BOUNDARIES OF THE EXTERIOR WALLS AND THE CENTERLINE OF INTERIOR DEMISING WALLS AND IN FACT VARIES FROM THE SQUARE FOOTAGE AND DIMENSIONS THAT WOULD BE DETERMINED BY USING THE DESCRIPTION AND DEFINITION OF THE "UNIT" SET FORTH IN THE DECLARATION (WHICH GENERALLY ONLY INCLUDES THE INTERIOR AIRSPACE BETWEEN THE PERIMETER WALLS AND EXCLUDES ALL INTERIOR STRUCTURAL COMPONENTS AND OTHER COMMON ELEMENTS). THIS METHOD IS GENERALLY USED IN SALES MATERIALS AND IS PROVIDED TO ALLOW A PROSPECTIVE BUYER TO COMPARE THE UNITS WITH UNITS IN OTHER CONDOMINIUM PROJECTS THAT UTILIZE THE SAME METHOD. FOR THE SQUARE FOOTAGE OF THE UNIT, CALCULATED IN ACCORDANCE WITH THE DEFINITION SET FORTH IN THE DECLARATION, WHICH WILL BE SMALLER THAN STATED ABOVE, SEE THE DECLARATION. ALL DIMENSIONS ARE ESTIMATES WHICH WILL VARY WITH ACTUAL CONSTRUCTION, AND ALL FLOOR PLANS, SPECIFICATIONS AND OTHER DEVELOPMENT PLANS ARE SUBJECT TO CHANGE AND WILL NOT NECESSARILY ACCURATELY REFLECT THE FINAL PLANS AND SPECIFICATIONS FOR THE DEVELOPMENT. ALL DEPICTIONS OF FURNITURE, APPLIANCES, COUNTERS, SOFFITS, FLOOR COVERINGS AND OTHER MATTERS OF DETAIL, INCLUDING, WITHOUT LIMITATION, ITEMS OF FINISH AND DECORATION, ARE CONCEPTUAL ONLY AND ARE NOT NECESSARILY INCLUDED IN EACH UNIT. SAID ITEMS ARE ONLY INCLUDED IF AND TO THE EXTENT PROVIDED IN YOUR PURCHASE AGREEMENT. PLEASE NOTE THAT THE "TOTAL" AREA LISTED HEREON INCLUDES THE PROPOSED SQUARE FOOTAGE OF TERRACE, WHICH IS NOT PART OF THE BOUNDARIES OF THE UNIT AS SET FORTH ON THE DECLARATION. ORAL REPRESENTATIONS CANNOT BE RELIED UPON AS CORRECTLY STATING THE REPRESENTATIONS OF THE DEVELOPER. FOR CORRECT REPRESENTATIONS, MAKE REFERENCE TO THIS BROCHURE AND TO THE DOCUMENTS REQUIRED BY SECTION 718.503, FLORIDA STATUTES, TO BE FURNISHED BY A DEVELOPER TO A BUYER OR LESSEE.

# MARE 202

4 BEDROOMS | 4.5 BATHROOMS

|          |               |                 |
|----------|---------------|-----------------|
| INTERIOR | 3,613 SQ. FT. | 335.66 SQ. MTS. |
| EXTERIOR | 1,456 SQ. FT. | 135.27 SQ. MTS. |
| TOTAL    | 5,069 SQ. FT. | 470.93 SQ. MTS. |



# VITA

AT GROVE ISLE



T 305.400.7400  
VitaGroveIsle.com

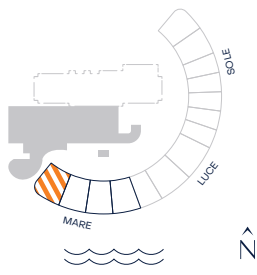


STATED DIMENSIONS AND SQUARE FOOTAGES ARE MEASURED TO THE EXTERIOR BOUNDARIES OF THE EXTERIOR WALLS AND THE CENTERLINE OF INTERIOR DEMISING WALLS AND IN FACT VARIES FROM THE SQUARE FOOTAGE AND DIMENSIONS THAT WOULD BE DETERMINED BY USING THE DESCRIPTION AND DEFINITION OF THE "UNIT" SET FORTH IN THE DECLARATION (WHICH GENERALLY ONLY INCLUDES THE INTERIOR AIRSPACE BETWEEN THE PERIMETER WALLS AND EXCLUDES ALL INTERIOR STRUCTURAL COMPONENTS AND OTHER COMMON ELEMENTS). THIS METHOD IS GENERALLY USED IN SALES MATERIALS AND IS PROVIDED TO ALLOW A PROSPECTIVE BUYER TO COMPARE THE UNITS WITH UNITS IN OTHER CONDOMINIUM PROJECTS THAT UTILIZE THE SAME METHOD. FOR THE SQUARE FOOTAGE OF THE UNIT, CALCULATED IN ACCORDANCE WITH THE DEFINITION SET FORTH IN THE DECLARATION, WHICH WILL BE SMALLER THAN STATED ABOVE. SEE THE DECLARATION. ALL DIMENSIONS ARE ESTIMATES WHICH WILL VARY WITH ACTUAL CONSTRUCTION, AND ALL FLOOR PLANS, SPECIFICATIONS AND OTHER DEVELOPMENT PLANS ARE SUBJECT TO CHANGE AND WILL NOT NECESSARILY ACCURATELY REFLECT THE FINAL PLANS AND SPECIFICATIONS FOR THE DEVELOPMENT. ALL DEPICTIONS OF FURNITURE, APPLIANCES, COUNTERS, SOFFITS, FLOOR COVERINGS AND OTHER MATTERS OF DETAIL, INCLUDING, WITHOUT LIMITATION, ITEMS OF FINISH AND DECORATION, ARE CONCEPTUAL ONLY AND ARE NOT NECESSARILY INCLUDED IN EACH UNIT. SAID ITEMS ARE ONLY INCLUDED IF AND TO THE EXTENT PROVIDED IN YOUR PURCHASE AGREEMENT. PLEASE NOTE THAT THE "TOTAL" AREA LISTED HEREON INCLUDES THE PROPOSED SQUARE FOOTAGE OF TERRACE, WHICH IS NOT PART OF THE BOUNDARIES OF THE UNIT AS SET FORTH ON THE DECLARATION. ORAL REPRESENTATIONS CANNOT BE RELIED UPON AS CORRECTLY STATING THE REPRESENTATIONS OF THE DEVELOPER. FOR CORRECT REPRESENTATIONS, MAKE REFERENCE TO THIS BROCHURE AND TO THE DOCUMENTS REQUIRED BY SECTION 718.503, FLORIDA STATUTES, TO BE FURNISHED BY A DEVELOPER TO A BUYER OR LESSEE.

# MARE 301

4 BEDROOMS | 4.5 BATHROOMS

|          |               |                 |
|----------|---------------|-----------------|
| INTERIOR | 3,798 SQ. FT. | 352.85 SQ. MTS. |
| EXTERIOR | 1,119 SQ. FT. | 103.96 SQ. MTS. |
| TOTAL    | 4,917 SQ. FT. | 456.80 SQ. MTS. |



# VITA

AT GROVE ISLE



T 305.400.7400  
VitaGrovelsle.com

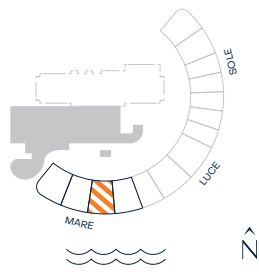


STATED DIMENSIONS AND SQUARE FOOTAGES ARE MEASURED TO THE EXTERIOR BOUNDARIES OF THE EXTERIOR WALLS AND THE CENTERLINE OF INTERIOR DEMISING WALLS AND IN FACT VARIES FROM THE SQUARE FOOTAGE AND DIMENSIONS THAT WOULD BE DETERMINED BY USING THE DESCRIPTION AND DEFINITION OF THE "UNIT" SET FORTH IN THE DECLARATION (WHICH GENERALLY ONLY INCLUDES THE INTERIOR AIRSPACE BETWEEN THE PERIMETER WALLS AND EXCLUDES ALL INTERIOR STRUCTURAL COMPONENTS AND OTHER COMMON ELEMENTS). THIS METHOD IS GENERALLY USED IN SALES MATERIALS AND IS PROVIDED TO ALLOW A PROSPECTIVE BUYER TO COMPARE THE UNITS WITH UNITS IN OTHER CONDOMINIUM PROJECTS THAT UTILIZE THE SAME METHOD. FOR THE SQUARE FOOTAGE OF THE UNIT, CALCULATED IN ACCORDANCE WITH THE DEFINITION SET FORTH IN THE DECLARATION, WHICH WILL BE SMALLER THAN STATED ABOVE, SEE THE DECLARATION. ALL DIMENSIONS ARE ESTIMATES WHICH WILL VARY WITH ACTUAL CONSTRUCTION, AND ALL FLOOR PLANS, SPECIFICATIONS AND OTHER DEVELOPMENT PLANS ARE SUBJECT TO CHANGE AND WILL NOT NECESSARILY ACCURATELY REFLECT THE FINAL PLANS AND SPECIFICATIONS FOR THE DEVELOPMENT. ALL DEPICTIONS OF FURNITURE, APPLIANCES, COUNTERS, SOFFITS, FLOOR COVERINGS AND OTHER MATTERS OF DETAIL, INCLUDING, WITHOUT LIMITATION, ITEMS OF FINISH AND DECORATION, ARE CONCEPTUAL ONLY AND ARE NOT NECESSARILY INCLUDED IN EACH UNIT. SAID ITEMS ARE ONLY INCLUDED IF AND TO THE EXTENT PROVIDED IN YOUR PURCHASE AGREEMENT. PLEASE NOTE THAT THE "TOTAL" AREA LISTED HEREON INCLUDES THE PROPOSED SQUARE FOOTAGE OF TERRACE, WHICH IS NOT PART OF THE BOUNDARIES OF THE UNIT AS SET FORTH ON THE DECLARATION. ORAL REPRESENTATIONS CANNOT BE RELIED UPON AS CORRECTLY STATING THE REPRESENTATIONS OF THE DEVELOPER. FOR CORRECT REPRESENTATIONS, MAKE REFERENCE TO THIS BROCHURE AND TO THE DOCUMENTS REQUIRED BY SECTION 718.503, FLORIDA STATUTES, TO BE FURNISHED BY A DEVELOPER TO A BUYER OR LESSEE.

# MARE 403

4 BEDROOMS | 4.5 BATHROOMS

|          |               |                 |
|----------|---------------|-----------------|
| INTERIOR | 3,713 SQ. FT. | 344.95 SQ. MTS. |
| EXTERIOR | 1,075 SQ. FT. | 99.87 SQ. MTS.  |
| TOTAL    | 4,788 SQ. FT. | 444.82 SQ. MTS. |



# VITA

AT GROVE ISLE



T 305.400.7400  
VitaGrovelsle.com

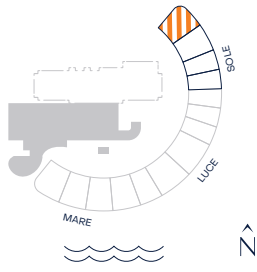


STATED DIMENSIONS AND SQUARE FOOTAGES ARE MEASURED TO THE EXTERIOR BOUNDARIES OF THE EXTERIOR WALLS AND THE CENTERLINE OF INTERIOR DEMISING WALLS AND IN FACT VARIES FROM THE SQUARE FOOTAGE AND DIMENSIONS THAT WOULD BE DETERMINED BY USING THE DESCRIPTION AND DEFINITION OF THE "UNIT" SET FORTH IN THE DECLARATION (WHICH GENERALLY ONLY INCLUDES THE INTERIOR AIRSPACE BETWEEN THE PERIMETER WALLS AND EXCLUDES ALL INTERIOR STRUCTURAL COMPONENTS AND OTHER COMMON ELEMENTS). THIS METHOD IS GENERALLY USED IN SALES MATERIALS AND IS PROVIDED TO ALLOW A PROSPECTIVE BUYER TO COMPARE THE UNITS WITH UNITS IN OTHER CONDOMINIUM PROJECTS THAT UTILIZE THE SAME METHOD. FOR THE SQUARE FOOTAGE OF THE UNIT, CALCULATED IN ACCORDANCE WITH THE DEFINITION SET FORTH IN THE DECLARATION, WHICH WILL BE SMALLER THAN STATED ABOVE, SEE THE DECLARATION. ALL DIMENSIONS ARE ESTIMATES WHICH WILL VARY WITH ACTUAL CONSTRUCTION, AND ALL FLOOR PLANS, SPECIFICATIONS AND OTHER DEVELOPMENT PLANS ARE SUBJECT TO CHANGE AND WILL NOT NECESSARILY ACCURATELY REFLECT THE FINAL PLANS AND SPECIFICATIONS FOR THE DEVELOPMENT. ALL DEPICTIONS OF FURNITURE, APPLIANCES, COUNTERS, SOFFITS, FLOOR COVERINGS AND OTHER MATTERS OF DETAIL, INCLUDING, WITHOUT LIMITATION, ITEMS OF FINISH AND DECORATION, ARE CONCEPTUAL ONLY AND ARE NOT NECESSARILY INCLUDED IN EACH UNIT. SAID ITEMS ARE ONLY INCLUDED IF AND TO THE EXTENT PROVIDED IN YOUR PURCHASE AGREEMENT. PLEASE NOTE THAT THE "TOTAL" AREA LISTED HEREON INCLUDES THE PROPOSED SQUARE FOOTAGE OF TERRACE, WHICH IS NOT PART OF THE BOUNDARIES OF THE UNIT AS SET FORTH ON THE DECLARATION. ORAL REPRESENTATIONS CANNOT BE RELIED UPON AS CORRECTLY STATING THE REPRESENTATIONS OF THE DEVELOPER. FOR CORRECT REPRESENTATIONS, MAKE REFERENCE TO THIS BROCHURE AND TO THE DOCUMENTS REQUIRED BY SECTION 718.503, FLORIDA STATUTES, TO BE FURNISHED BY A DEVELOPER TO A BUYER OR LESSEE.

# SOLE 404

4 BEDROOMS | 4.5 BATHROOMS

|          |               |                 |
|----------|---------------|-----------------|
| INTERIOR | 4,130 SQ. FT. | 383.69 SQ. MTS. |
| EXTERIOR | 1,186 SQ. FT. | 110.18 SQ. MTS. |
| TOTAL    | 5,316 SQ. FT. | 493.87 SQ. MTS. |



# VITA

AT GROVE ISLE



T 305.400.7400  
VitaGrovelsle.com

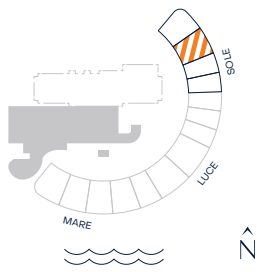


STATED DIMENSIONS AND SQUARE FOOTAGES ARE MEASURED TO THE EXTERIOR BOUNDARIES OF THE EXTERIOR WALLS AND THE CENTERLINE OF INTERIOR DEMISING WALLS AND IN FACT VARIES FROM THE SQUARE FOOTAGE AND DIMENSIONS THAT WOULD BE DETERMINED BY USING THE DESCRIPTION AND DEFINITION OF THE "UNIT" SET FORTH IN THE DECLARATION (WHICH GENERALLY ONLY INCLUDES THE INTERIOR AIRSPACE BETWEEN THE PERIMETER WALLS AND EXCLUDES ALL INTERIOR STRUCTURAL COMPONENTS AND OTHER COMMON ELEMENTS). THIS METHOD IS GENERALLY USED IN SALES MATERIALS AND IS PROVIDED TO ALLOW A PROSPECTIVE BUYER TO COMPARE THE UNITS WITH UNITS IN OTHER CONDOMINIUM PROJECTS THAT UTILIZE THE SAME METHOD. FOR THE SQUARE FOOTAGE OF THE UNIT, CALCULATED IN ACCORDANCE WITH THE DEFINITION SET FORTH IN THE DECLARATION, WHICH WILL BE SMALLER THAN STATED ABOVE, SEE THE DECLARATION. ALL DIMENSIONS ARE ESTIMATES WHICH WILL VARY WITH ACTUAL CONSTRUCTION, AND ALL FLOOR PLANS, SPECIFICATIONS AND OTHER DEVELOPMENT PLANS ARE SUBJECT TO CHANGE AND WILL NOT NECESSARILY ACCURATELY REFLECT THE FINAL PLANS AND SPECIFICATIONS FOR THE DEVELOPMENT. ALL DEPICTIONS OF FURNITURE, APPLIANCES, COUNTERS, SOFFITS, FLOOR COVERINGS AND OTHER MATTERS OF DETAIL, INCLUDING, WITHOUT LIMITATION, ITEMS OF FINISH AND DECORATION, ARE CONCEPTUAL ONLY AND ARE NOT NECESSARILY INCLUDED IN EACH UNIT. SAID ITEMS ARE ONLY INCLUDED IF AND TO THE EXTENT PROVIDED IN YOUR PURCHASE AGREEMENT. PLEASE NOTE THAT THE "TOTAL" AREA LISTED HEREON INCLUDES THE PROPOSED SQUARE FOOTAGE OF TERRACE, WHICH IS NOT PART OF THE BOUNDARIES OF THE UNIT AS SET FORTH ON THE DECLARATION. ORAL REPRESENTATIONS CANNOT BE RELIED UPON AS CORRECTLY STATING THE REPRESENTATIONS OF THE DEVELOPER. FOR CORRECT REPRESENTATIONS, MAKE REFERENCE TO THIS BROCHURE AND TO THE DOCUMENTS REQUIRED BY SECTION 718.503, FLORIDA STATUTES, TO BE FURNISHED BY A DEVELOPER TO A BUYER OR LESSEE.

# SOLE 503

4 BEDROOMS | 4.5 BATHROOMS

|          |               |                 |
|----------|---------------|-----------------|
| INTERIOR | 4,117 SQ. FT. | 382.48 SQ. MTS. |
| EXTERIOR | 1,147 SQ. FT. | 106.56 SQ. MTS. |
| TOTAL    | 5,264 SQ. FT. | 489.04 SQ. MTS. |



# VITA

AT GROVE ISLE



T 305.400.7400  
VitaGroveIsle.com



STATED DIMENSIONS AND SQUARE FOOTAGES ARE MEASURED TO THE EXTERIOR BOUNDARIES OF THE EXTERIOR WALLS AND THE CENTERLINE OF INTERIOR DEMISING WALLS AND IN FACT VARIES FROM THE SQUARE FOOTAGE AND DIMENSIONS THAT WOULD BE DETERMINED BY USING THE DESCRIPTION AND DEFINITION OF THE "UNIT" SET FORTH IN THE DECLARATION (WHICH GENERALLY ONLY INCLUDES THE INTERIOR AIRSPACE BETWEEN THE PERIMETER WALLS AND EXCLUDES ALL INTERIOR STRUCTURAL COMPONENTS AND OTHER COMMON ELEMENTS). THIS METHOD IS GENERALLY USED IN SALES MATERIALS AND IS PROVIDED TO ALLOW A PROSPECTIVE BUYER TO COMPARE THE UNITS WITH UNITS IN OTHER CONDOMINIUM PROJECTS THAT UTILIZE THE SAME METHOD. FOR THE SQUARE FOOTAGE OF THE UNIT, CALCULATED IN ACCORDANCE WITH THE DEFINITION SET FORTH IN THE DECLARATION, WHICH WILL BE SMALLER THAN STATED ABOVE. SEE THE DECLARATION. ALL DIMENSIONS ARE ESTIMATES WHICH WILL VARY WITH ACTUAL CONSTRUCTION, AND ALL FLOOR PLANS, SPECIFICATIONS AND OTHER DEVELOPMENT PLANS ARE SUBJECT TO CHANGE AND WILL NOT NECESSARILY ACCURATELY REFLECT THE FINAL PLANS AND SPECIFICATIONS FOR THE DEVELOPMENT. ALL DEPICTIONS OF FURNITURE, APPLIANCES, COUNTERS, SOFFITS, FLOOR COVERINGS AND OTHER MATTERS OF DETAIL, INCLUDING, WITHOUT LIMITATION, ITEMS OF FINISH AND DECORATION, ARE CONCEPTUAL ONLY AND ARE NOT NECESSARILY INCLUDED IN EACH UNIT. SAID ITEMS ARE ONLY INCLUDED IF AND TO THE EXTENT PROVIDED IN YOUR PURCHASE AGREEMENT. PLEASE NOTE THAT THE "TOTAL" AREA LISTED HEREON INCLUDES THE PROPOSED SQUARE FOOTAGE OF TERRACE, WHICH IS NOT PART OF THE BOUNDARIES OF THE UNIT AS SET FORTH ON THE DECLARATION. ORAL REPRESENTATIONS CANNOT BE RELIED UPON AS CORRECTLY STATING THE REPRESENTATIONS OF THE DEVELOPER. FOR CORRECT REPRESENTATIONS, MAKE REFERENCE TO THIS BROCHURE AND TO THE DOCUMENTS REQUIRED BY SECTION 718.503, FLORIDA STATUTES, TO BE FURNISHED BY A DEVELOPER TO A BUYER OR LESSEE.