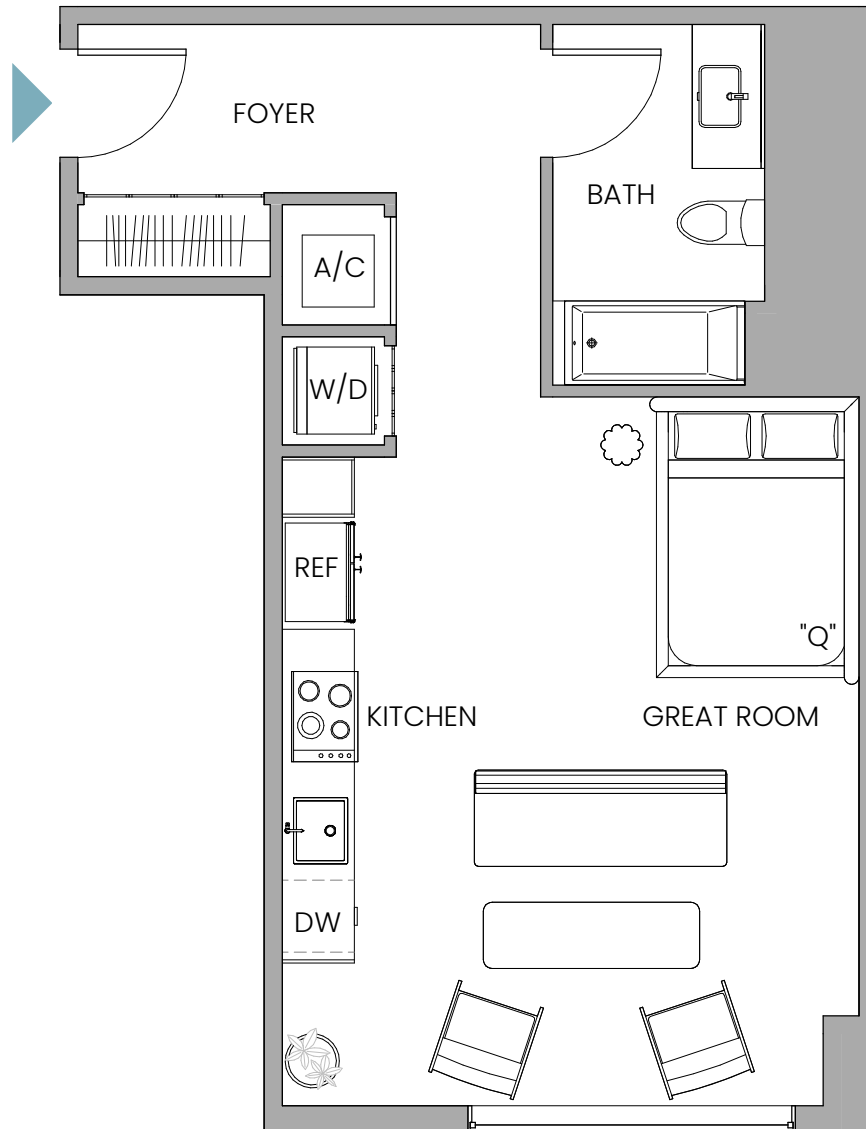


UNIT W1

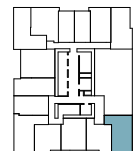
Line 14

Studio | 1 Bathroom
INTERIOR 567 SF / 53 SM



Note
"Furniture Subject to Change"

FLOORS 06-09

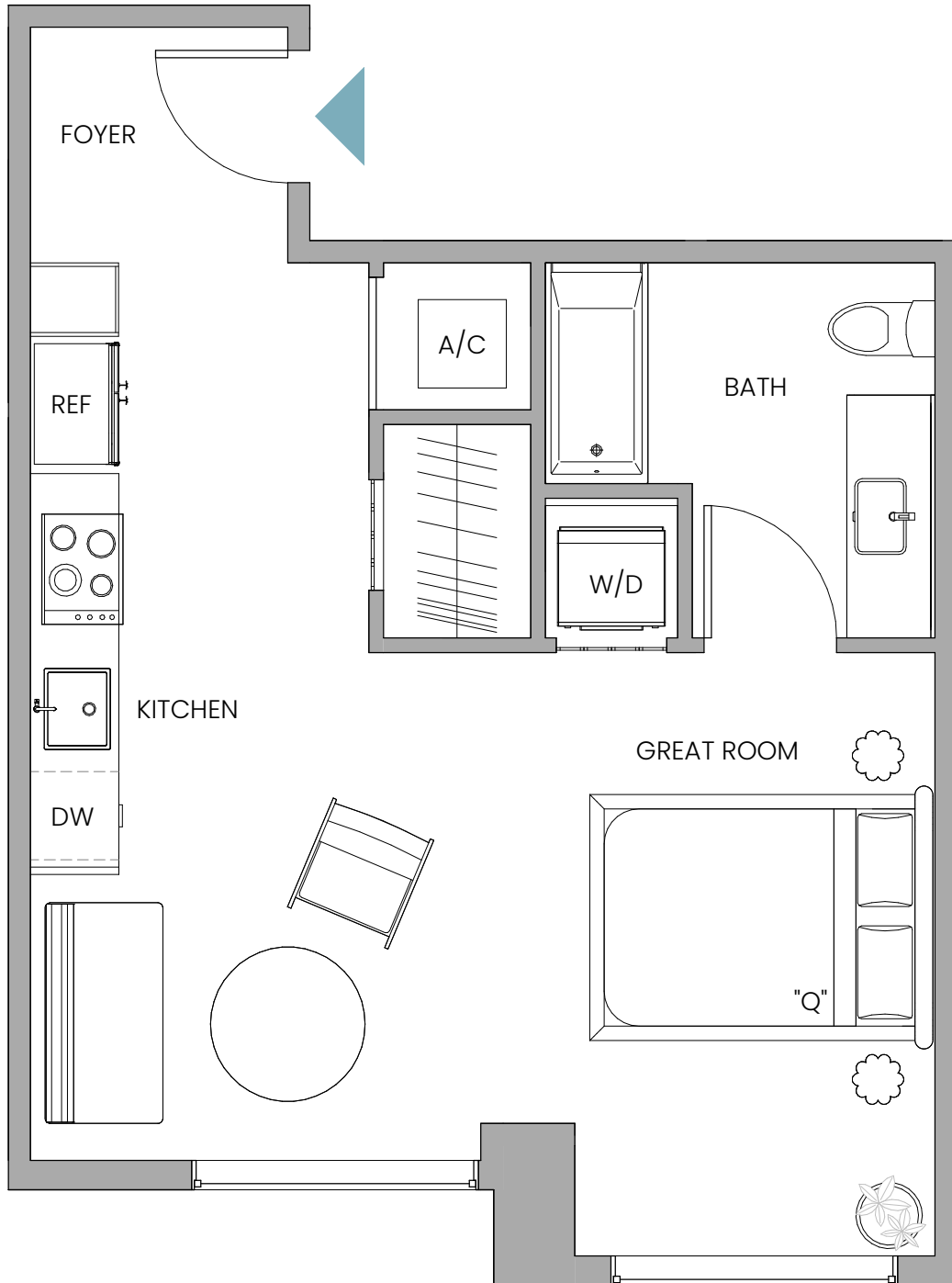


Stated dimensions are measured to the exterior boundaries of the exterior walls and the centerline of interior demising walls and in fact vary from the dimensions that would be determined by using the description and definition of the "Unit" set forth in the Declaration (which generally only includes the interior airspace between the perimeter walls and includes interior structural components). For your reference, the area of the Unit, determined in accordance with those defined unit boundaries, is 567 SF / 53 SM. Note that measurements of rooms set forth on this floor plan are generally taken at the greatest points of each given room (as if the room were a perfect rectangle), without regard for any cutouts. Accordingly, the area of the actual room will typically be smaller than the product obtained by multiplying the stated length times width. All dimensions are approximate and may vary with actual construction, and all floor plans and development plans are subject to change.

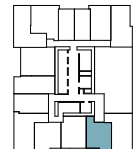
UNIT W2

Line 13

Studio | 1 Bathroom
INTERIOR 526 SF / 49 SM



FLOORS 06-09



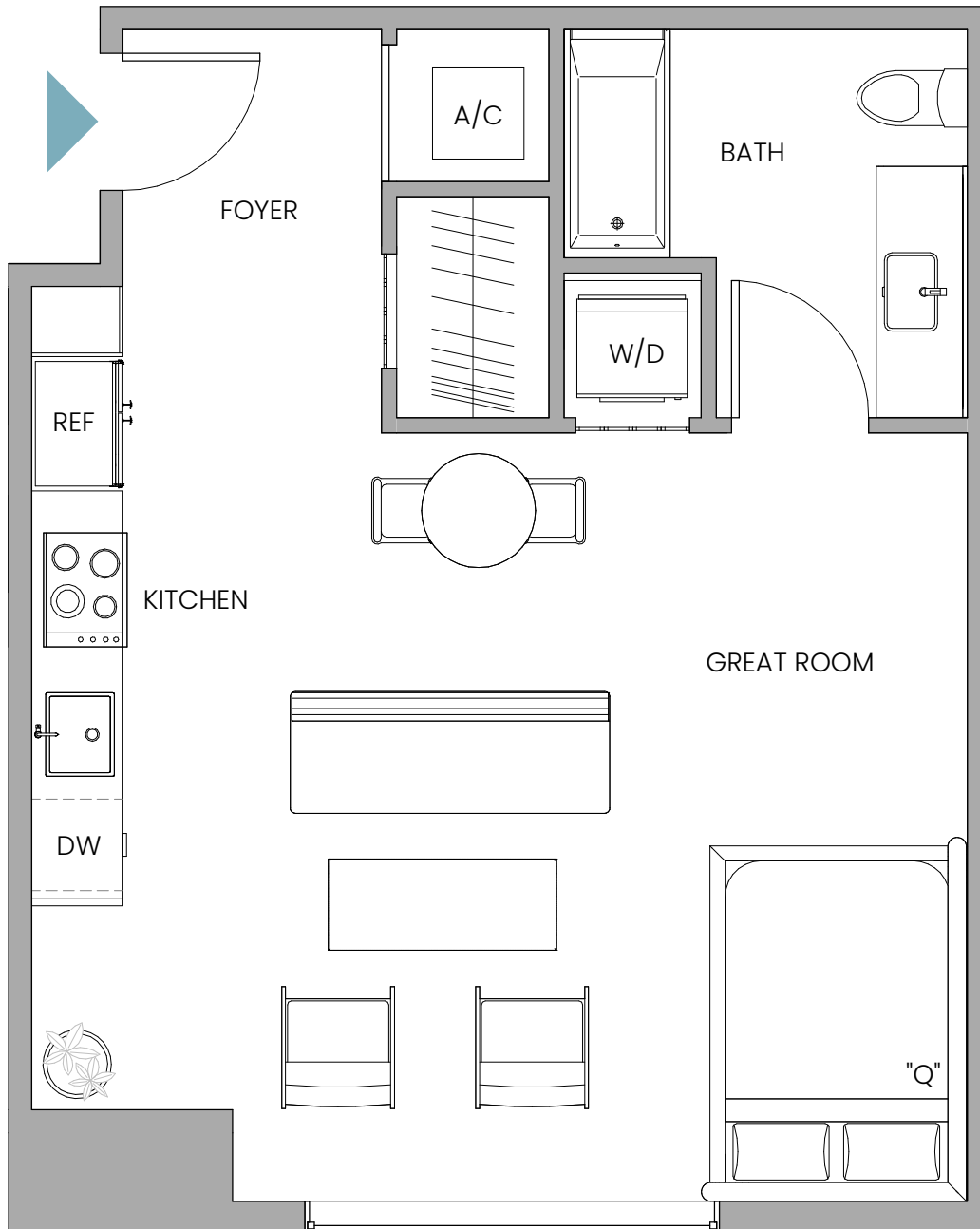
Note
"Furniture Subject to Change"

⚠ Stated dimensions are measured to the exterior boundaries of the exterior walls and the centerline of interior demising walls and in fact vary from the dimensions that would be determined by using the description and definition of the "Unit" set forth in the Declaration (which generally only includes the interior airspace between the perimeter walls and includes interior structural components). For your reference, the area of the Unit, determined in accordance with those defined unit boundaries, is 526 SF / 49 SM. Note that measurements of rooms set forth on this floor plan are generally taken at the greatest points of each given room (as if the room were a perfect rectangle), without regard for any cutouts. Accordingly, the area of the actual room will typically be smaller than the product obtained by multiplying the stated length times width. All dimensions are approximate and may vary with actual construction, and all floor plans and development plans are subject to change.

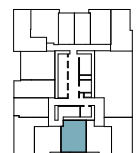
UNIT W3

Line 12

Studio | 1 Bathroom
INTERIOR 550 SF / 51 SM



FLOORS 06-09



Note
"Furniture Subject to Change"

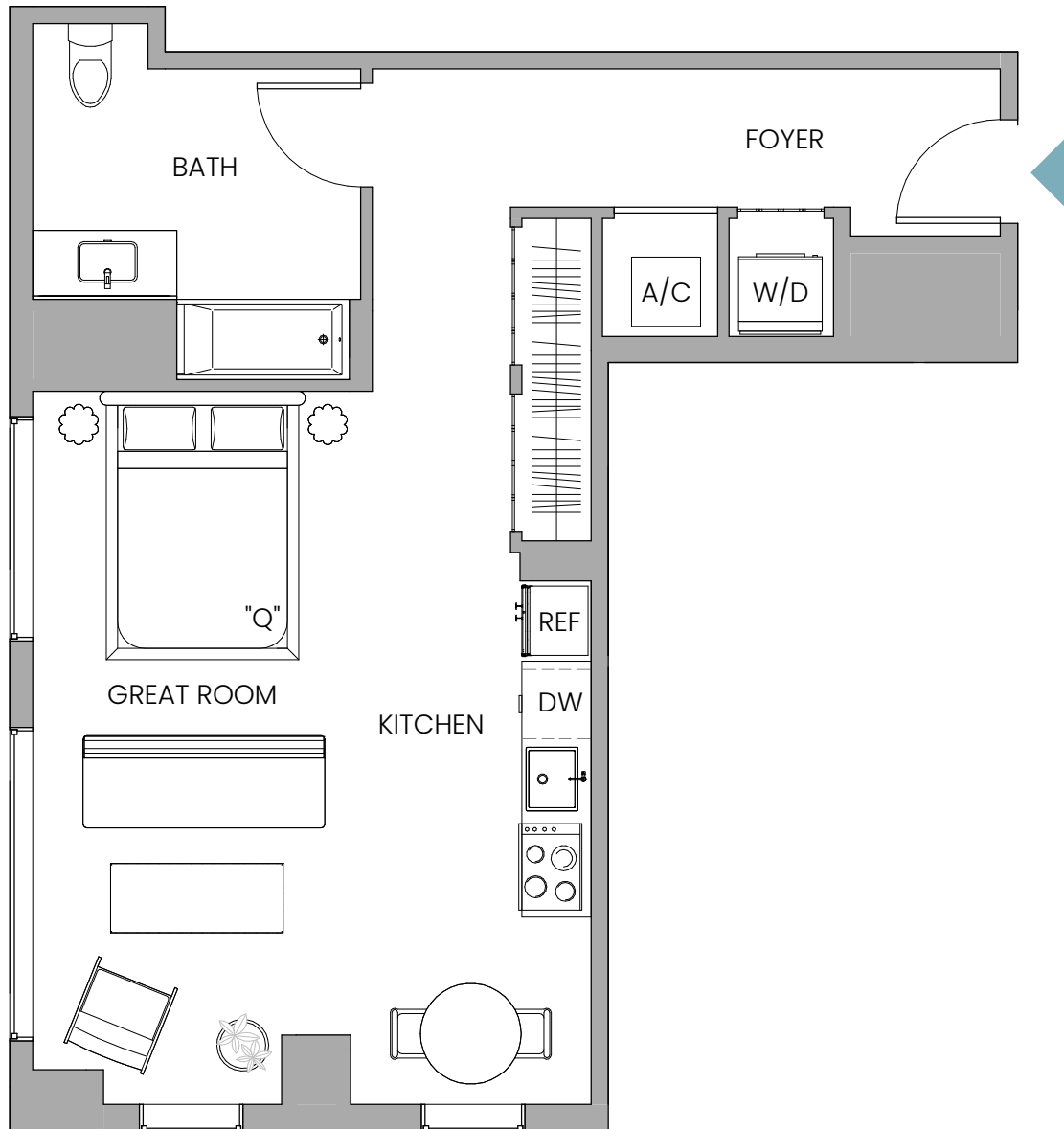
Stated dimensions are measured to the exterior boundaries of the exterior walls and the centerline of interior demising walls and in fact vary from the dimensions that would be determined by using the description and definition of the "Unit" set forth in the Declaration (which generally only includes the interior airspace between the perimeter walls and includes interior structural components). For your reference, the area of the Unit, determined in accordance with those defined unit boundaries, is 550 SF / 51 SM. Note that measurements of rooms set forth on this floor plan are generally taken at the greatest points of each given room (as if the room were a perfect rectangle), without regard for any cutouts. Accordingly, the area of the actual room will typically be smaller than the product obtained by multiplying the stated length times width. All dimensions are approximate and may vary with actual construction, and all floor plans and development plans are subject to change.

UNIT W5

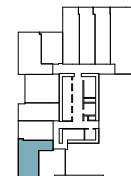
Line 10

Studio | 1 Bathroom

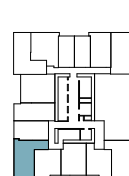
INTERIOR 629 SF / 58 SM



FLOORS 02



FLOORS 06-09



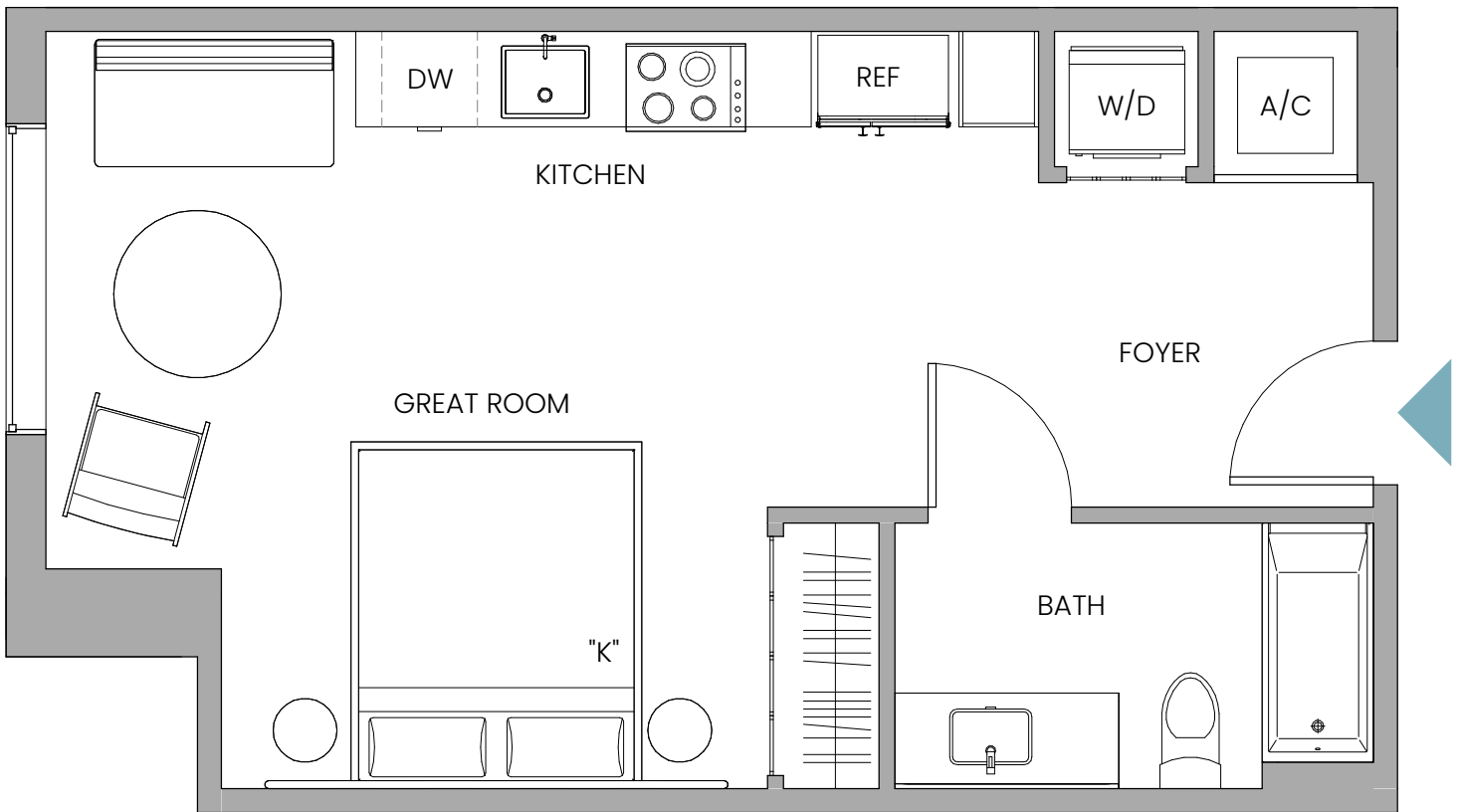
Note
"Furniture Subject to Change"

🏠 Stated dimensions are measured to the exterior boundaries of the exterior walls and the centerline of interior demising walls and in fact vary from the dimensions that would be determined by using the description and definition of the "Unit" set forth in the Declaration (which generally only includes the interior airspace between the perimeter walls and includes interior structural components). For your reference, the area of the Unit, determined in accordance with those defined unit boundaries, is 629 SF / 58 SM. Note that measurements of rooms set forth on this floor plan are generally taken at the greatest points of each given room (as if the room were a perfect rectangle), without regard for any cutouts. Accordingly, the area of the actual room will typically be smaller than the product obtained by multiplying the stated length times width. All dimensions are approximate and may vary with actual construction, and all floor plans and development plans are subject to change.

UNIT W6

Line 09

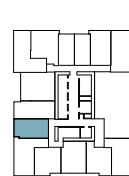
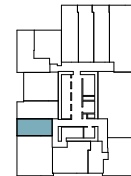
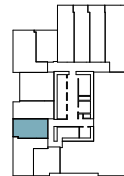
Studio | 1 Bathroom
INTERIOR 457 SF / 42 SM



FLOORS 02

FLOORS 03-05

FLOORS 06-09



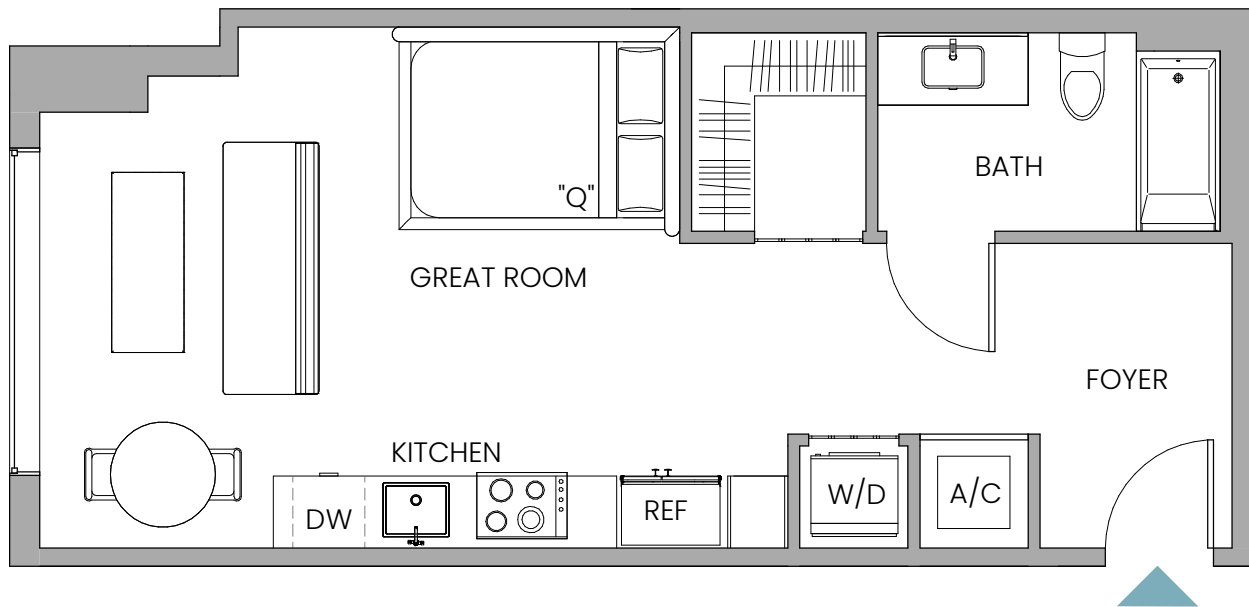
Note
"Furniture Subject to Change"

Stated dimensions are measured to the exterior boundaries of the exterior walls and the centerline of interior demising walls and in fact vary from the dimensions that would be determined by using the description and definition of the "Unit" set forth in the Declaration (which generally only includes the interior airspace between the perimeter walls and includes interior structural components). For your reference, the area of the Unit, determined in accordance with those defined unit boundaries, is 457 SF / 42 SM. Note that measurements of rooms set forth on this floor plan are generally taken at the greatest points of each given room (as if the room were a perfect rectangle), without regard for any cutouts. Accordingly, the area of the actual room will typically be smaller than the product obtained by multiplying the stated length times width. All dimensions are approximate and may vary with actual construction, and all floor plans and development plans are subject to change.

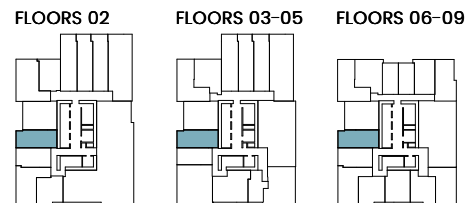
UNIT W7

Line 08

Studio | 1 Bathroom
INTERIOR 509 SF / 47 SM



Note
"Furniture Subject to Change"

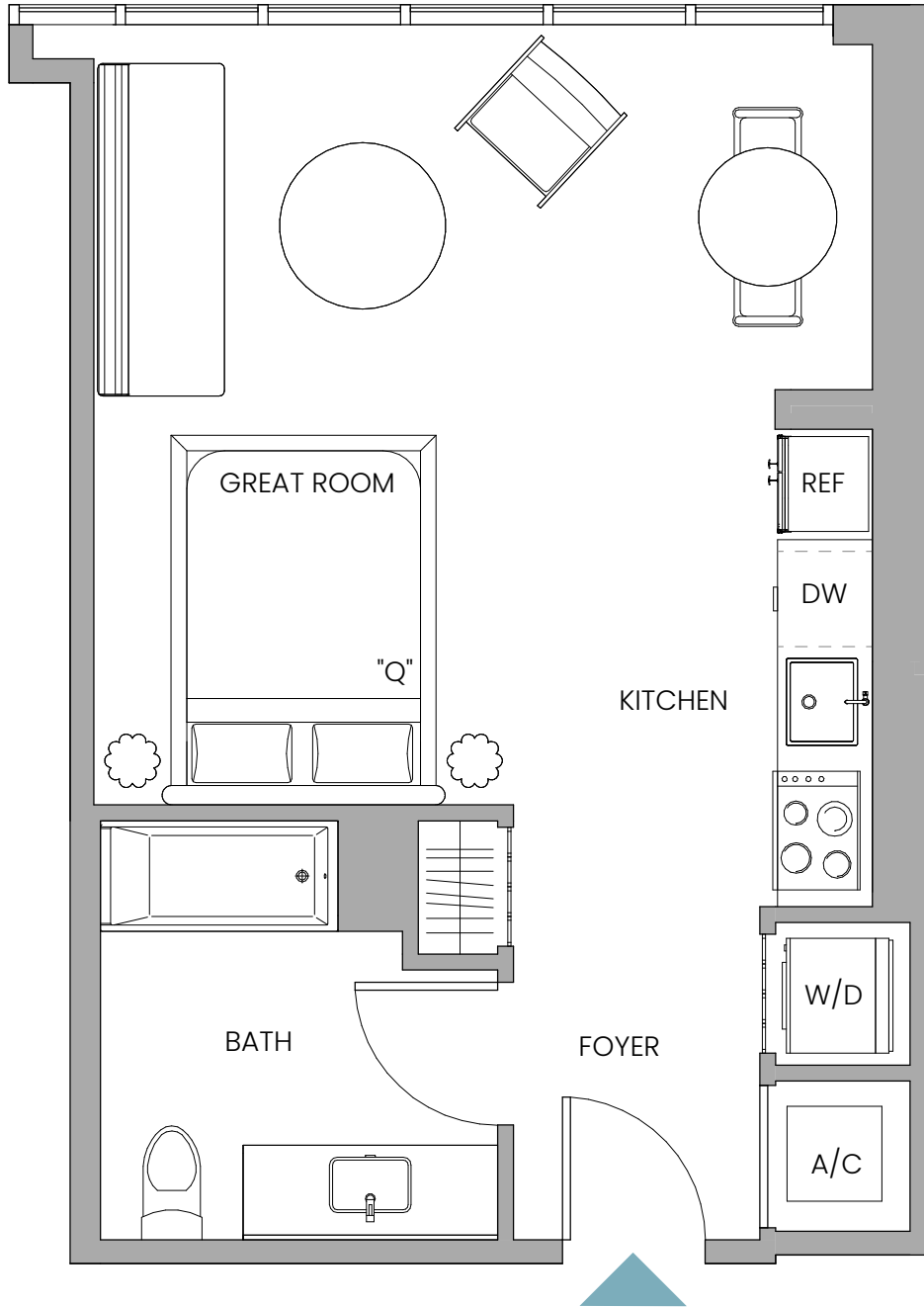


Stated dimensions are measured to the exterior boundaries of the exterior walls and the centerline of interior demising walls and in fact vary from the dimensions that would be determined by using the description and definition of the "Unit" set forth in the Declaration (which generally only includes the interior airspace between the perimeter walls and includes interior structural components). For your reference, the area of the Unit, determined in accordance with those defined unit boundaries, is 509 SF / 47 SM. Note that measurements of rooms set forth on this floor plan are generally taken at the greatest points of each given room (as if the room were a perfect rectangle), without regard for any cutouts. Accordingly, the area of the actual room will typically be smaller than the product obtained by multiplying the stated length times width. All dimensions are approximate and may vary with actual construction, and all floor plans and development plans are subject to change.

UNIT W10

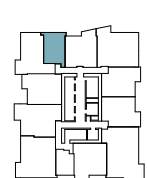
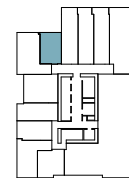
Line 05, Floors 02
Line 04, Floors 16-41

Studio | 1 Bathroom
INTERIOR 464 SF / 43 SM



FLOORS 02

FLOORS 16-41



Note
"Furniture Subject to Change"

⚠ Stated dimensions are measured to the exterior boundaries of the exterior walls and the centerline of interior demising walls and in fact vary from the dimensions that would be determined by using the description and definition of the "Unit" set forth in the Declaration (which generally only includes the interior airspace between the perimeter walls and includes interior structural components). For your reference, the area of the Unit, determined in accordance with those defined unit boundaries, is 464 SF / 43 SM. Note that measurements of rooms set forth on this floor plan are generally taken at the greatest points of each given room (as if the room were a perfect rectangle), without regard for any cutouts. Accordingly, the area of the actual room will typically be smaller than the product obtained by multiplying the stated length times width. All dimensions are approximate and may vary with actual construction, and all floor plans and development plans are subject to change.

UNIT W11

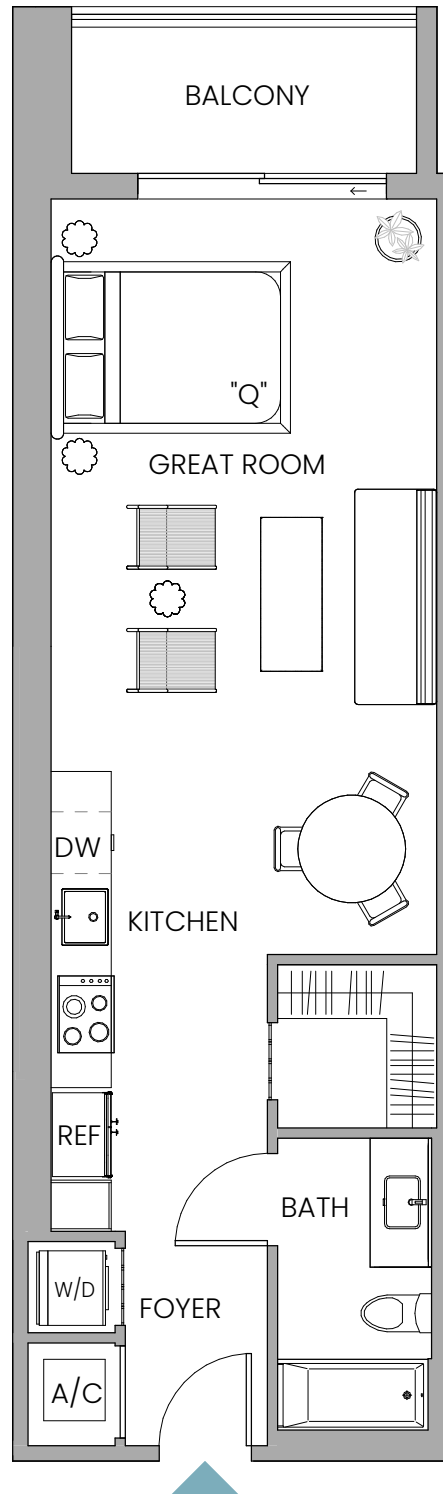
Line 04

Studio | 1 Bathroom

INTERIOR 580 SF / 54 SM

EXTERIOR 72 SF / 7 SM

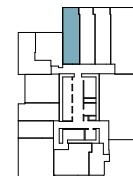
TOTAL 652 SF / 61 SM



FLOORS 02



FLOORS 03-05



Note
"Furniture Subject to Change"

⚠ Stated dimensions are measured to the exterior boundaries of the exterior walls and the centerline of interior demising walls and in fact vary from the dimensions that would be determined by using the description and definition of the "Unit" set forth in the Declaration (which generally only includes the interior airspace between the perimeter walls and includes interior structural components). For your reference, the area of the Unit, determined in accordance with those defined unit boundaries, is 580 SF / 54 SM. Note that measurements of rooms set forth on this floor plan are generally taken at the greatest points of each given room (as if the room were a perfect rectangle), without regard for any cutouts. Accordingly, the area of the actual room will typically be smaller than the product obtained by multiplying the stated length times width. All dimensions are approximate and may vary with actual construction, and all floor plans and development plans are subject to change.

UNIT W12

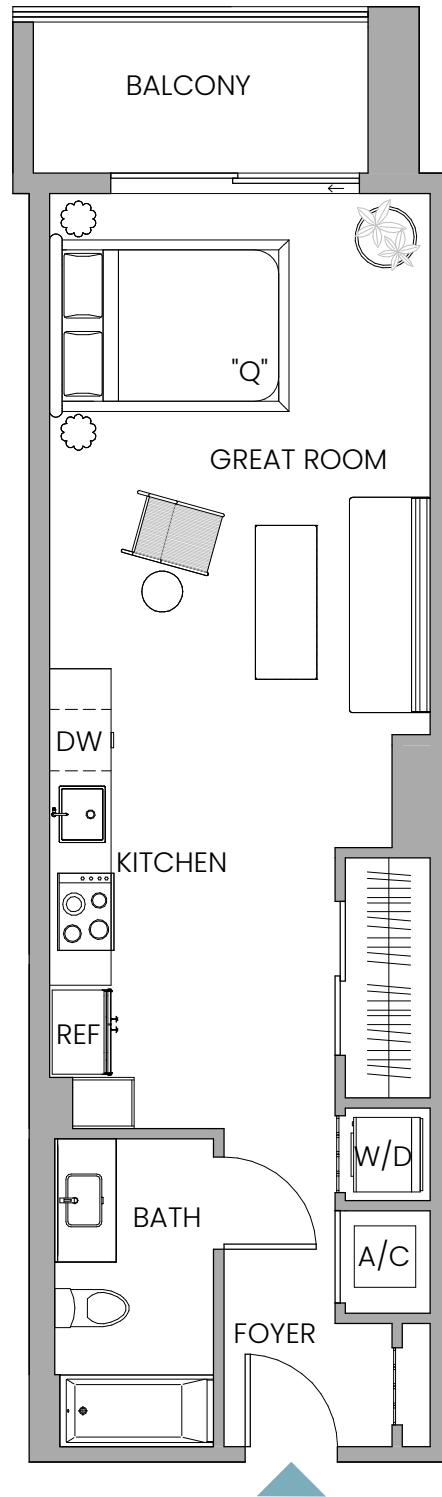
Line 03

Studio | 1 Bathroom

INTERIOR 538 SF / 50 SM

EXTERIOR 66 SF / 6 SM

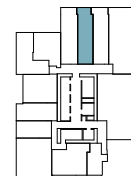
TOTAL 604 SF / 56 SM



FLOORS 02



FLOORS 03-05



Note
"Furniture Subject to Change"

⚠ Stated dimensions are measured to the exterior boundaries of the exterior walls and the centerline of interior demising walls and in fact vary from the dimensions that would be determined by using the description and definition of the "Unit" set forth in the Declaration (which generally only includes the interior airspace between the perimeter walls and includes interior structural components). For your reference, the area of the Unit, determined in accordance with those defined unit boundaries, is 538 SF / 50 SM. Note that measurements of rooms set forth on this floor plan are generally taken at the greatest points of each given room (as if the room were a perfect rectangle), without regard for any cutouts. Accordingly, the area of the actual room will typically be smaller than the product obtained by multiplying the stated length times width. All dimensions are approximate and may vary with actual construction, and all floor plans and development plans are subject to change.

UNIT W13

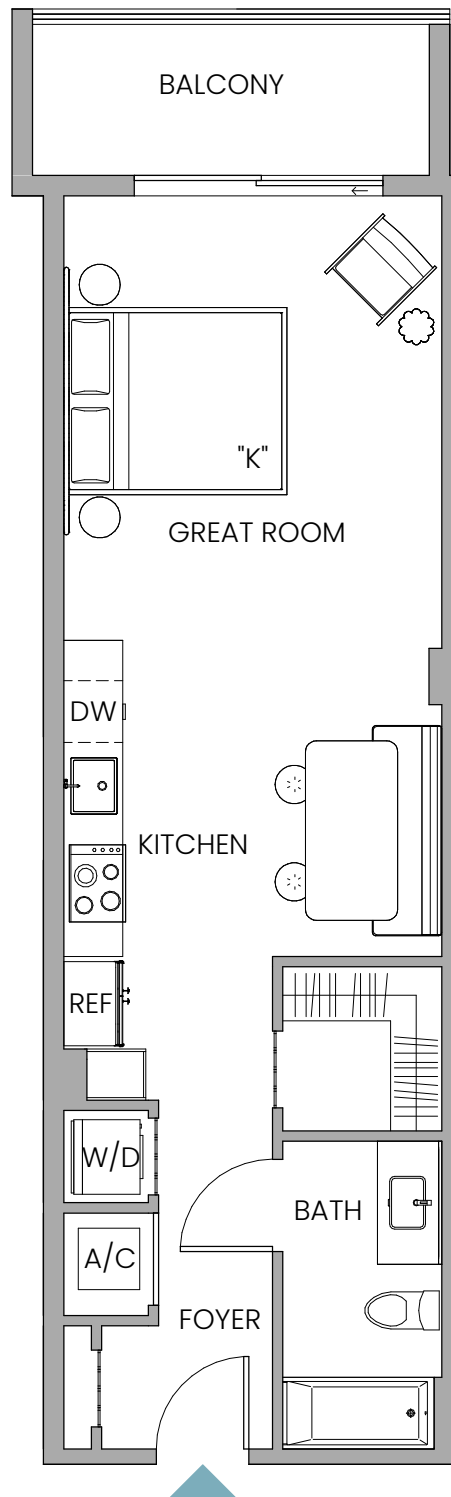
Line 02

Studio | 1 Bathroom

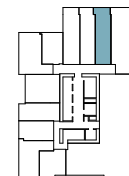
INTERIOR 536 SF / 50 SM

EXTERIOR 76 SF / 7 SM

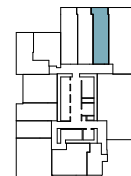
TOTAL 612 SF / 57 SM



FLOORS 02



FLOORS 03-05



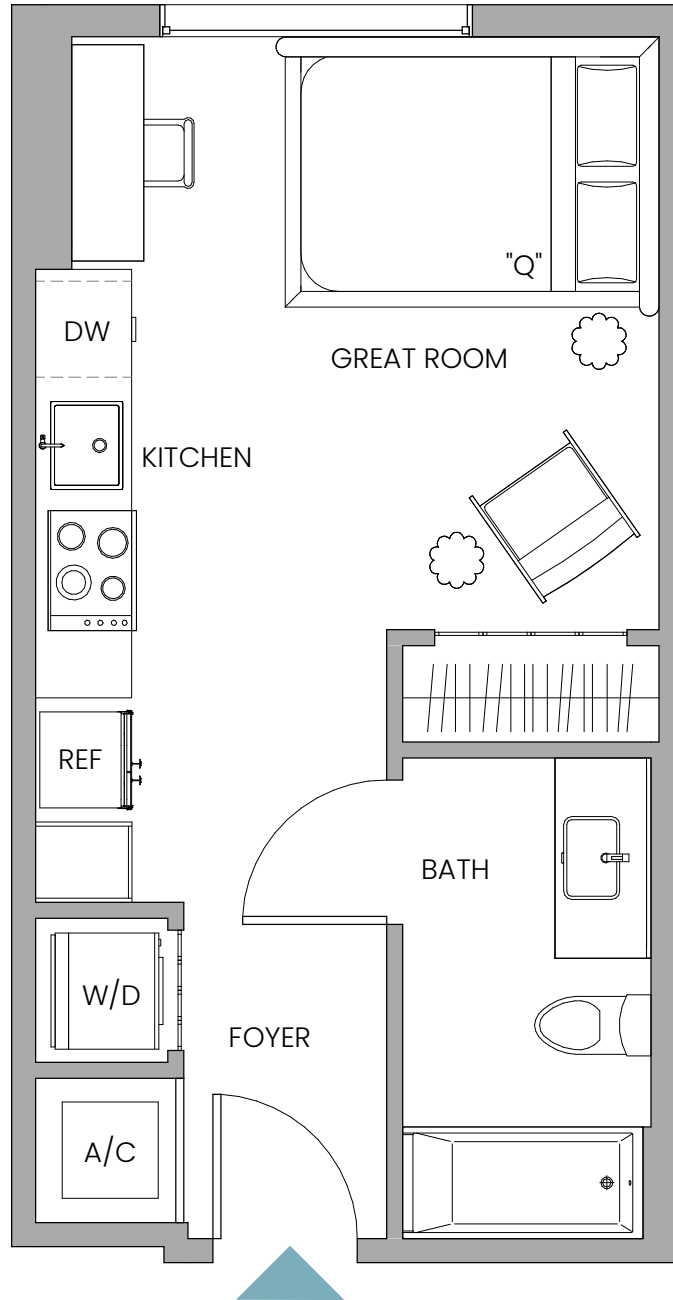
Note
"Furniture Subject to Change"

⚠ Stated dimensions are measured to the exterior boundaries of the exterior walls and the centerline of interior demising walls and in fact vary from the dimensions that would be determined by using the description and definition of the "Unit" set forth in the Declaration (which generally only includes the interior airspace between the perimeter walls and includes interior structural components). For your reference, the area of the Unit, determined in accordance with those defined unit boundaries, is 536 SF / 50 SM. Note that measurements of rooms set forth on this floor plan are generally taken at the greatest points of each given room (as if the room were a perfect rectangle), without regard for any cutouts. Accordingly, the area of the actual room will typically be smaller than the product obtained by multiplying the stated length times width. All dimensions are approximate and may vary with actual construction, and all floor plans and development plans are subject to change.

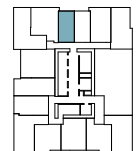
UNIT W15

Line 04

Studio | 1 Bathroom
INTERIOR 349 SF / 32 SM



FLOORS 06-09



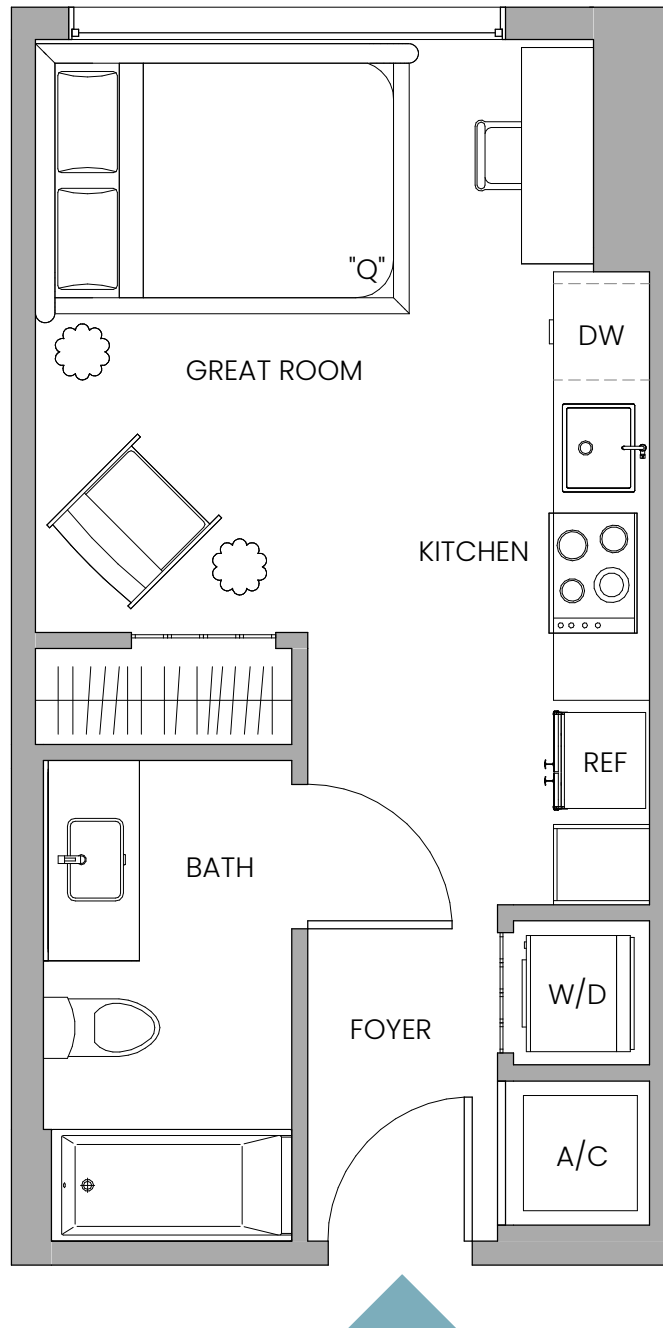
Note
"Furniture Subject to Change"

Stated dimensions are measured to the exterior boundaries of the exterior walls and the centerline of interior demising walls and in fact vary from the dimensions that would be determined by using the description and definition of the "Unit" set forth in the Declaration (which generally only includes the interior airspace between the perimeter walls and includes interior structural components). For your reference, the area of the Unit, determined in accordance with those defined unit boundaries, is 349 SF / 32 SM. Note that measurements of rooms set forth on this floor plan are generally taken at the greatest points of each given room (as if the room were a perfect rectangle), without regard for any cutouts. Accordingly, the area of the actual room will typically be smaller than the product obtained by multiplying the stated length times width. All dimensions are approximate and may vary with actual construction, and all floor plans and development plans are subject to change.

UNIT W16

Line 03

Studio | 1 Bathroom
INTERIOR 343 SF / 32 SM



FLOORS 06-09



Note
"Furniture Subject to Change"

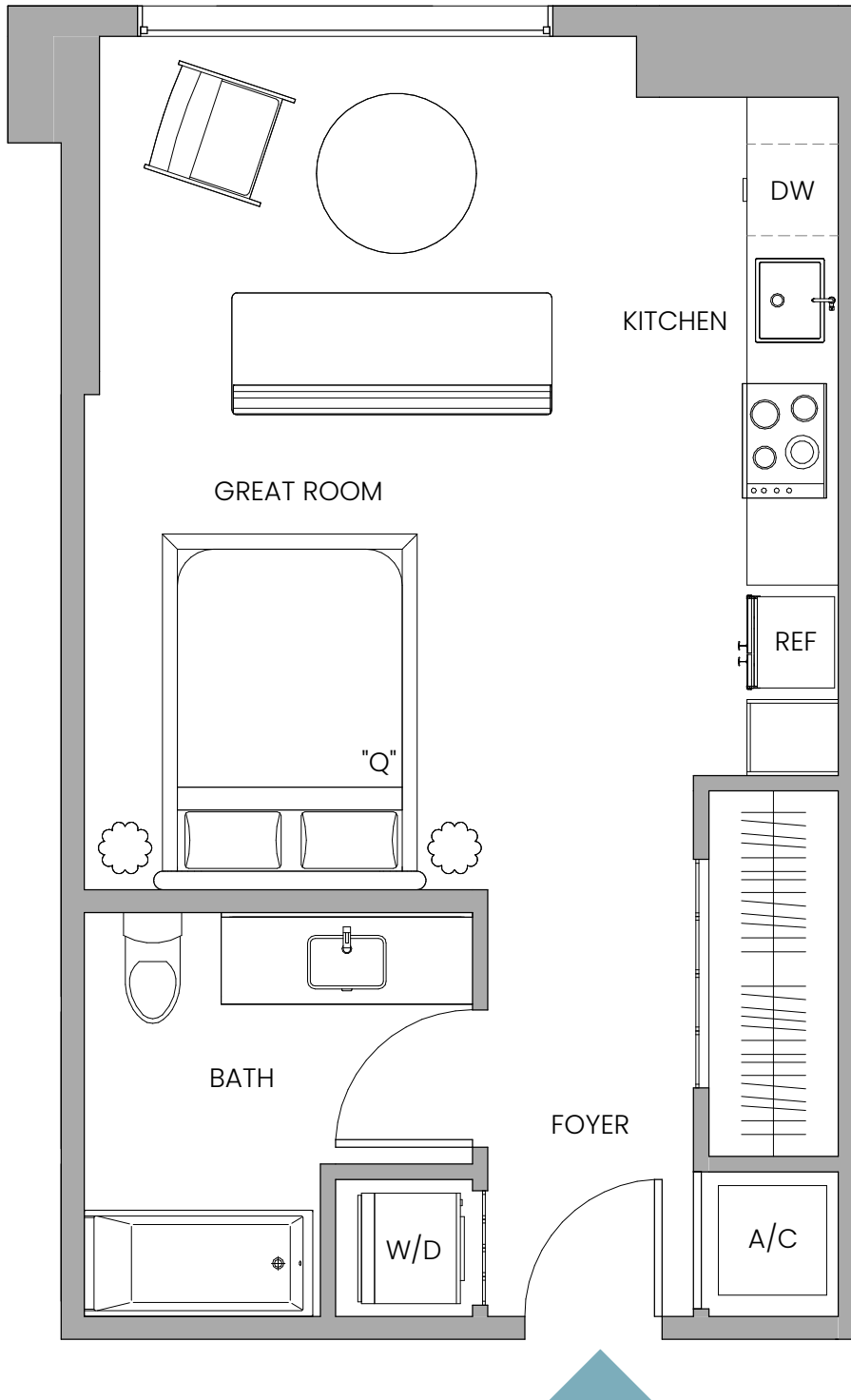
⚠ Stated dimensions are measured to the exterior boundaries of the exterior walls and the centerline of interior demising walls and in fact vary from the dimensions that would be determined by using the description and definition of the "Unit" set forth in the Declaration (which generally only includes the interior airspace between the perimeter walls and includes interior structural components). For your reference, the area of the Unit, determined in accordance with those defined unit boundaries, is 343 SF / 32 SM. Note that measurements of rooms set forth on this floor plan are generally taken at the greatest points of each given room (as if the room were a perfect rectangle), without regard for any cutouts. Accordingly, the area of the actual room will typically be smaller than the product obtained by multiplying the stated length times width. All dimensions are approximate and may vary with actual construction, and all floor plans and development plans are subject to change.

UNIT W17

Line 02

Studio | 1 Bathroom

INTERIOR 496 SF / 46 SM



Note
"Furniture Subject to Change"

Stated dimensions are measured to the exterior boundaries of the exterior walls and the centerline of interior demising walls and in fact vary from the dimensions that would be determined by using the description and definition of the "Unit" set forth in the Declaration (which generally only includes the interior airspace between the perimeter walls and includes interior structural components). For your reference, the area of the Unit, determined in accordance with those defined unit boundaries, is 496 SF / 46 SM. Note that measurements of rooms set forth on this floor plan are generally taken at the greatest points of each given room (as if the room were a perfect rectangle), without regard for any cutouts. Accordingly, the area of the actual room will typically be smaller than the product obtained by multiplying the stated length times width. All dimensions are approximate and may vary with actual construction, and all floor plans and development plans are subject to change.

UNIT W19

Line 09

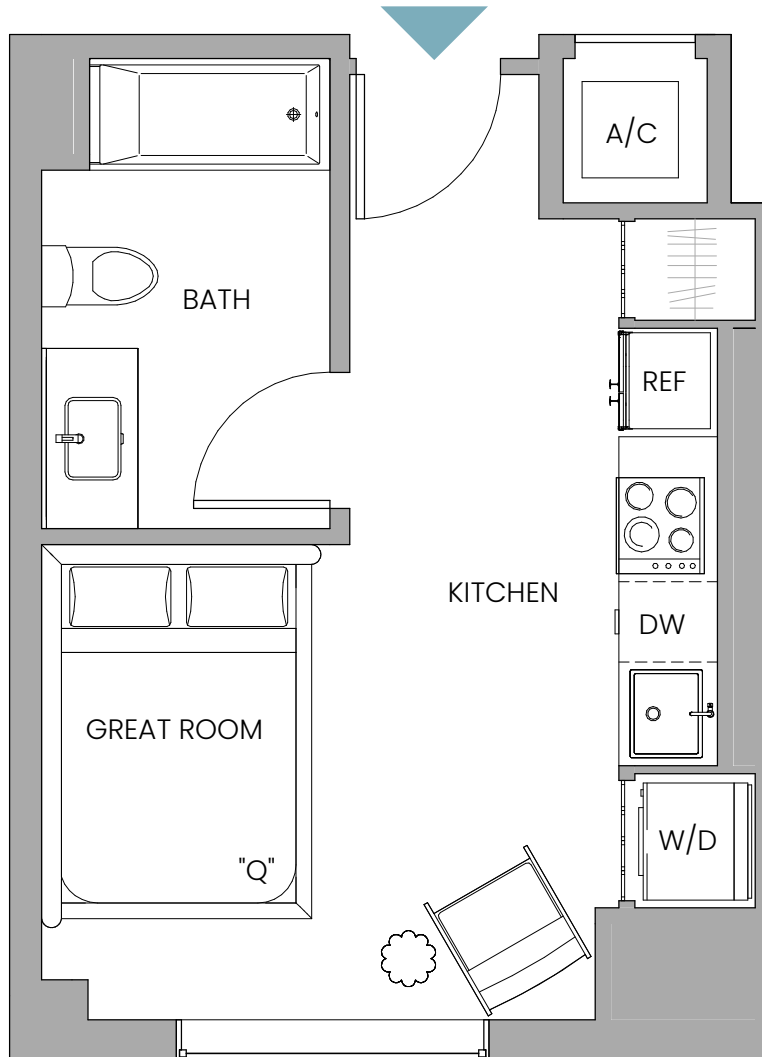
Studio | 1 Bathroom

Floors 11-15

INTERIOR 307 SF / 28 SM

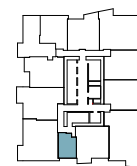
Floors 16-41

INTERIOR 340 SF / 32 SM



FLOORS 11-15

FLOORS 16-41



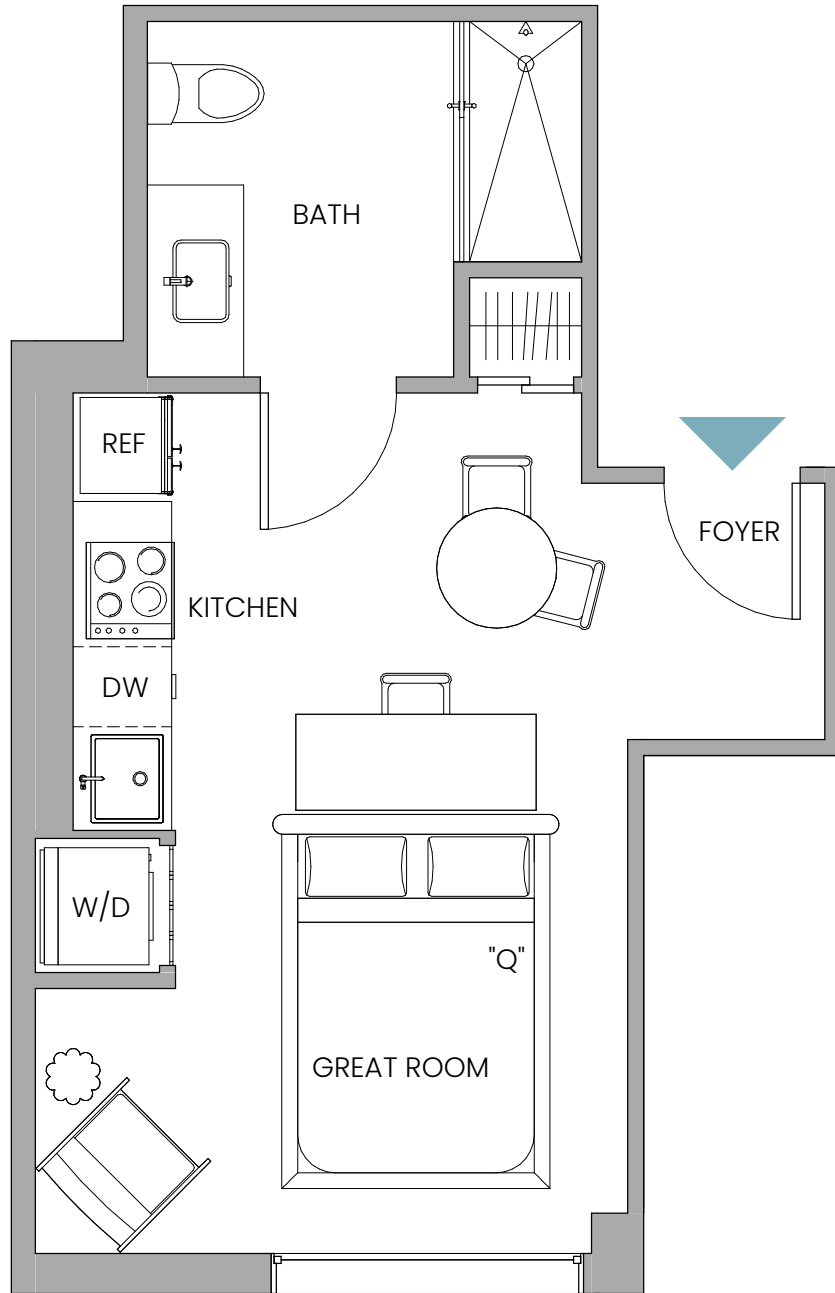
Note
"Furniture Subject to Change"

Stated dimensions are measured to the exterior boundaries of the exterior walls and the centerline of interior demising walls and in fact vary from the dimensions that would be determined by using the description and definition of the "Unit" set forth in the Declaration (which generally only includes the interior airspace between the perimeter walls and includes interior structural components). For your reference, the area of the Unit, determined in accordance with those defined unit boundaries, is 307/340 SF / 28/32 SM. Note that measurements of rooms set forth on this floor plan are generally taken at the greatest points of each given room (as if the room were a perfect rectangle), without regard for any cutouts. Accordingly, the area of the actual room will typically be smaller than the product obtained by multiplying the stated length times width. All dimensions are approximate and may vary with actual construction, and all floor plans and development plans are subject to change.

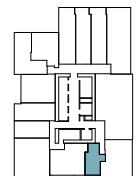
UNIT W21

Line 12

Studio | 1 Bathroom
INTERIOR 339 SF / 31 SM



FLOORS 03-05



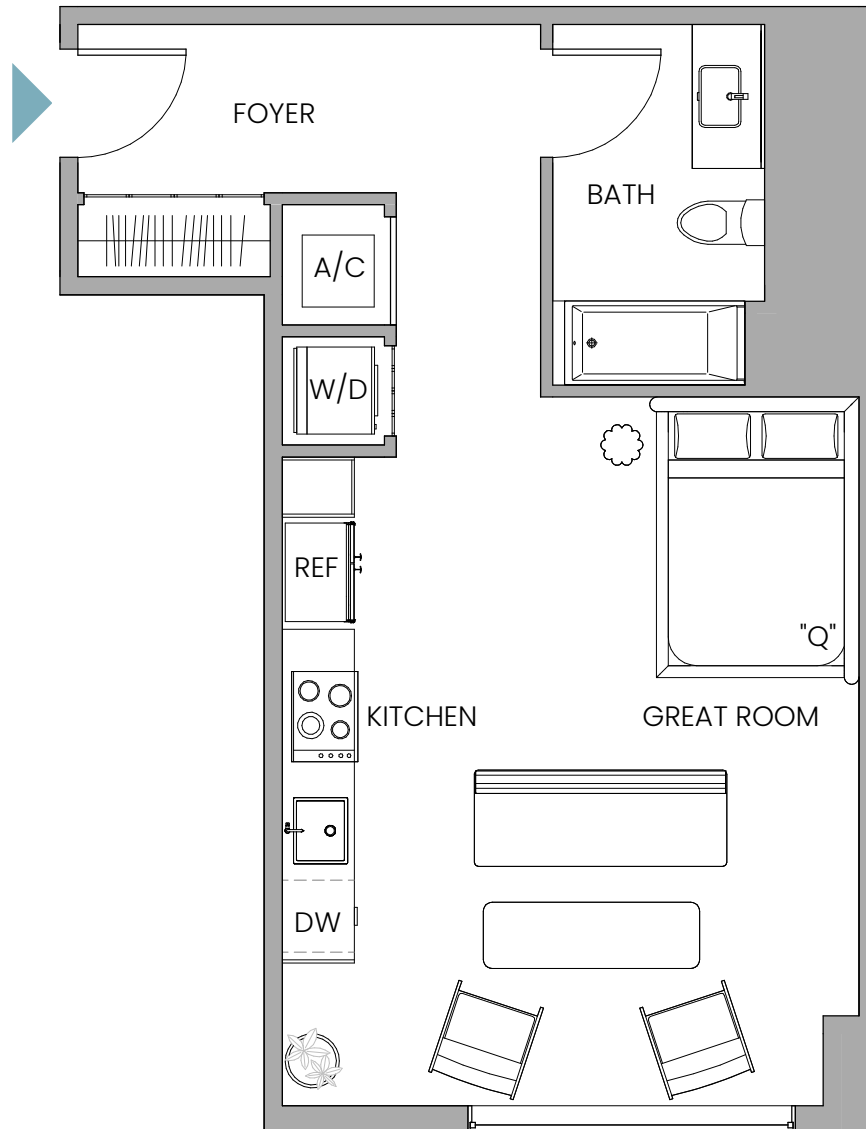
Note
"Furniture Subject to Change"

⚠ Stated dimensions are measured to the exterior boundaries of the exterior walls and the centerline of interior demising walls and in fact vary from the dimensions that would be determined by using the description and definition of the "Unit" set forth in the Declaration (which generally only includes the interior airspace between the perimeter walls and includes interior structural components). For your reference, the area of the Unit, determined in accordance with those defined unit boundaries, is 339 SF / 31 SM. Note that measurements of rooms set forth on this floor plan are generally taken at the greatest points of each given room (as if the room were a perfect rectangle), without regard for any cutouts. Accordingly, the area of the actual room will typically be smaller than the product obtained by multiplying the stated length times width. All dimensions are approximate and may vary with actual construction, and all floor plans and development plans are subject to change.

UNIT W1

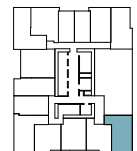
Line 14

Studio | 1 Bathroom
INTERIOR 567 SF / 53 SM



Note
"Furniture Subject to Change"

FLOORS 06-09

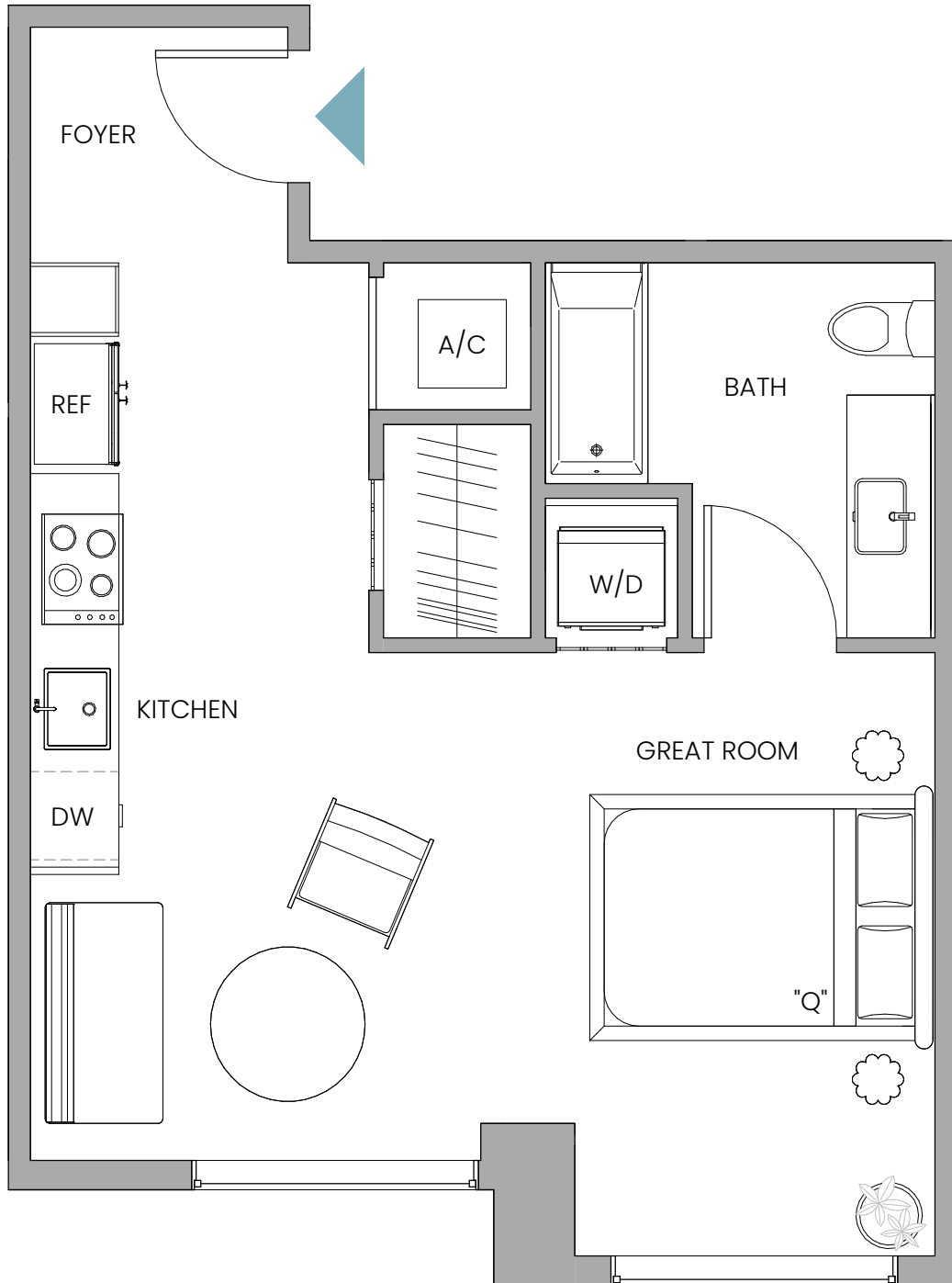


Stated dimensions are measured to the exterior boundaries of the exterior walls and the centerline of interior demising walls and in fact vary from the dimensions that would be determined by using the description and definition of the "Unit" set forth in the Declaration (which generally only includes the interior airspace between the perimeter walls and includes interior structural components). For your reference, the area of the Unit, determined in accordance with those defined unit boundaries, is 567 SF / 53 SM. Note that measurements of rooms set forth on this floor plan are generally taken at the greatest points of each given room (as if the room were a perfect rectangle), without regard for any cutouts. Accordingly, the area of the actual room will typically be smaller than the product obtained by multiplying the stated length times width. All dimensions are approximate and may vary with actual construction, and all floor plans and development plans are subject to change.

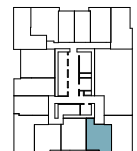
UNIT W2

Line 13

Studio | 1 Bathroom
INTERIOR 526 SF / 49 SM



FLOORS 06-09



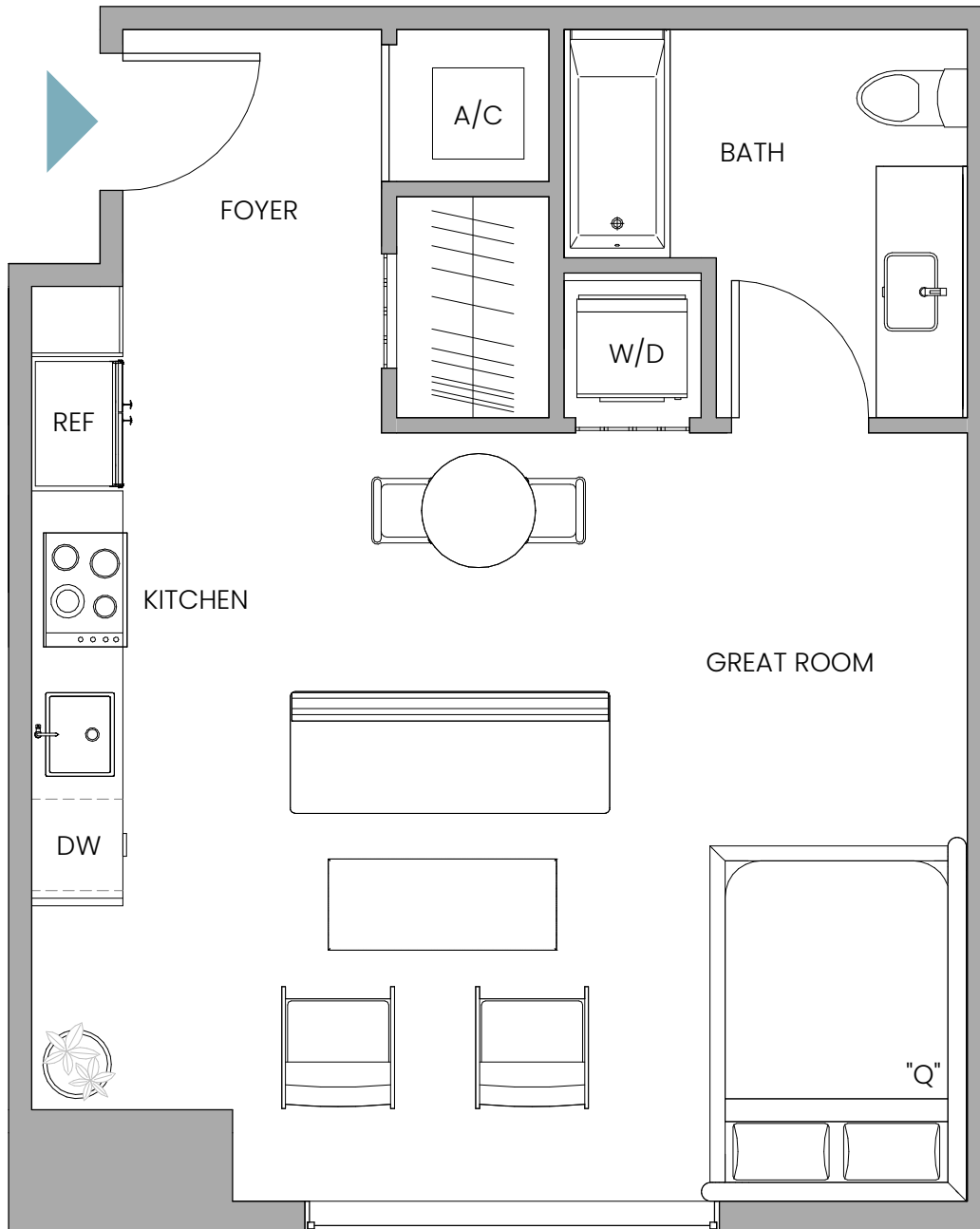
Note
"Furniture Subject to Change"

⚠ Stated dimensions are measured to the exterior boundaries of the exterior walls and the centerline of interior demising walls and in fact vary from the dimensions that would be determined by using the description and definition of the "Unit" set forth in the Declaration (which generally only includes the interior airspace between the perimeter walls and includes interior structural components). For your reference, the area of the Unit, determined in accordance with those defined unit boundaries, is 526 SF / 49 SM. Note that measurements of rooms set forth on this floor plan are generally taken at the greatest points of each given room (as if the room were a perfect rectangle), without regard for any cutouts. Accordingly, the area of the actual room will typically be smaller than the product obtained by multiplying the stated length times width. All dimensions are approximate and may vary with actual construction, and all floor plans and development plans are subject to change.

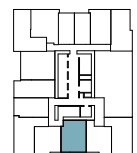
UNIT W3

Line 12

Studio | 1 Bathroom
INTERIOR 550 SF / 51 SM



FLOORS 06-09



Note
"Furniture Subject to Change"

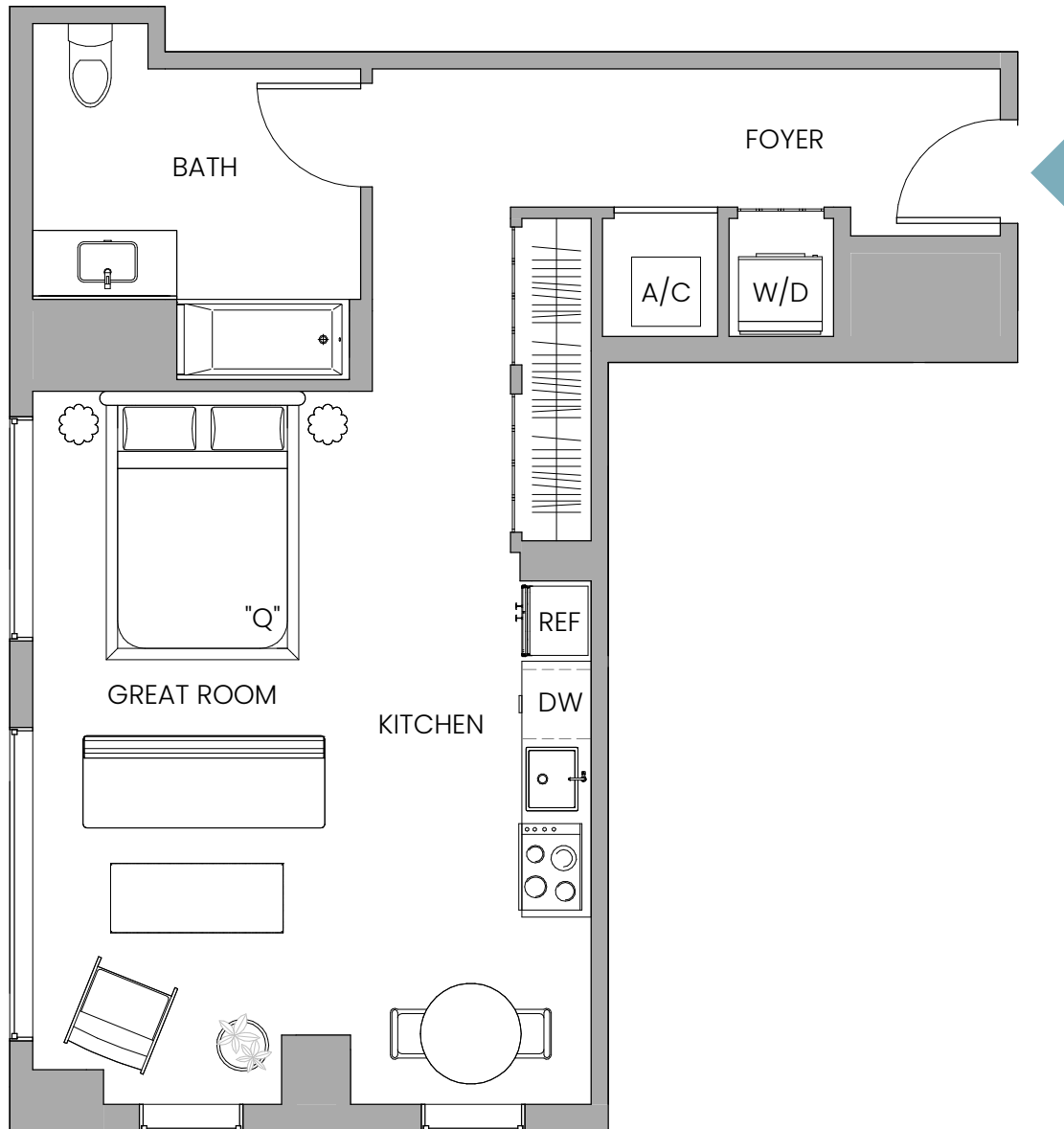
Stated dimensions are measured to the exterior boundaries of the exterior walls and the centerline of interior demising walls and in fact vary from the dimensions that would be determined by using the description and definition of the "Unit" set forth in the Declaration (which generally only includes the interior airspace between the perimeter walls and includes interior structural components). For your reference, the area of the Unit, determined in accordance with those defined unit boundaries, is 550 SF / 51 SM. Note that measurements of rooms set forth on this floor plan are generally taken at the greatest points of each given room (as if the room were a perfect rectangle), without regard for any cutouts. Accordingly, the area of the actual room will typically be smaller than the product obtained by multiplying the stated length times width. All dimensions are approximate and may vary with actual construction, and all floor plans and development plans are subject to change.

UNIT W5

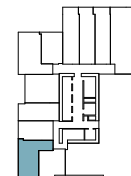
Line 10

Studio | 1 Bathroom

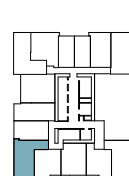
INTERIOR 629 SF / 58 SM



FLOORS 02



FLOORS 06-09



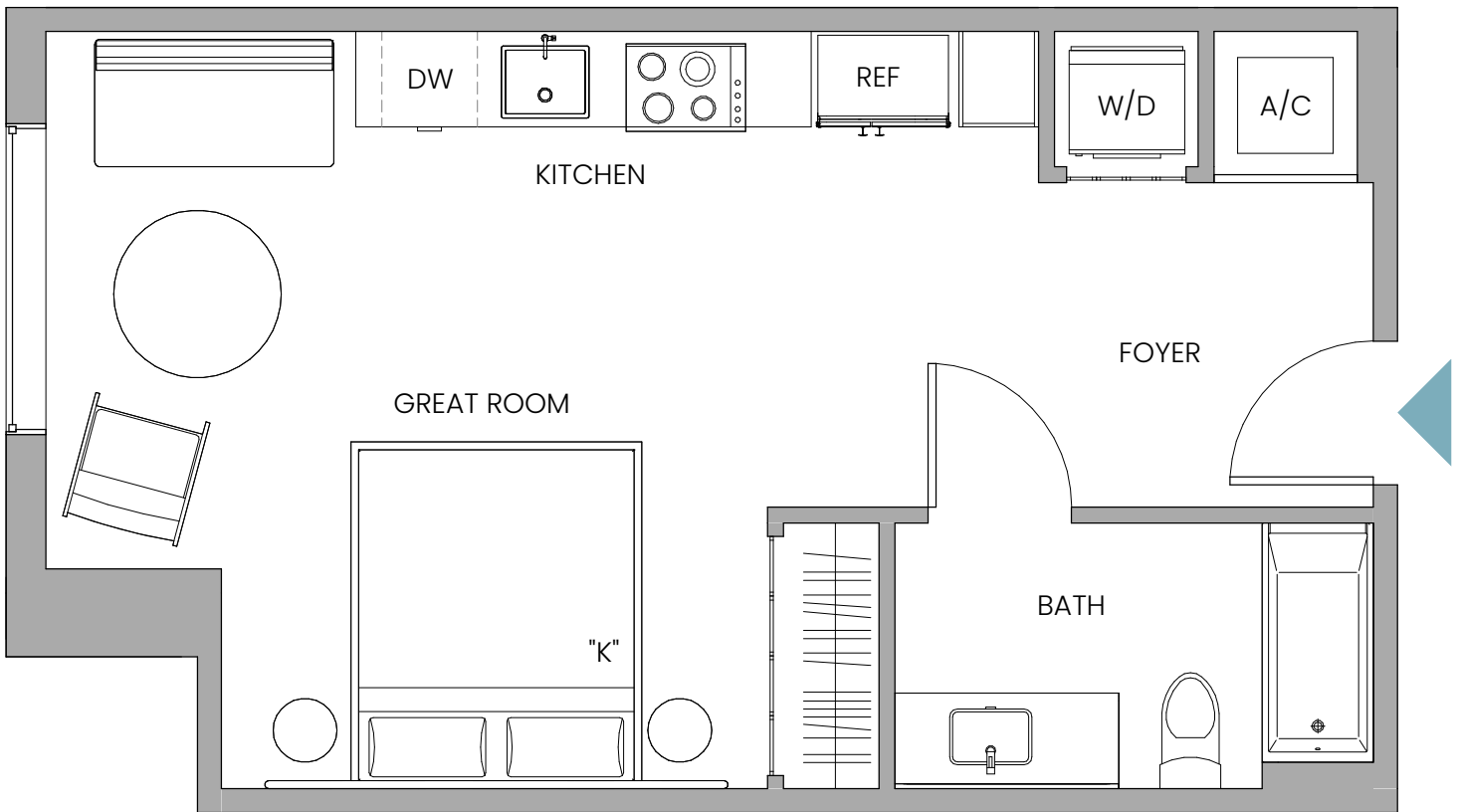
Note
"Furniture Subject to Change"

🏠 Stated dimensions are measured to the exterior boundaries of the exterior walls and the centerline of interior demising walls and in fact vary from the dimensions that would be determined by using the description and definition of the "Unit" set forth in the Declaration (which generally only includes the interior airspace between the perimeter walls and includes interior structural components). For your reference, the area of the Unit, determined in accordance with those defined unit boundaries, is 629 SF / 58 SM. Note that measurements of rooms set forth on this floor plan are generally taken at the greatest points of each given room (as if the room were a perfect rectangle), without regard for any cutouts. Accordingly, the area of the actual room will typically be smaller than the product obtained by multiplying the stated length times width. All dimensions are approximate and may vary with actual construction, and all floor plans and development plans are subject to change.

UNIT W6

Line 09

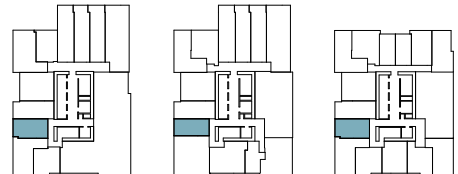
Studio | 1 Bathroom
INTERIOR 457 SF / 42 SM



FLOORS 02

FLOORS 03-05

FLOORS 06-09



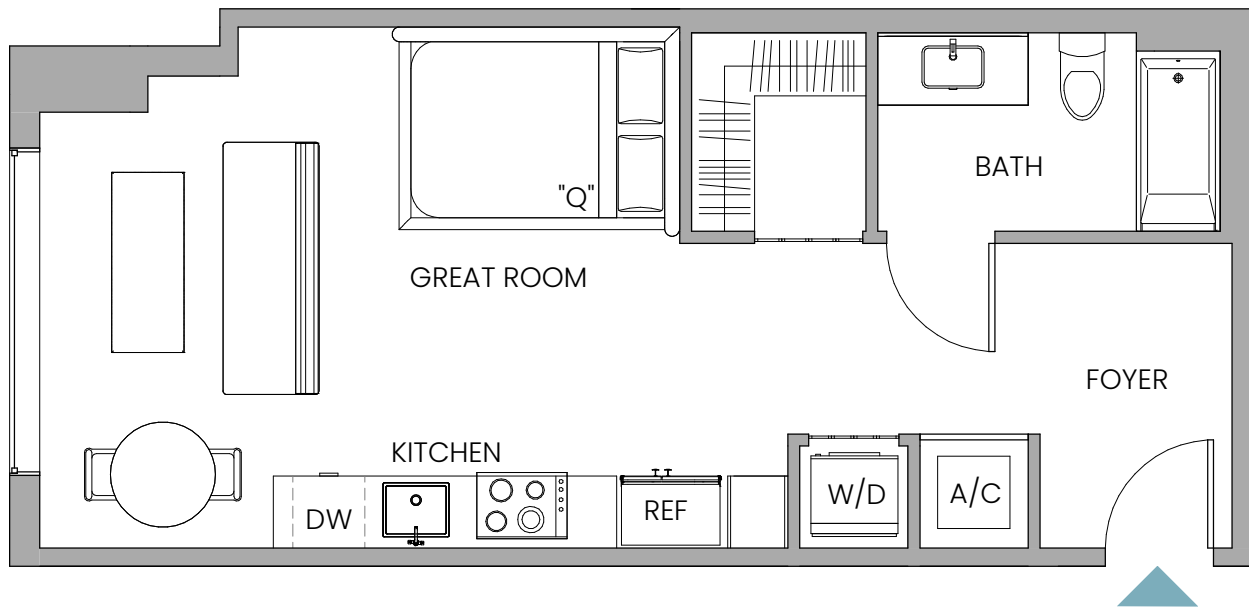
Note
"Furniture Subject to Change"

Stated dimensions are measured to the exterior boundaries of the exterior walls and the centerline of interior demising walls and in fact vary from the dimensions that would be determined by using the description and definition of the "Unit" set forth in the Declaration (which generally only includes the interior airspace between the perimeter walls and includes interior structural components). For your reference, the area of the Unit, determined in accordance with those defined unit boundaries, is 457 SF / 42 SM. Note that measurements of rooms set forth on this floor plan are generally taken at the greatest points of each given room (as if the room were a perfect rectangle), without regard for any cutouts. Accordingly, the area of the actual room will typically be smaller than the product obtained by multiplying the stated length times width. All dimensions are approximate and may vary with actual construction, and all floor plans and development plans are subject to change.

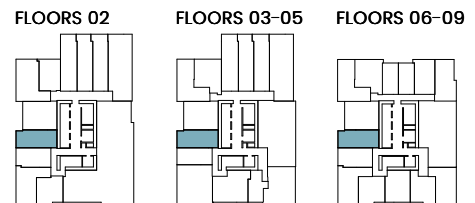
UNIT W7

Line 08

Studio | 1 Bathroom
INTERIOR 509 SF / 47 SM



Note
"Furniture Subject to Change"

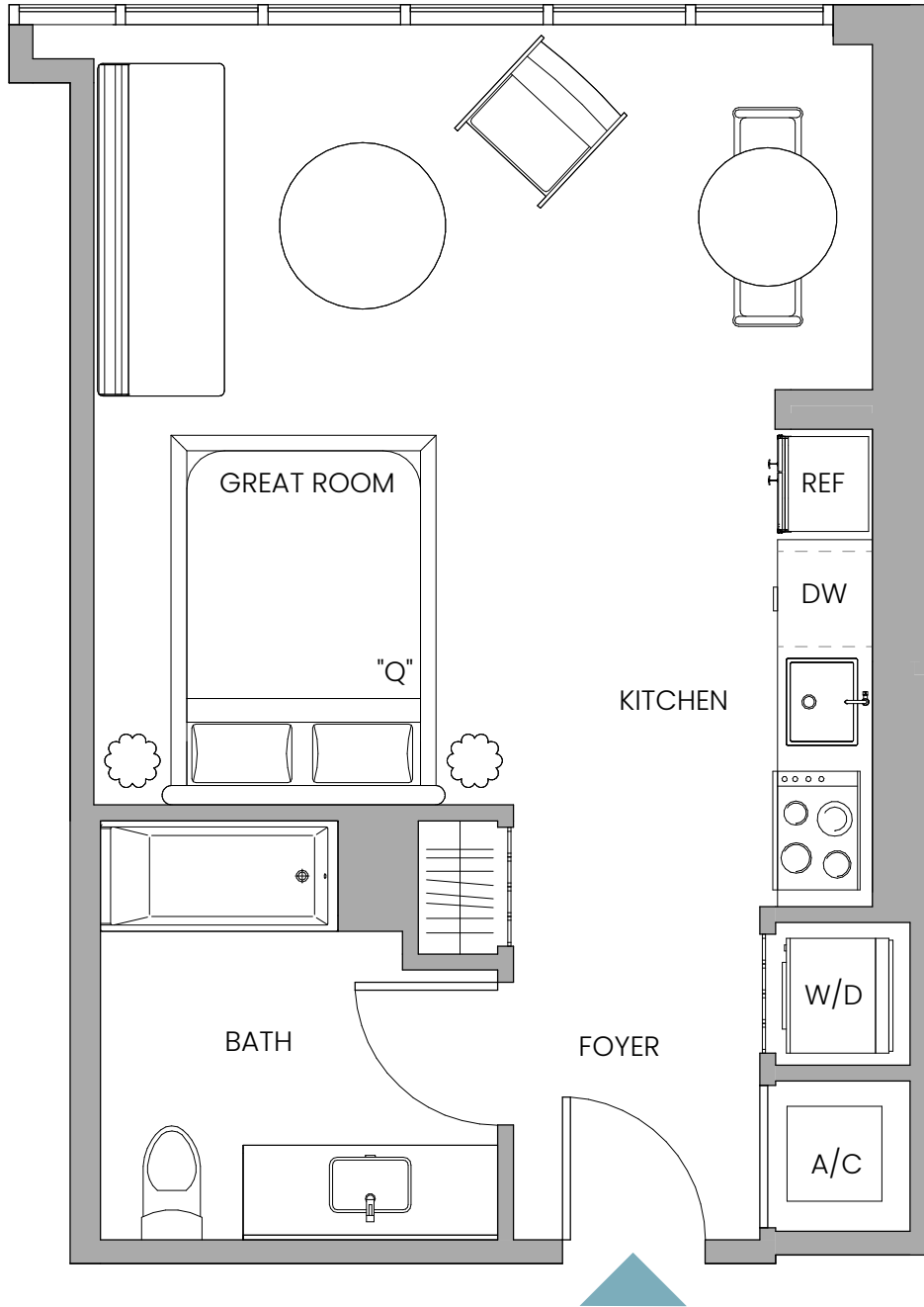


Stated dimensions are measured to the exterior boundaries of the exterior walls and the centerline of interior demising walls and in fact vary from the dimensions that would be determined by using the description and definition of the "Unit" set forth in the Declaration (which generally only includes the interior airspace between the perimeter walls and includes interior structural components). For your reference, the area of the Unit, determined in accordance with those defined unit boundaries, is 509 SF / 47 SM. Note that measurements of rooms set forth on this floor plan are generally taken at the greatest points of each given room (as if the room were a perfect rectangle), without regard for any cutouts. Accordingly, the area of the actual room will typically be smaller than the product obtained by multiplying the stated length times width. All dimensions are approximate and may vary with actual construction, and all floor plans and development plans are subject to change.

UNIT W10

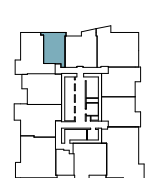
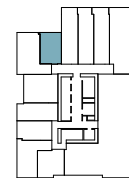
Line 05, Floors 02
Line 04, Floors 16-41

Studio | 1 Bathroom
INTERIOR 464 SF / 43 SM



FLOORS 02

FLOORS 16-41



Note
"Furniture Subject to Change"

Stated dimensions are measured to the exterior boundaries of the exterior walls and the centerline of interior demising walls and in fact vary from the dimensions that would be determined by using the description and definition of the "Unit" set forth in the Declaration (which generally only includes the interior airspace between the perimeter walls and includes interior structural components). For your reference, the area of the Unit, determined in accordance with those defined unit boundaries, is 464 SF / 43 SM. Note that measurements of rooms set forth on this floor plan are generally taken at the greatest points of each given room (as if the room were a perfect rectangle), without regard for any cutouts. Accordingly, the area of the actual room will typically be smaller than the product obtained by multiplying the stated length times width. All dimensions are approximate and may vary with actual construction, and all floor plans and development plans are subject to change.

UNIT W11

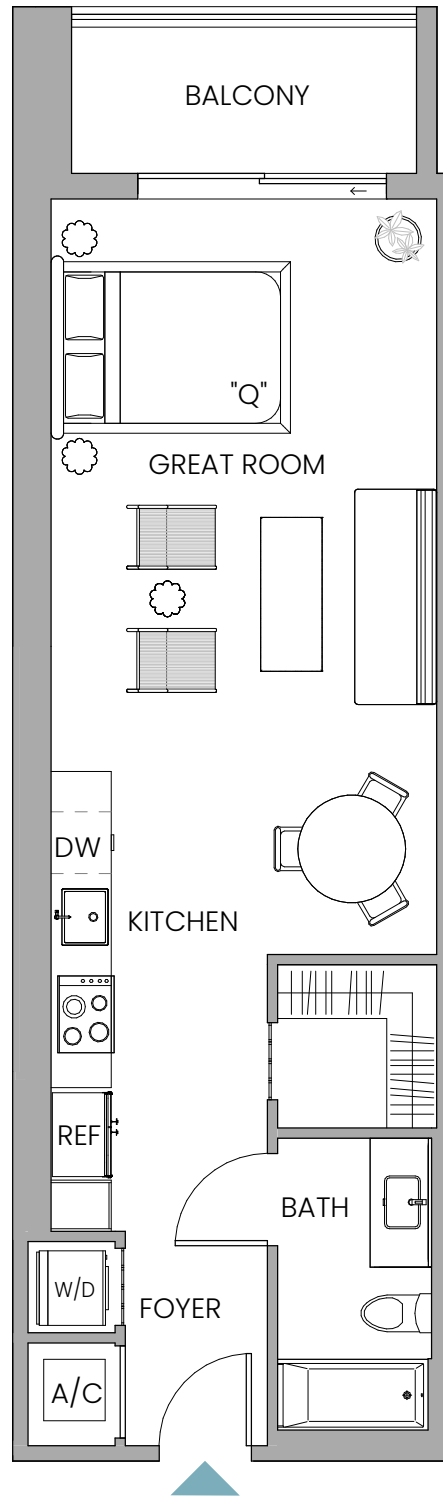
Line 04

Studio | 1 Bathroom

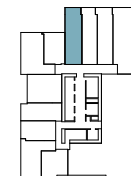
INTERIOR 580 SF / 54 SM

EXTERIOR 72 SF / 7 SM

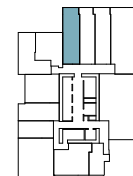
TOTAL 652 SF / 61 SM



FLOORS 02



FLOORS 03-05



Note
"Furniture Subject to Change"

⚠ Stated dimensions are measured to the exterior boundaries of the exterior walls and the centerline of interior demising walls and in fact vary from the dimensions that would be determined by using the description and definition of the "Unit" set forth in the Declaration (which generally only includes the interior airspace between the perimeter walls and includes interior structural components). For your reference, the area of the Unit, determined in accordance with those defined unit boundaries, is 580 SF / 54 SM. Note that measurements of rooms set forth on this floor plan are generally taken at the greatest points of each given room (as if the room were a perfect rectangle), without regard for any cutouts. Accordingly, the area of the actual room will typically be smaller than the product obtained by multiplying the stated length times width. All dimensions are approximate and may vary with actual construction, and all floor plans and development plans are subject to change.

UNIT W12

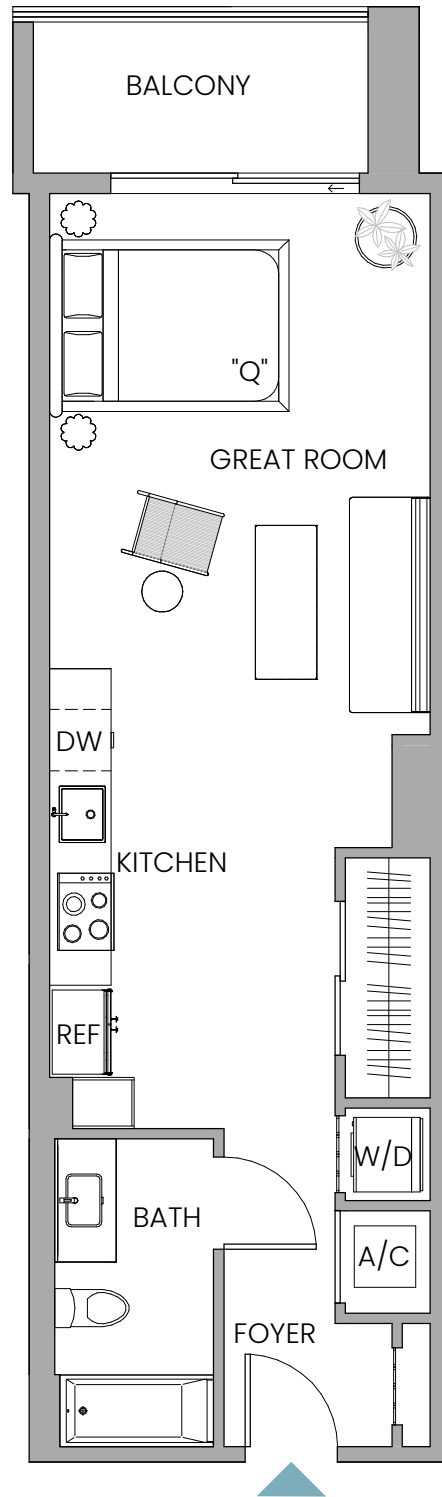
Line 03

Studio | 1 Bathroom

INTERIOR 538 SF / 50 SM

EXTERIOR 66 SF / 6 SM

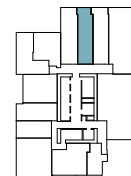
TOTAL 604 SF / 56 SM



FLOORS 02



FLOORS 03-05



Note
"Furniture Subject to Change"

⚠ Stated dimensions are measured to the exterior boundaries of the exterior walls and the centerline of interior demising walls and in fact vary from the dimensions that would be determined by using the description and definition of the "Unit" set forth in the Declaration (which generally only includes the interior airspace between the perimeter walls and includes interior structural components). For your reference, the area of the Unit, determined in accordance with those defined unit boundaries, is 538 SF / 50 SM. Note that measurements of rooms set forth on this floor plan are generally taken at the greatest points of each given room (as if the room were a perfect rectangle), without regard for any cutouts. Accordingly, the area of the actual room will typically be smaller than the product obtained by multiplying the stated length times width. All dimensions are approximate and may vary with actual construction, and all floor plans and development plans are subject to change.

UNIT W13

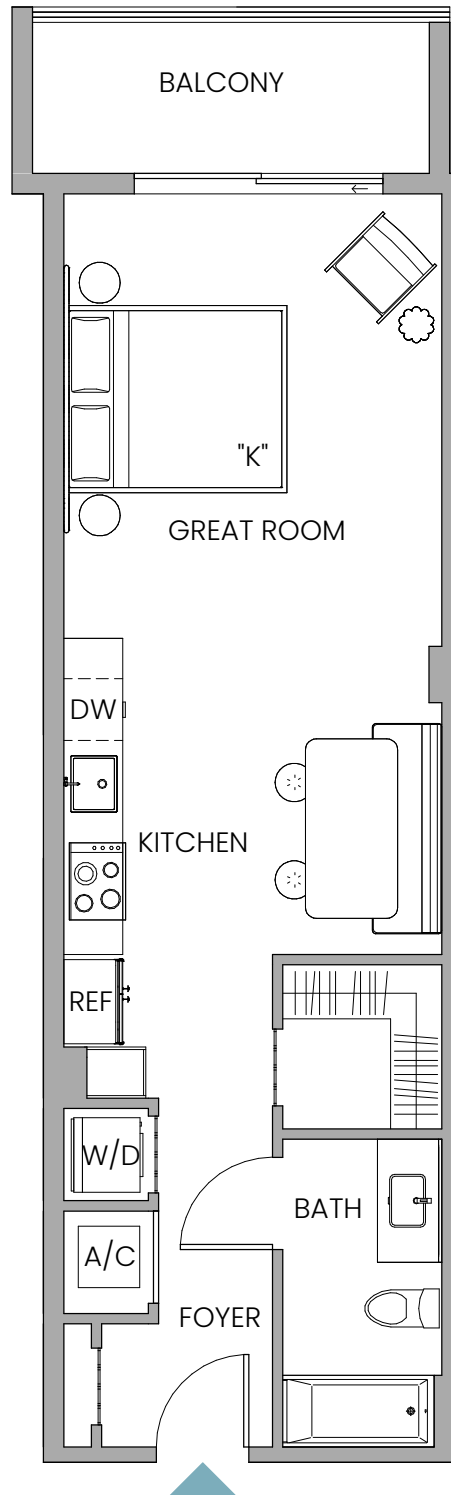
Line 02

Studio | 1 Bathroom

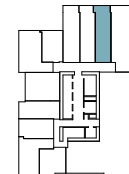
INTERIOR 536 SF / 50 SM

EXTERIOR 76 SF / 7 SM

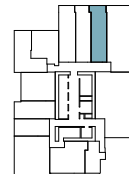
TOTAL 612 SF / 57 SM



FLOORS 02



FLOORS 03-05



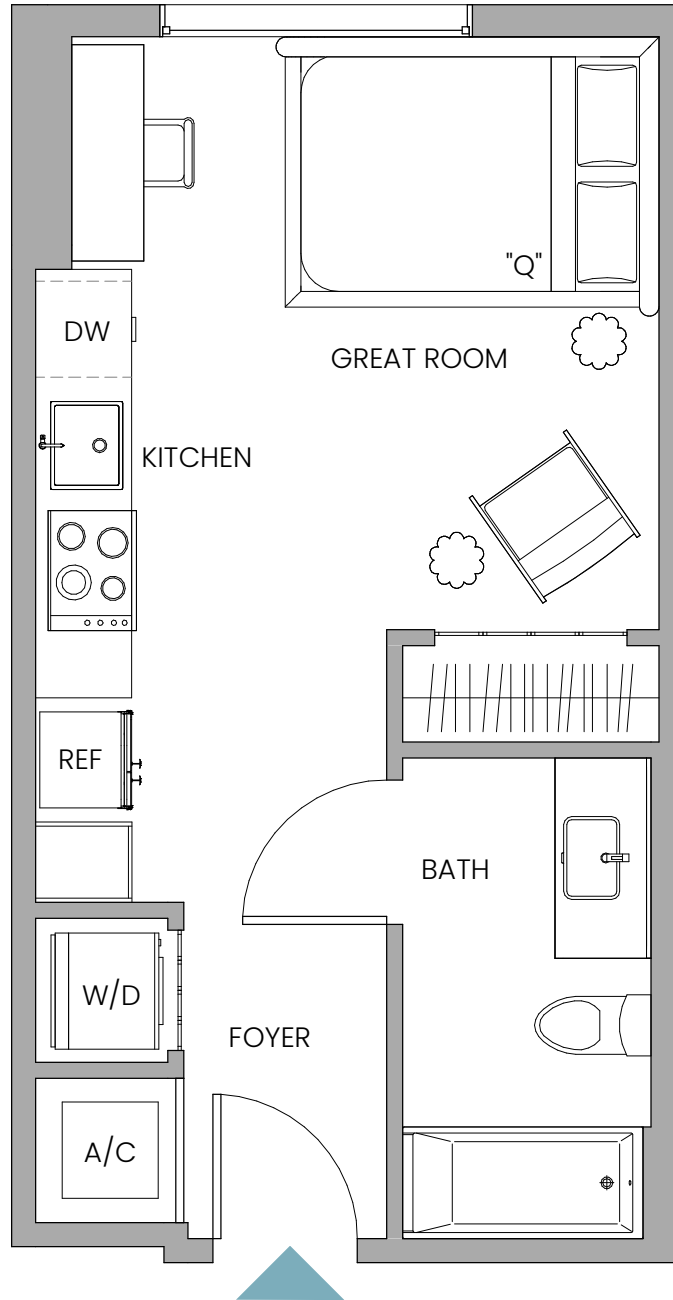
Note
"Furniture Subject to Change"

⚠ Stated dimensions are measured to the exterior boundaries of the exterior walls and the centerline of interior demising walls and in fact vary from the dimensions that would be determined by using the description and definition of the "Unit" set forth in the Declaration (which generally only includes the interior airspace between the perimeter walls and includes interior structural components). For your reference, the area of the Unit, determined in accordance with those defined unit boundaries, is 536 SF / 50 SM. Note that measurements of rooms set forth on this floor plan are generally taken at the greatest points of each given room (as if the room were a perfect rectangle), without regard for any cutouts. Accordingly, the area of the actual room will typically be smaller than the product obtained by multiplying the stated length times width. All dimensions are approximate and may vary with actual construction, and all floor plans and development plans are subject to change.

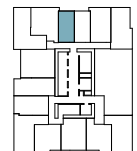
UNIT W15

Line 04

Studio | 1 Bathroom
INTERIOR 349 SF / 32 SM



FLOORS 06-09



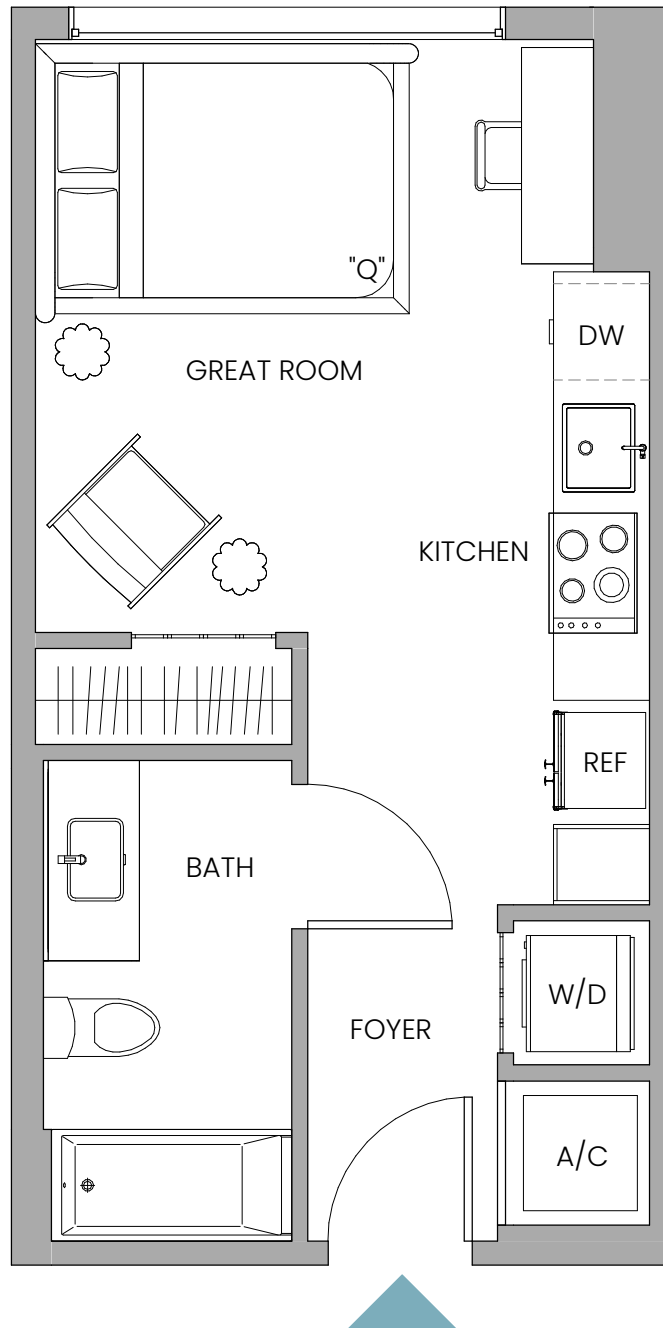
Note
"Furniture Subject to Change"

⚠ Stated dimensions are measured to the exterior boundaries of the exterior walls and the centerline of interior demising walls and in fact vary from the dimensions that would be determined by using the description and definition of the "Unit" set forth in the Declaration (which generally only includes the interior airspace between the perimeter walls and includes interior structural components). For your reference, the area of the Unit, determined in accordance with those defined unit boundaries, is 349 SF / 32 SM. Note that measurements of rooms set forth on this floor plan are generally taken at the greatest points of each given room (as if the room were a perfect rectangle), without regard for any cutouts. Accordingly, the area of the actual room will typically be smaller than the product obtained by multiplying the stated length times width. All dimensions are approximate and may vary with actual construction, and all floor plans and development plans are subject to change.

UNIT W16

Line 03

Studio | 1 Bathroom
INTERIOR 343 SF / 32 SM



FLOORS 06-09



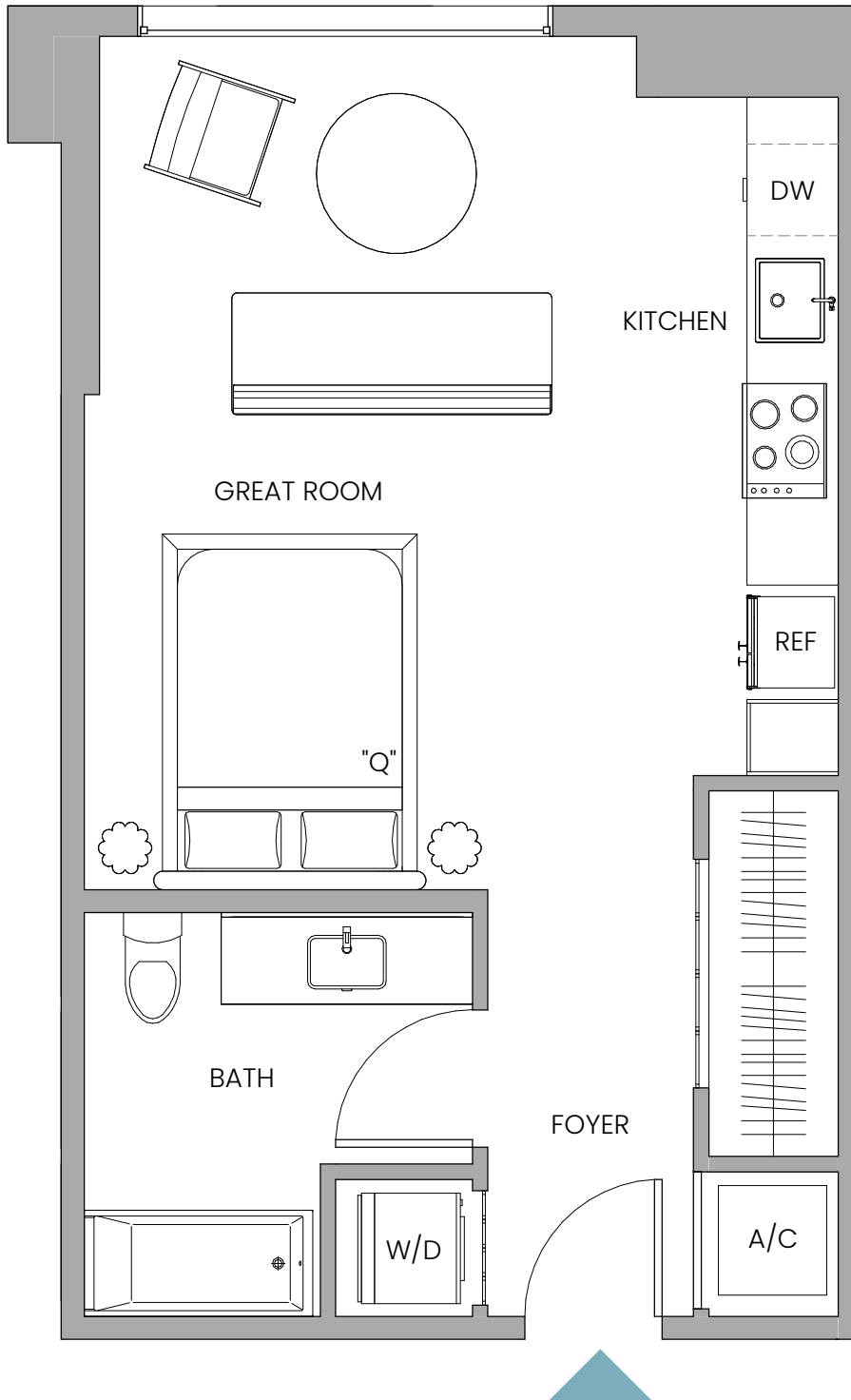
Note
"Furniture Subject to Change"

⚠ Stated dimensions are measured to the exterior boundaries of the exterior walls and the centerline of interior demising walls and in fact vary from the dimensions that would be determined by using the description and definition of the "Unit" set forth in the Declaration (which generally only includes the interior airspace between the perimeter walls and includes interior structural components). For your reference, the area of the Unit, determined in accordance with those defined unit boundaries, is 343 SF / 32 SM. Note that measurements of rooms set forth on this floor plan are generally taken at the greatest points of each given room (as if the room were a perfect rectangle), without regard for any cutouts. Accordingly, the area of the actual room will typically be smaller than the product obtained by multiplying the stated length times width. All dimensions are approximate and may vary with actual construction, and all floor plans and development plans are subject to change.

UNIT W17

Line 02

Studio | 1 Bathroom
INTERIOR 496 SF / 46 SM



FLOORS 06-09



Note
"Furniture Subject to Change"

Stated dimensions are measured to the exterior boundaries of the exterior walls and the centerline of interior demising walls and in fact vary from the dimensions that would be determined by using the description and definition of the "Unit" set forth in the Declaration (which generally only includes the interior airspace between the perimeter walls and includes interior structural components). For your reference, the area of the Unit, determined in accordance with those defined unit boundaries, is 496 SF / 46 SM. Note that measurements of rooms set forth on this floor plan are generally taken at the greatest points of each given room (as if the room were a perfect rectangle), without regard for any cutouts. Accordingly, the area of the actual room will typically be smaller than the product obtained by multiplying the stated length times width. All dimensions are approximate and may vary with actual construction, and all floor plans and development plans are subject to change.

UNIT W19

Line 09

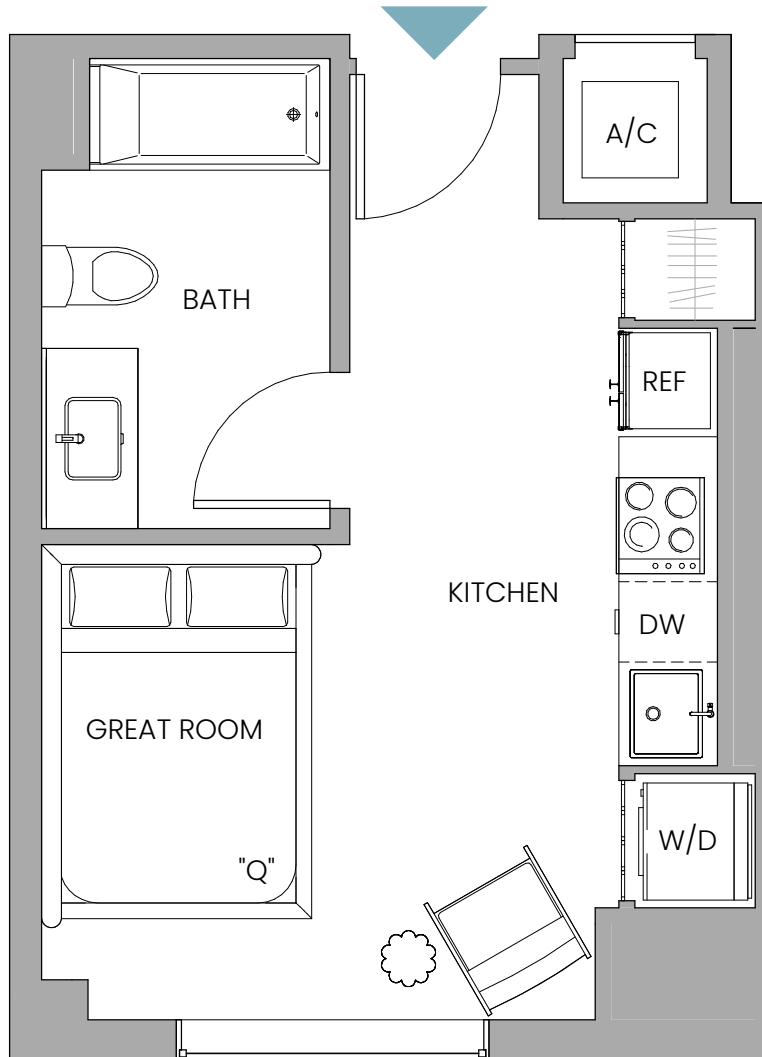
Studio | 1 Bathroom

Floors 11-15

INTERIOR 307 SF / 28 SM

Floors 16-41

INTERIOR 340 SF / 32 SM



FLOORS 11-15

FLOORS 16-41



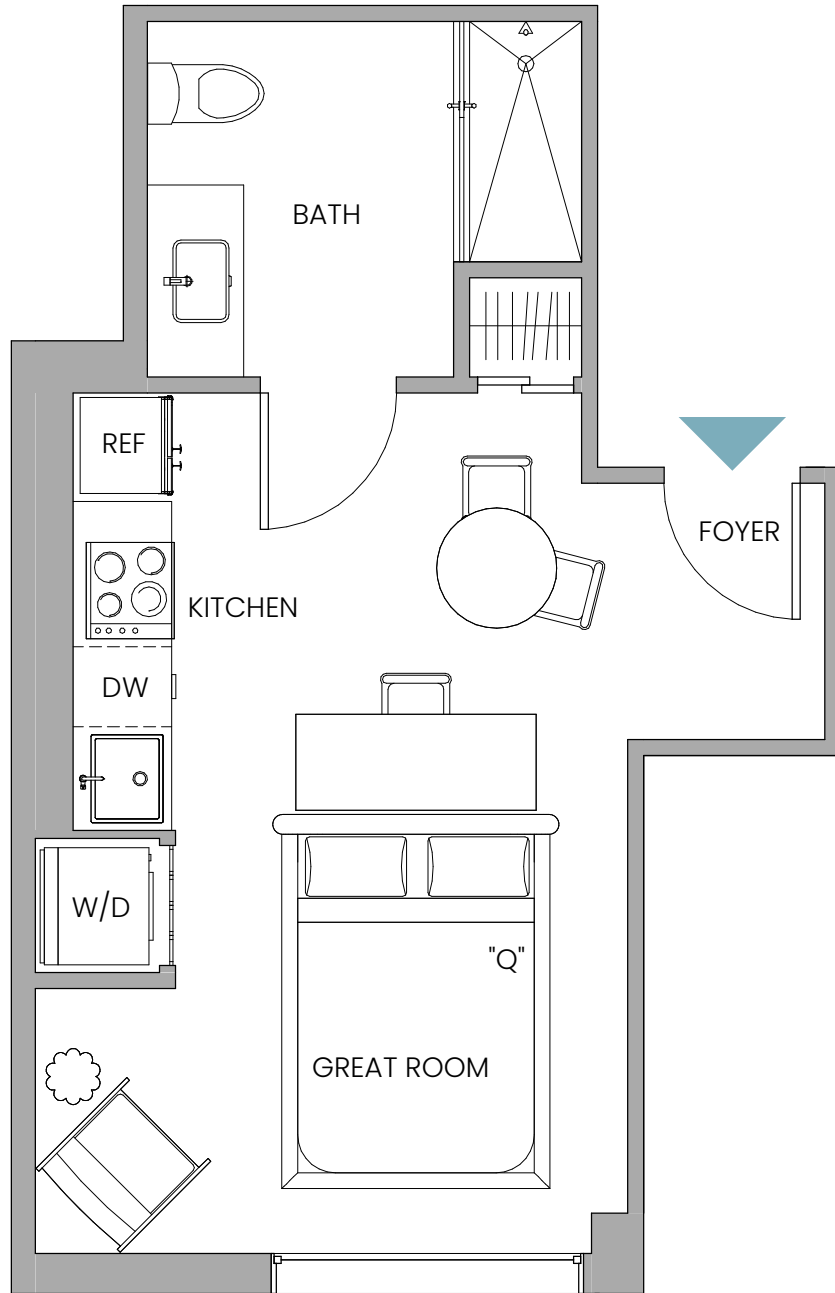
Note
"Furniture Subject to Change"

Stated dimensions are measured to the exterior boundaries of the exterior walls and the centerline of interior demising walls and in fact vary from the dimensions that would be determined by using the description and definition of the "Unit" set forth in the Declaration (which generally only includes the interior airspace between the perimeter walls and includes interior structural components). For your reference, the area of the Unit, determined in accordance with those defined unit boundaries, is 307/340 SF / 28/32 SM. Note that measurements of rooms set forth on this floor plan are generally taken at the greatest points of each given room (as if the room were a perfect rectangle), without regard for any cutouts. Accordingly, the area of the actual room will typically be smaller than the product obtained by multiplying the stated length times width. All dimensions are approximate and may vary with actual construction, and all floor plans and development plans are subject to change.

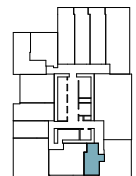
UNIT W21

Line 12

Studio | 1 Bathroom
INTERIOR 339 SF / 31 SM



FLOORS 03-05



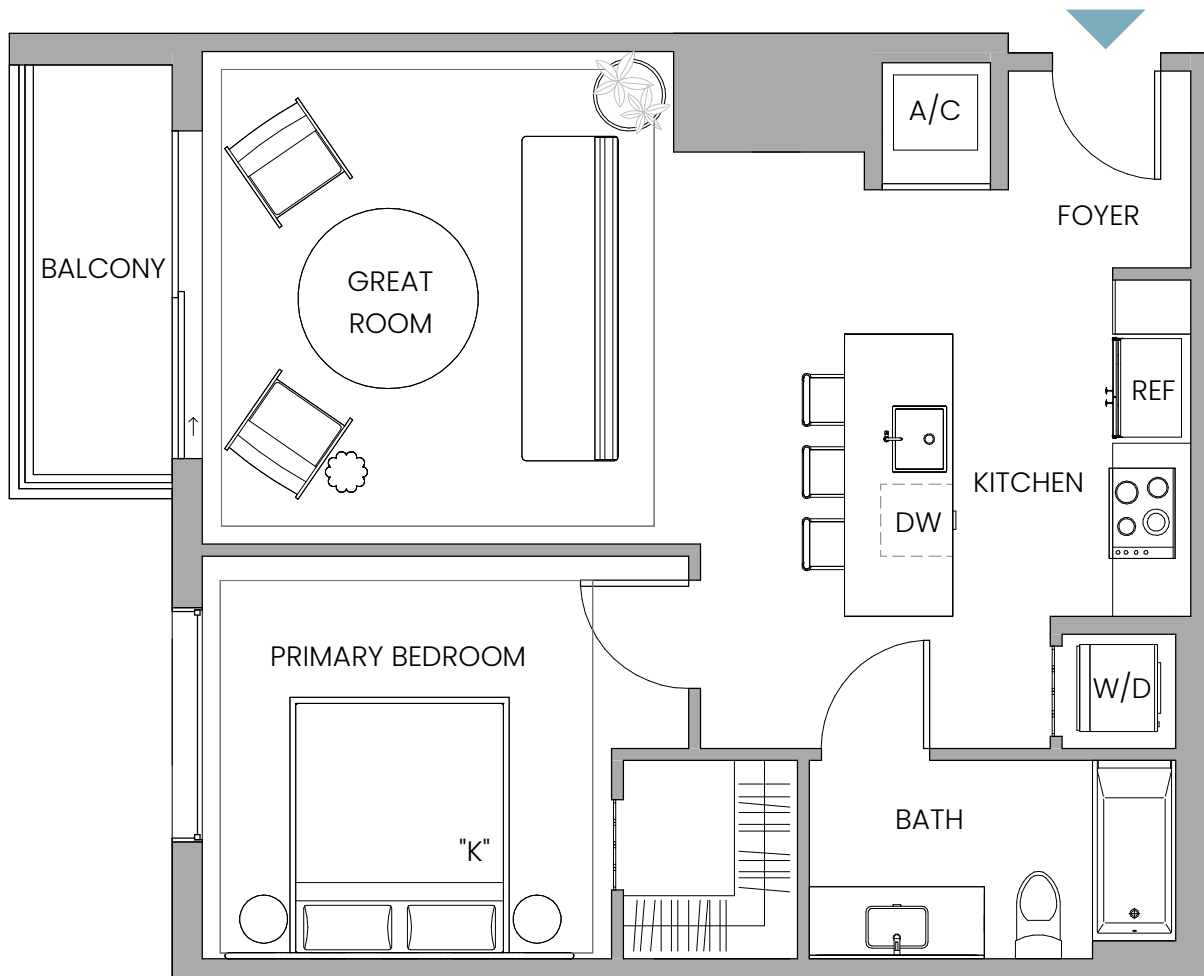
Note
"Furniture Subject to Change"

⚠ Stated dimensions are measured to the exterior boundaries of the exterior walls and the centerline of interior demising walls and in fact vary from the dimensions that would be determined by using the description and definition of the "Unit" set forth in the Declaration (which generally only includes the interior airspace between the perimeter walls and includes interior structural components). For your reference, the area of the Unit, determined in accordance with those defined unit boundaries, is 339 SF / 31 SM. Note that measurements of rooms set forth on this floor plan are generally taken at the greatest points of each given room (as if the room were a perfect rectangle), without regard for any cutouts. Accordingly, the area of the actual room will typically be smaller than the product obtained by multiplying the stated length times width. All dimensions are approximate and may vary with actual construction, and all floor plans and development plans are subject to change.

UNIT WA1

Line 06

1 Bedroom | 1 Bathroom
INTERIOR 734 SF / 68 SM
EXTERIOR 54 SF / 5 SM
TOTAL 788 SF / 73 SM



FLOORS 11-15

FLOORS 16-41

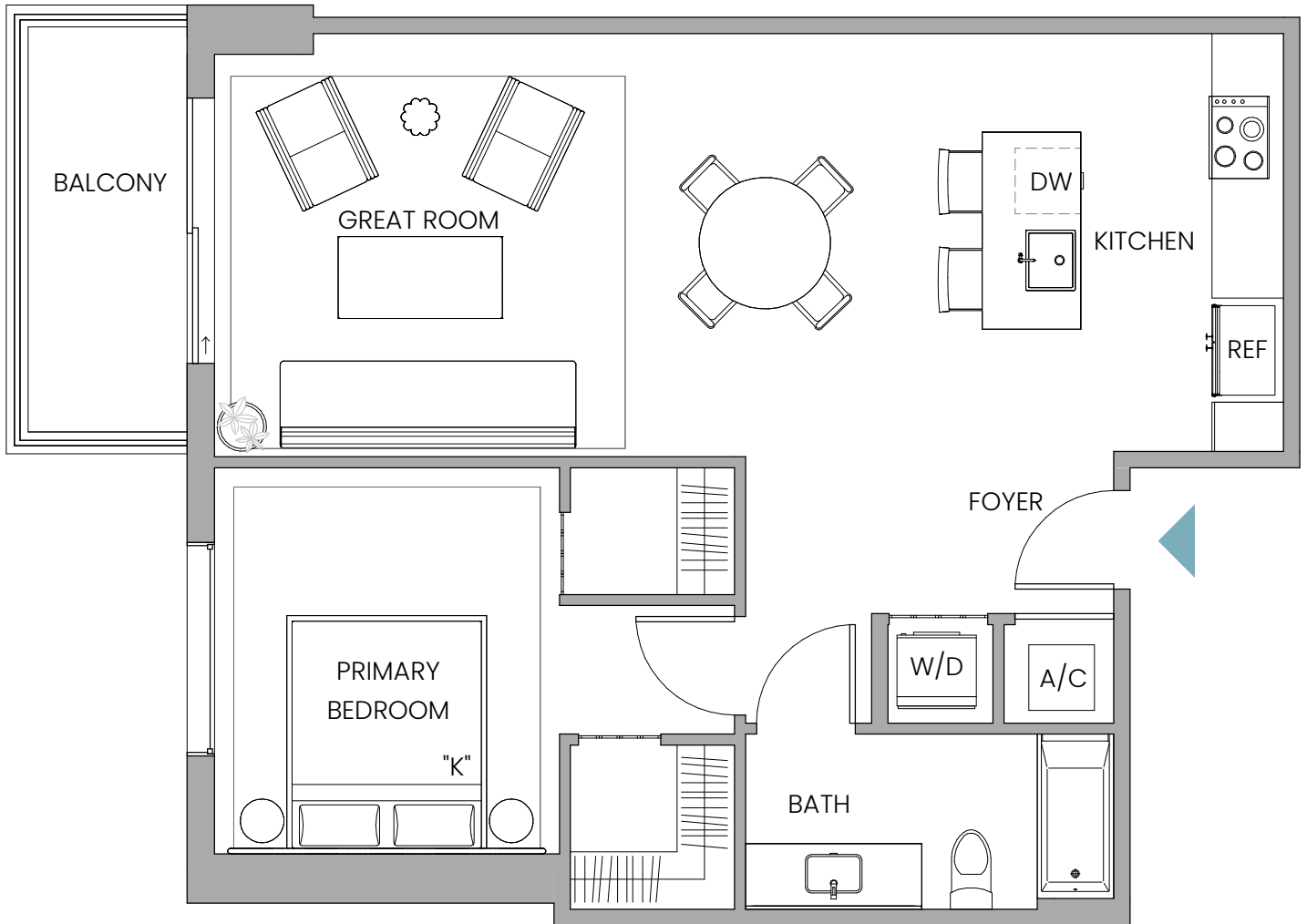


🏠 Stated dimensions are measured to the exterior boundaries of the exterior walls and the centerline of interior demising walls and in fact vary from the dimensions that would be determined by using the description and definition of the "Unit" set forth in the Declaration (which generally only includes the interior airspace between the perimeter walls and includes interior structural components). For your reference, the area of the Unit, determined in accordance with those defined unit boundaries, is 734 SF / 68 SM. Note that measurements of rooms set forth on this floor plan are generally taken at the greatest points of each given room (as if the room were a perfect rectangle), without regard for any cutouts. Accordingly, the area of the actual room will typically be smaller than the product obtained by multiplying the stated length times width. All dimensions are approximate and may vary with actual construction, and all floor plans and development plans are subject to change.

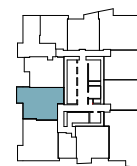
UNIT WA2

Line 07

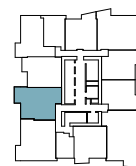
1 Bedroom | 1 Bathroom
INTERIOR 844 SF / 78 SM
EXTERIOR 75 SF / 7 SM
TOTAL 919 SF / 85 SM



FLOORS 11-15



FLOORS 16-41

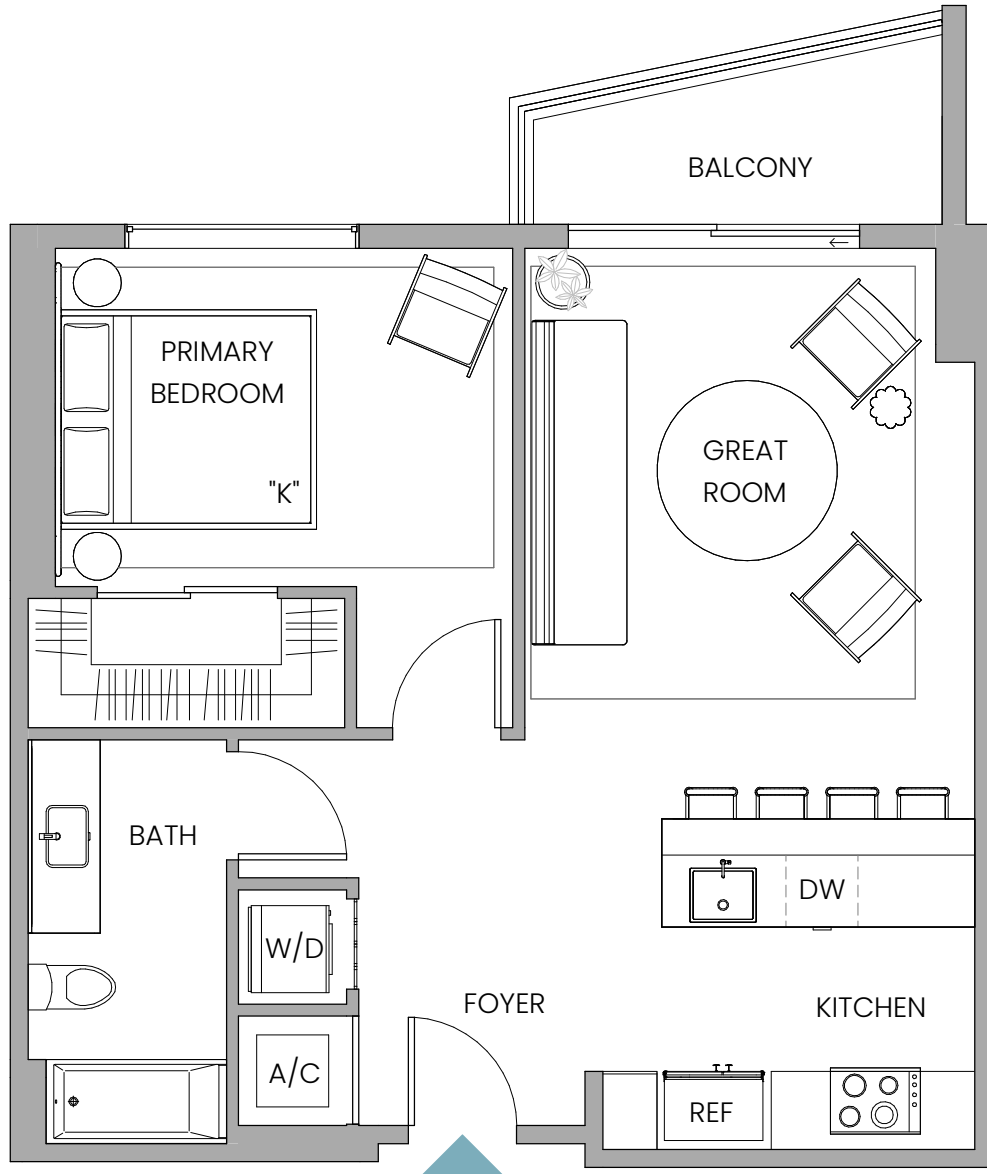


ⓘ Stated dimensions are measured to the exterior boundaries of the exterior walls and the centerline of interior demising walls and in fact vary from the dimensions that would be determined by using the description and definition of the "Unit" set forth in the Declaration (which generally only includes the interior airspace between the perimeter walls and includes interior structural components). For your reference, the area of the Unit, determined in accordance with those defined unit boundaries, is 844 SF / 78 SM. Note that measurements of rooms set forth on this floor plan are generally taken at the greatest points of each given room (as if the room were a perfect rectangle), without regard for any cutouts. Accordingly, the area of the actual room will typically be smaller than the product obtained by multiplying the stated length times width. All dimensions are approximate and may vary with actual construction, and all floor plans and development plans are subject to change.

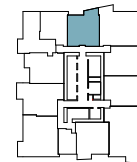
UNIT WA3

Line 03

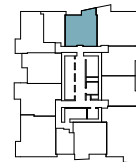
1 Bedroom | 1 Bathroom
INTERIOR 686 SF / 64 SM
EXTERIOR 59 SF / 5 SM
TOTAL 745 SF / 69 SM



FLOORS 11-15



FLOORS 16-41

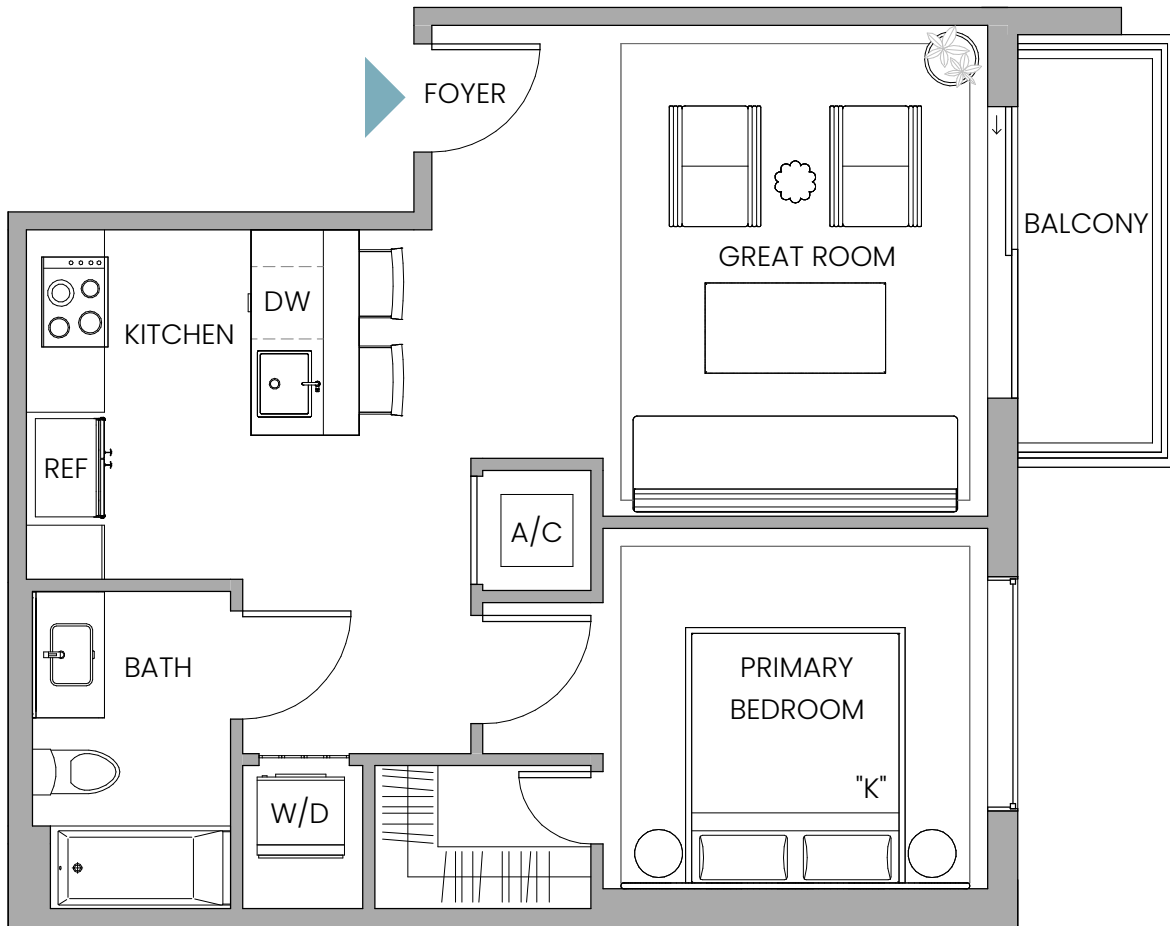


☞ Stated dimensions are measured to the exterior boundaries of the exterior walls and the centerline of interior demising walls and in fact vary from the dimensions that would be determined by using the description and definition of the "Unit" set forth in the Declaration (which generally only includes the interior airspace between the perimeter walls and includes interior structural components). For your reference, the area of the Unit, determined in accordance with those defined unit boundaries, is 686 SF / 64 SM. Note that measurements of rooms set forth on this floor plan are generally taken at the greatest points of each given room (as if the room were a perfect rectangle), without regard for any cutouts. Accordingly, the area of the actual room will typically be smaller than the product obtained by multiplying the stated length times width. All dimensions are approximate and may vary with actual construction, and all floor plans and development plans are subject to change.

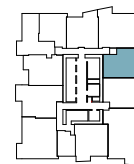
UNIT WA6

Line 01

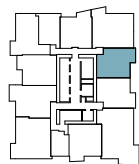
1 Bedroom | 1 Bathroom
INTERIOR 641 SF / 60 SM
EXTERIOR 53 SF / 5 SM
TOTAL 694 SF / 65 SM



FLOORS 11-15



FLOORS 16-41

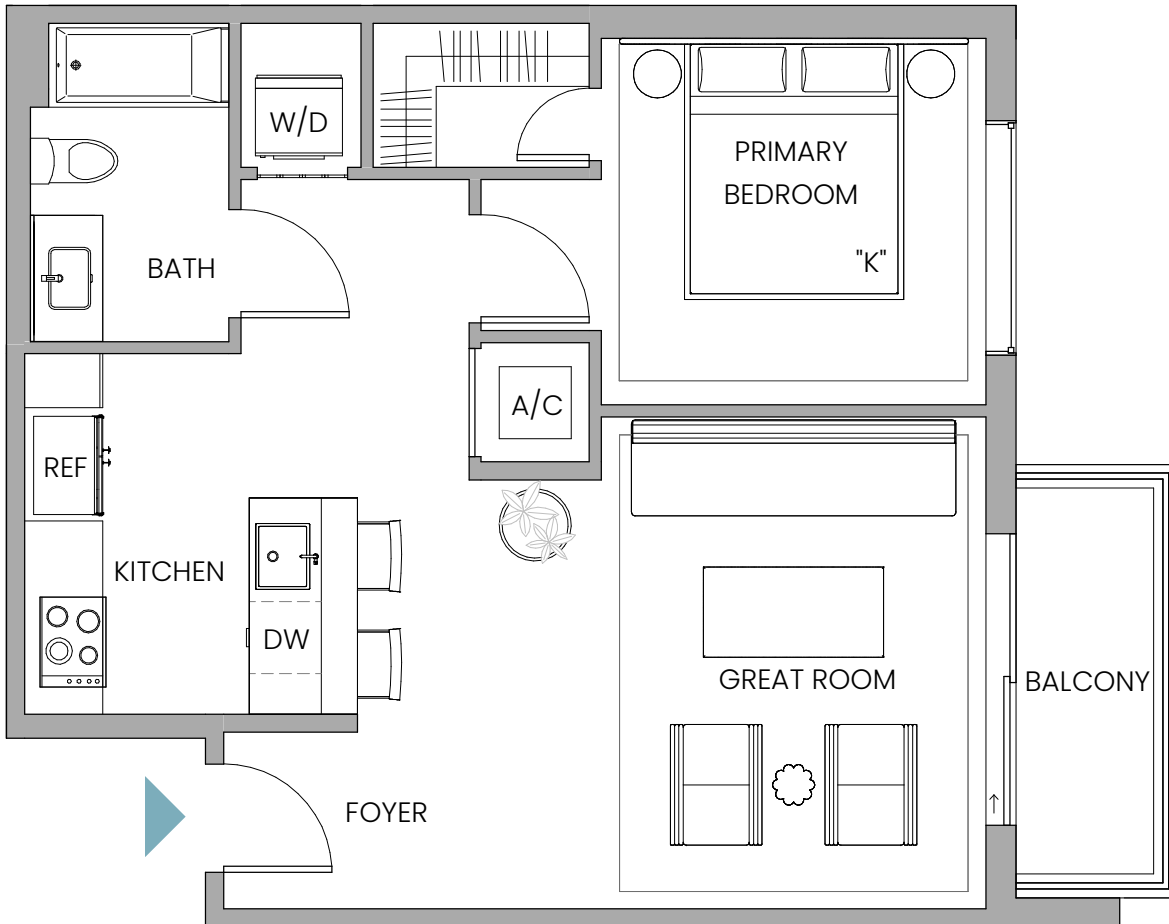


ⓘ Stated dimensions are measured to the exterior boundaries of the exterior walls and the centerline of interior demising walls and in fact vary from the dimensions that would be determined by using the description and definition of the "Unit" set forth in the Declaration (which generally only includes the interior airspace between the perimeter walls and includes interior structural components). For your reference, the area of the Unit, determined in accordance with those defined unit boundaries, is 641 SF / 60 SM. Note that measurements of rooms set forth on this floor plan are generally taken at the greatest points of each given room (as if the room were a perfect rectangle), without regard for any cutouts. Accordingly, the area of the actual room will typically be smaller than the product obtained by multiplying the stated length times width. All dimensions are approximate and may vary with actual construction, and all floor plans and development plans are subject to change.

UNIT WA7

Line 12

1 Bedroom | 1 Bathroom
INTERIOR 659 SF / 61 SM
EXTERIOR 54 SF / 5 SM
TOTAL 713 SF / 66 SM



FLOORS 11-15

FLOORS 16-41

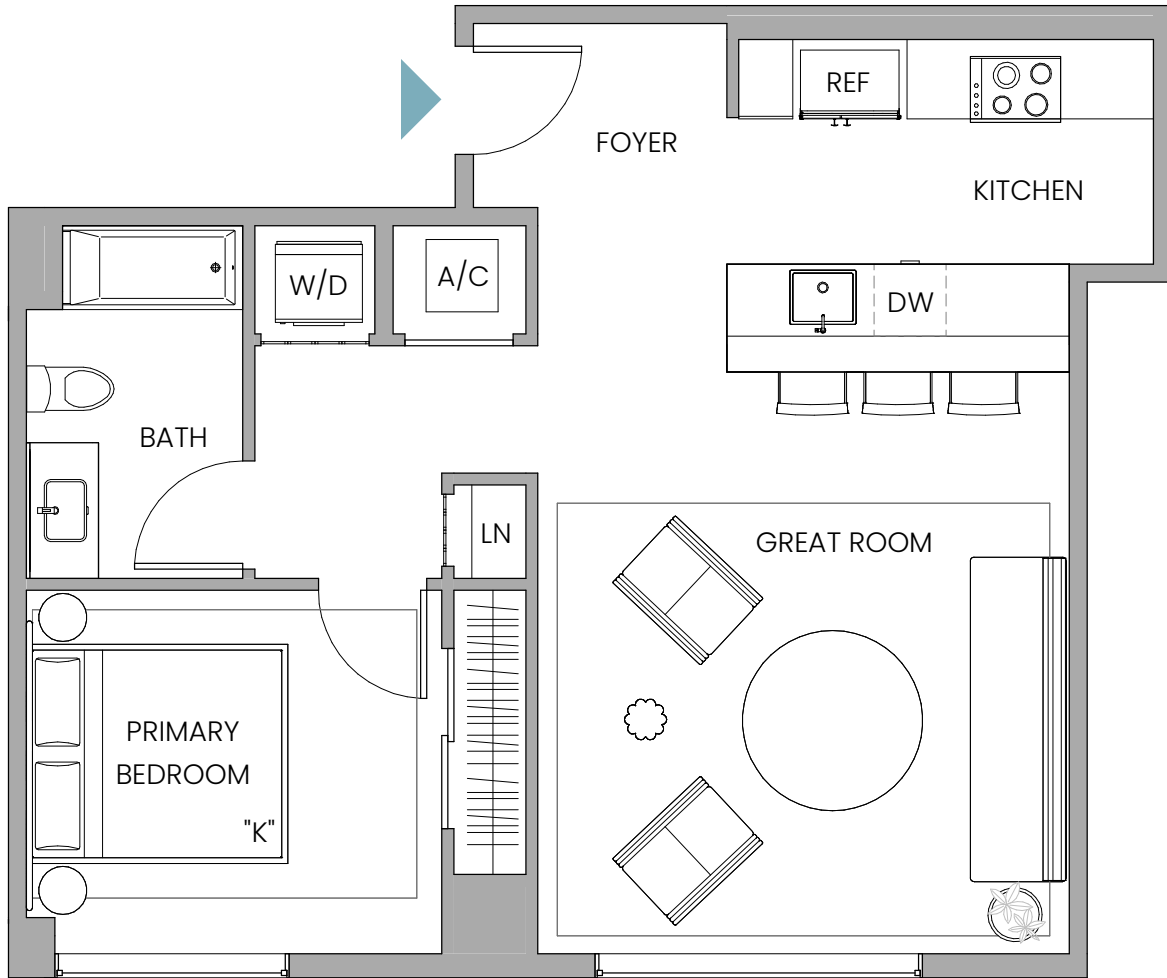


ⓘ Stated dimensions are measured to the exterior boundaries of the exterior walls and the centerline of interior demising walls and in fact vary from the dimensions that would be determined by using the description and definition of the "Unit" set forth in the Declaration (which generally only includes the interior airspace between the perimeter walls and includes interior structural components). For your reference, the area of the Unit, determined in accordance with those defined unit boundaries, is 659 SF / 61 SM. Note that measurements of rooms set forth on this floor plan are generally taken at the greatest points of each given room (as if the room were a perfect rectangle), without regard for any cutouts. Accordingly, the area of the actual room will typically be smaller than the product obtained by multiplying the stated length times width. All dimensions are approximate and may vary with actual construction, and all floor plans and development plans are subject to change.

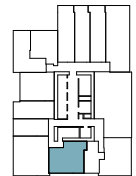
UNIT WA8

Line 11

1 Bedroom | 1 Bathroom
INTERIOR 740 SF / 69 SF



FLOORS 03-05



ⓘ Stated dimensions are measured to the exterior boundaries of the exterior walls and the centerline of interior demising walls and in fact vary from the dimensions that would be determined by using the description and definition of the "Unit" set forth in the Declaration (which generally only includes the interior airspace between the perimeter walls and includes interior structural components). For your reference, the area of the Unit, determined in accordance with those defined unit boundaries, is 740 SF / 69 SM. Note that measurements of rooms set forth on this floor plan are generally taken at the greatest points of each given room (as if the room were a perfect rectangle), without regard for any cutouts. Accordingly, the area of the actual room will typically be smaller than the product obtained by multiplying the stated length times width. All dimensions are approximate and may vary with actual construction, and all floor plans and development plans are subject to change.

UNIT WA9



Line 10

1 Bedroom | 1 Bathroom

Floors 11-15

INTERIOR 716 SF / 67 SM

EXTERIOR 52 SF / 5 SM

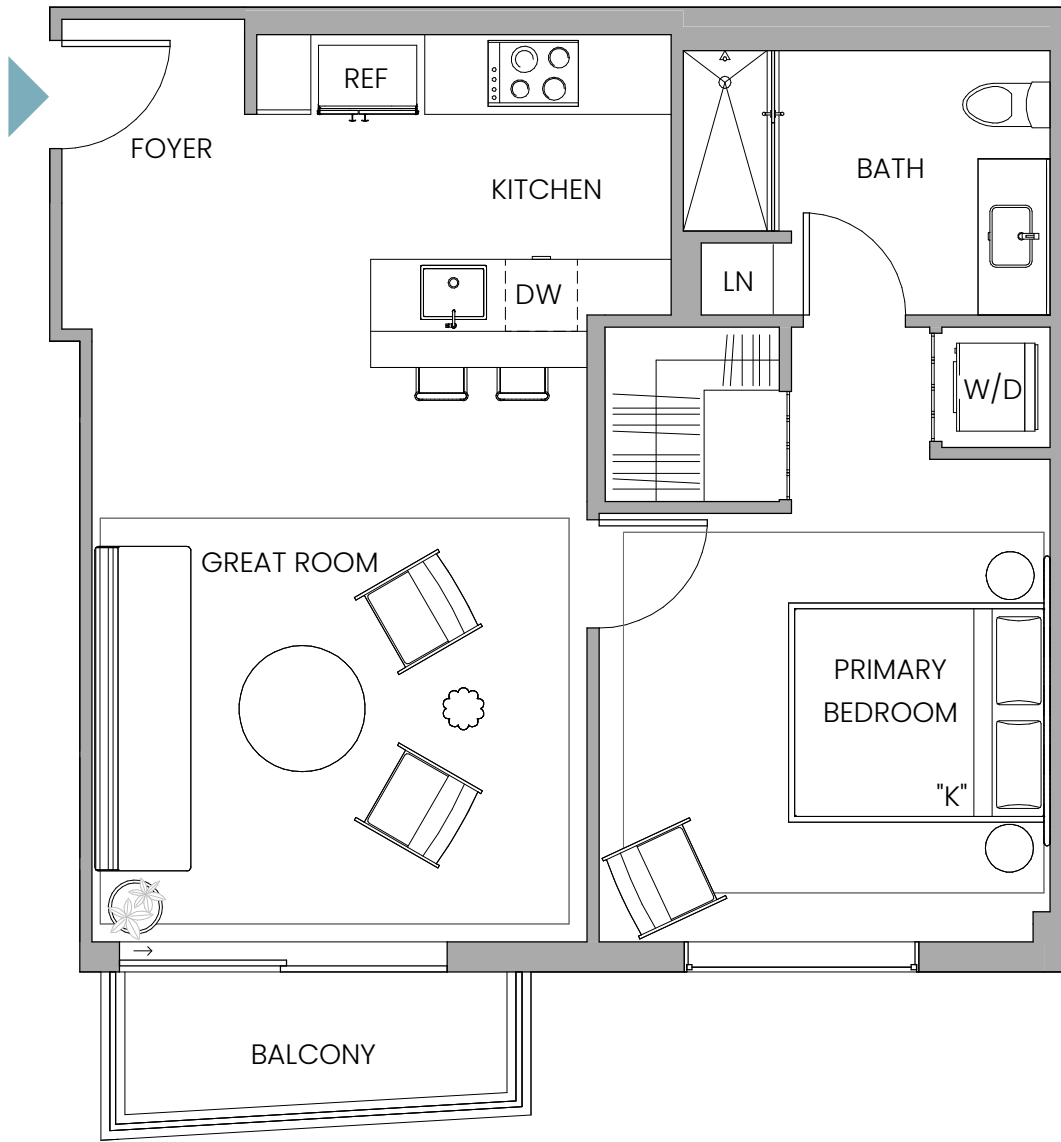
TOTAL 768 SF / 72 SM

Floors 16-41

INTERIOR 749 SF / 70 SM

EXTERIOR 52 SF / 5 SM

TOTAL 801 SF / 75 SM



FLOORS 11-15

FLOORS 16-41

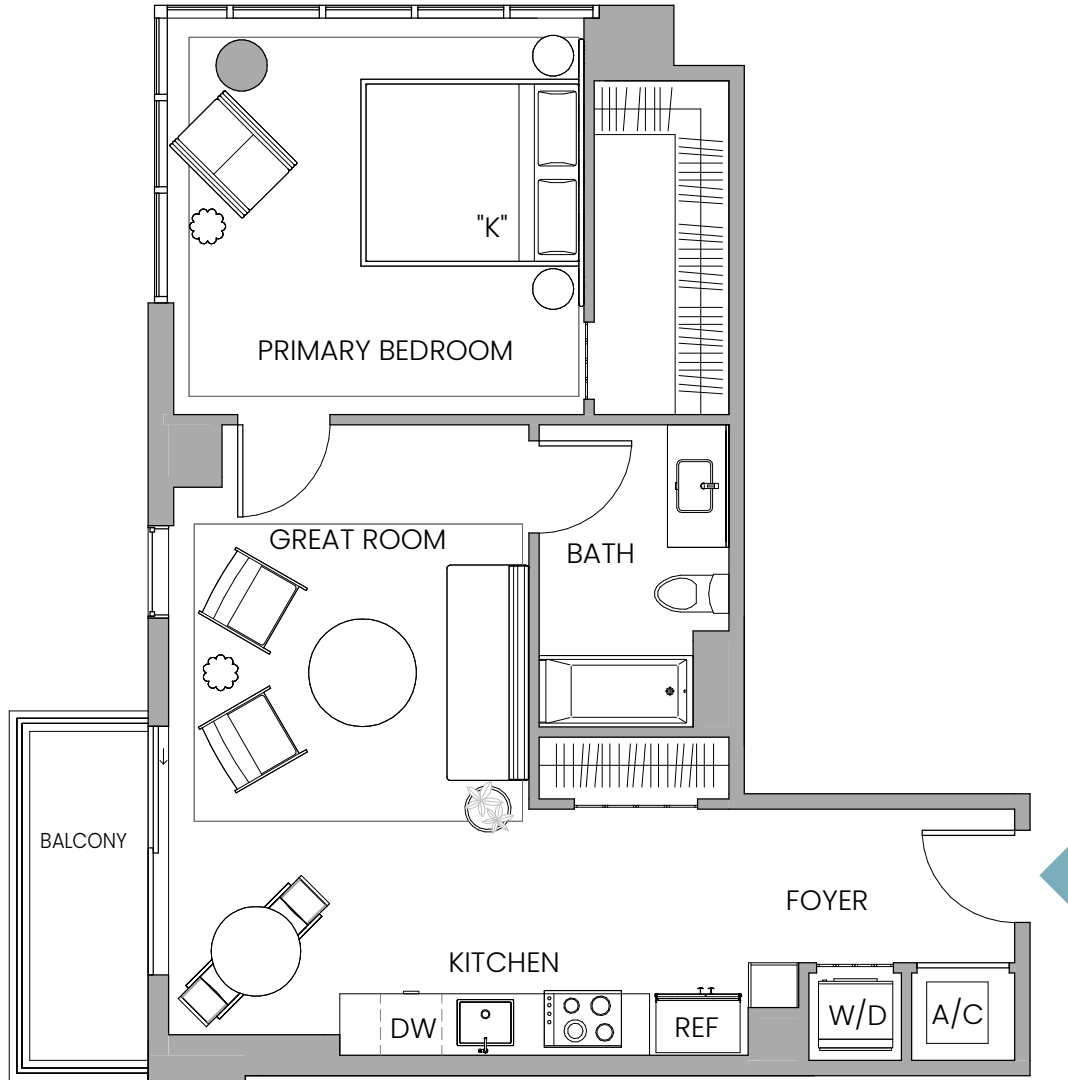


🏠 Stated dimensions are measured to the exterior boundaries of the exterior walls and the centerline of interior demising walls and in fact vary from the dimensions that would be determined by using the description and definition of the "Unit" set forth in the Declaration (which generally only includes the interior airspace between the perimeter walls and includes interior structural components). For your reference, the area of the Unit, determined in accordance with those defined unit boundaries, is 716/749 SF / 67/70 SM. Note that measurements of rooms set forth on this floor plan are generally taken at the greatest points of each given room (as if the room were a perfect rectangle), without regard for any cutouts. Accordingly, the area of the actual room will typically be smaller than the product obtained by multiplying the stated length times width. All dimensions are approximate and may vary with actual construction, and all floor plans and development plans are subject to change.

UNIT WA10

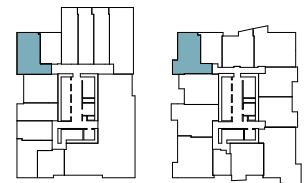
Line 06, Floors 02
Line 05, Floors 16-41

1 Bedroom | 1 Bathroom
INTERIOR 722 SF / 67 SM
EXTERIOR 54 SF / 5 SM
TOTAL 776 SF / 72 SM



FLOORS 02

FLOORS 16-41



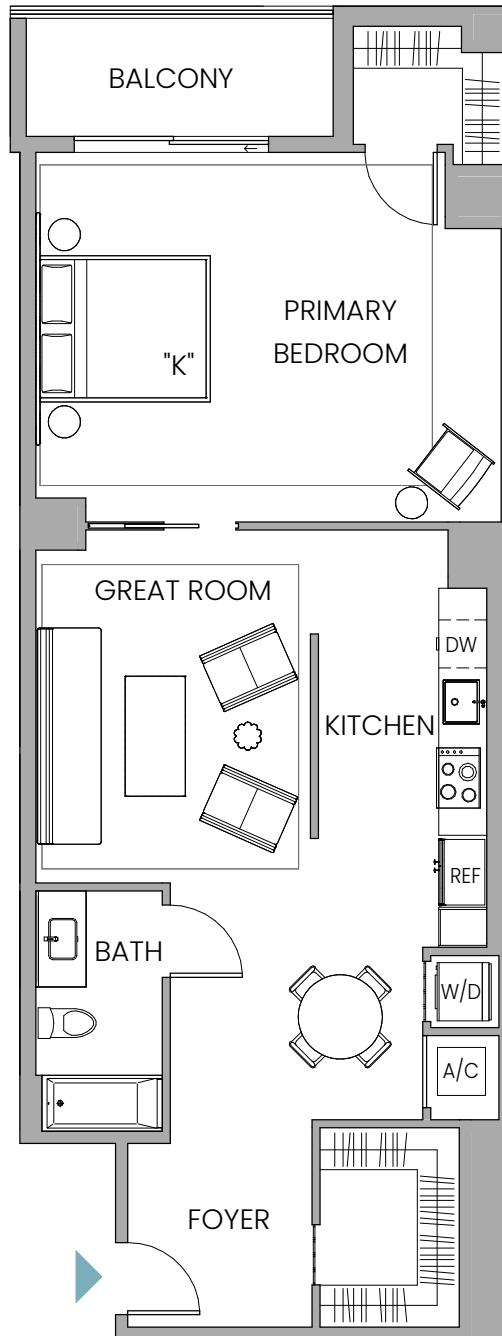
Note
No Balcony on Floor 02

⚠ Stated dimensions are measured to the exterior boundaries of the exterior walls and the centerline of interior demising walls and in fact vary from the dimensions that would be determined by using the description and definition of the "Unit" set forth in the Declaration (which generally only includes the interior airspace between the perimeter walls and includes interior structural components). For your reference, the area of the Unit, determined in accordance with those defined unit boundaries, is 722 SF / 67 SM. Note that measurements of rooms set forth on this floor plan are generally taken at the greatest points of each given room (as if the room were a perfect rectangle), without regard for any cutouts. Accordingly, the area of the actual room will typically be smaller than the product obtained by multiplying the stated length times width. All dimensions are approximate and may vary with actual construction, and all floor plans and development plans are subject to change.

UNIT WA14

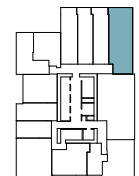
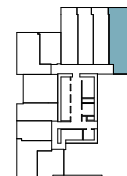
Line 01

1 Bedroom | 1 Bathroom
INTERIOR 1005 SF / 93 SM
EXTERIOR 71 SF / 7 SM
TOTAL 1076 SF / 100 SM



FLOORS 02

FLOORS 03-05



🏠 Stated dimensions are measured to the exterior boundaries of the exterior walls and the centerline of interior demising walls and in fact vary from the dimensions that would be determined by using the description and definition of the "Unit" set forth in the Declaration (which generally only includes the interior airspace between the perimeter walls and includes interior structural components). For your reference, the area of the Unit, determined in accordance with those defined unit boundaries, is 1005 SF / 93 SM. Note that measurements of rooms set forth on this floor plan are generally taken at the greatest points of each given room (as if the room were a perfect rectangle), without regard for any cutouts. Accordingly, the area of the actual room will typically be smaller than the product obtained by multiplying the stated length times width. All dimensions are approximate and may vary with actual construction, and all floor plans and development plans are subject to change.

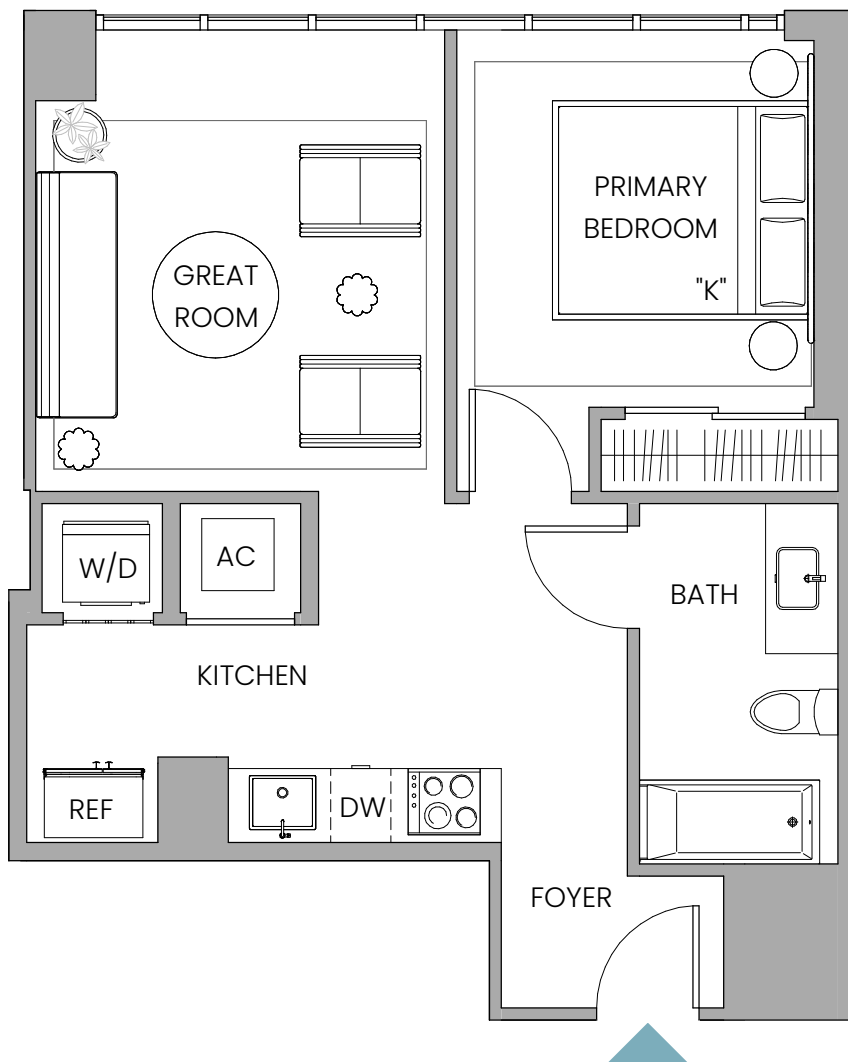
UNIT WA22

Line 05, Floors 03-05 and 06-09

Line 04, Floors 11-15

1 Bedroom | 1 Bathroom

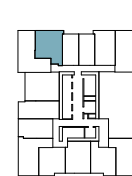
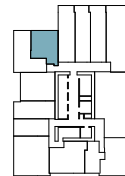
INTERIOR 567 SF / 53 SM



FLOORS 03-05

FLOORS 06-09

FLOORS 11-15

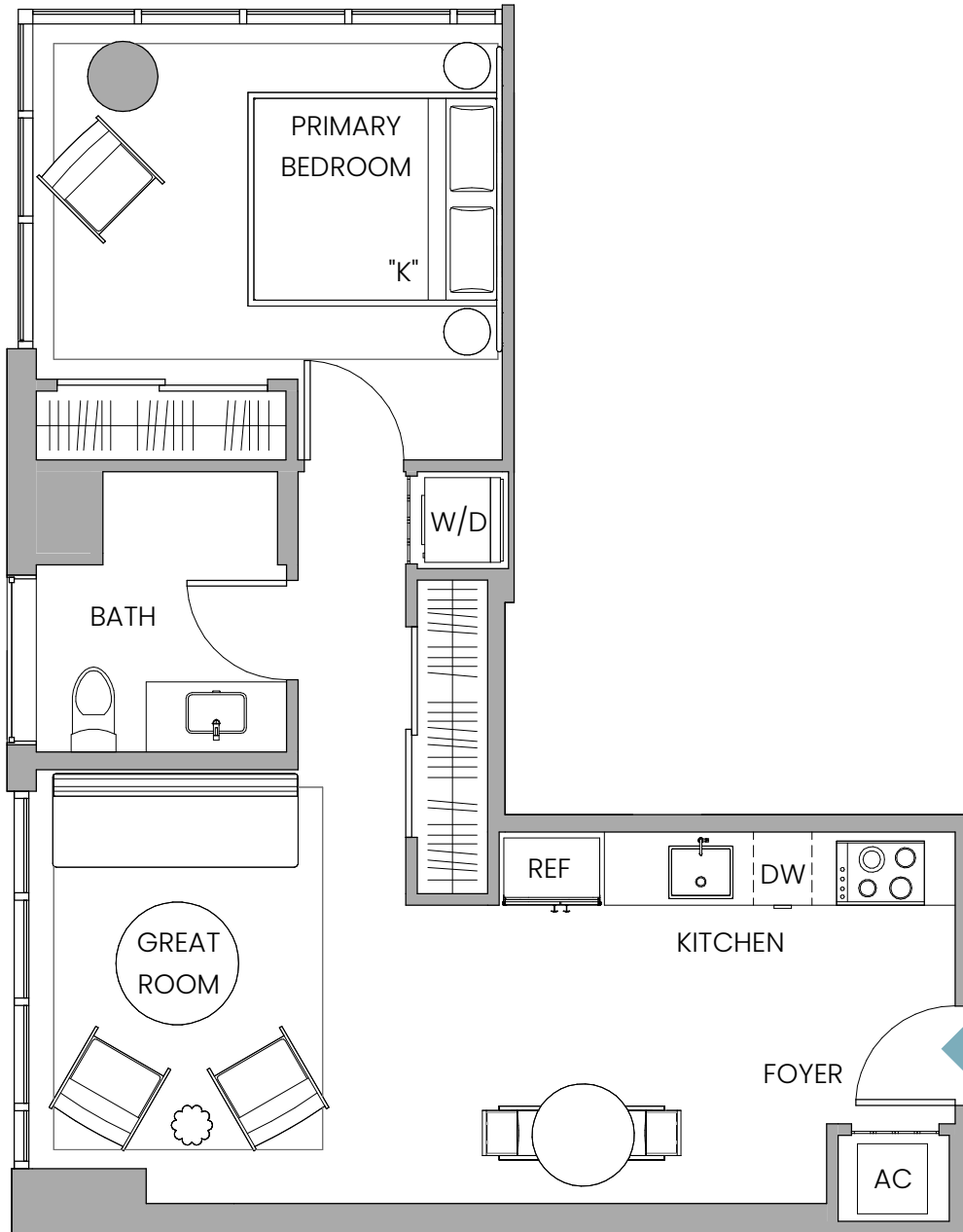


⚠ Stated dimensions are measured to the exterior boundaries of the exterior walls and the centerline of interior demising walls and in fact vary from the dimensions that would be determined by using the description and definition of the "Unit" set forth in the Declaration (which generally only includes the interior airspace between the perimeter walls and includes interior structural components). For your reference, the area of the Unit, determined in accordance with those defined unit boundaries, is 567 SF / 53 SM. Note that measurements of rooms set forth on this floor plan are generally taken at the greatest points of each given room (as if the room were a perfect rectangle), without regard for any cutouts. Accordingly, the area of the actual room will typically be smaller than the product obtained by multiplying the stated length times width. All dimensions are approximate and may vary with actual construction, and all floor plans and development plans are subject to change.

UNIT WA23

Line 06, Floors 03-05 and 06-09
Line 05, Floors 11-15

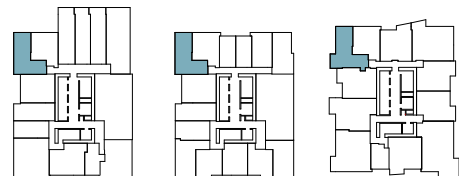
1 Bedroom | 1 Bathroom
INTERIOR 647 SF / 60 SM



FLOORS 03-05

FLOORS 06-09

FLOORS 11-15



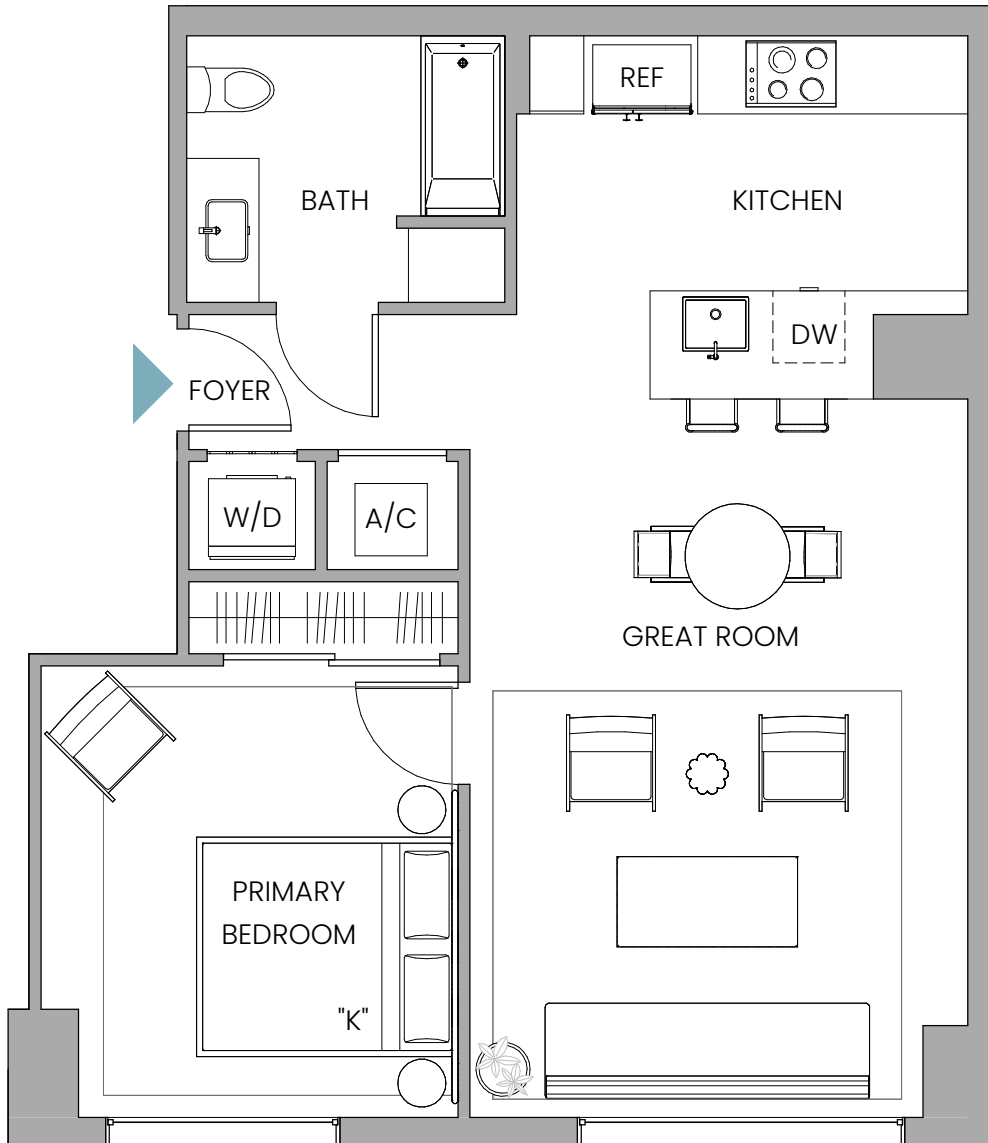
Note
No Balcony on Floor 03-09

🏠 Stated dimensions are measured to the exterior boundaries of the exterior walls and the centerline of interior demising walls and in fact vary from the dimensions that would be determined by using the description and definition of the "Unit" set forth in the Declaration (which generally only includes the interior airspace between the perimeter walls and includes interior structural components). For your reference, the area of the Unit, determined in accordance with those defined unit boundaries, is 647 SF / 60 SM. Note that measurements of rooms set forth on this floor plan are generally taken at the greatest points of each given room (as if the room were a perfect rectangle), without regard for any cutouts. Accordingly, the area of the actual room will typically be smaller than the product obtained by multiplying the stated length times width. All dimensions are approximate and may vary with actual construction, and all floor plans and development plans are subject to change.

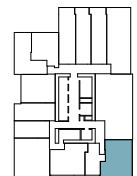
UNIT WA24

Line 13

1 Bedroom | 1 Bathroom
INTERIOR 773 SF / 72 SM



FLOORS 03-05

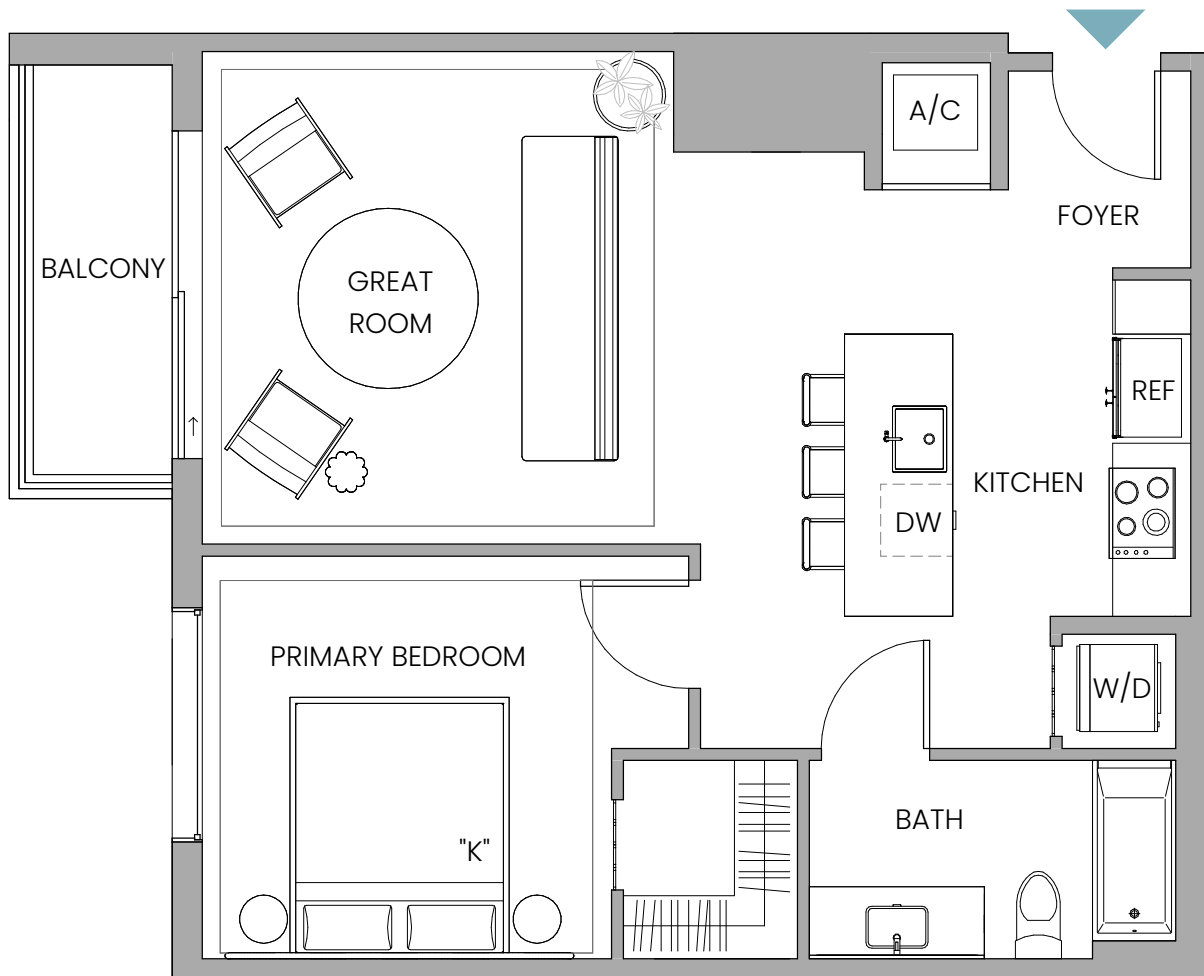


🏠 Stated dimensions are measured to the exterior boundaries of the exterior walls and the centerline of interior demising walls and in fact vary from the dimensions that would be determined by using the description and definition of the "Unit" set forth in the Declaration (which generally only includes the interior airspace between the perimeter walls and includes interior structural components). For your reference, the area of the Unit, determined in accordance with those defined unit boundaries, is 773 SF / 72 SM. Note that measurements of rooms set forth on this floor plan are generally taken at the greatest points of each given room (as if the room were a perfect rectangle), without regard for any cutouts. Accordingly, the area of the actual room will typically be smaller than the product obtained by multiplying the stated length times width. All dimensions are approximate and may vary with actual construction, and all floor plans and development plans are subject to change.

UNIT WA1

Line 06

1 Bedroom | 1 Bathroom
INTERIOR 734 SF / 68 SM
EXTERIOR 54 SF / 5 SM
TOTAL 788 SF / 73 SM



FLOORS 11-15

FLOORS 16-41

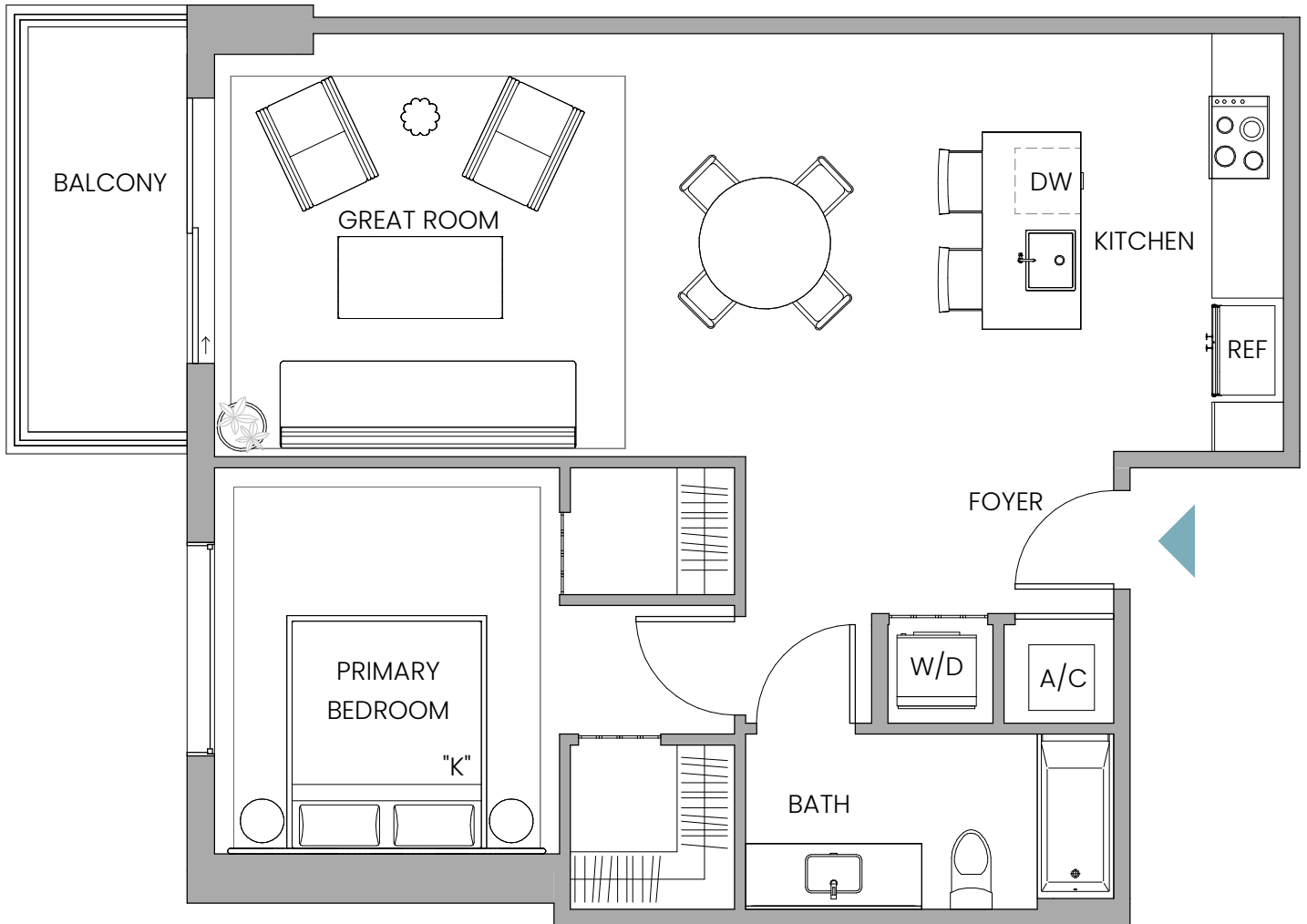


🏠 Stated dimensions are measured to the exterior boundaries of the exterior walls and the centerline of interior demising walls and in fact vary from the dimensions that would be determined by using the description and definition of the "Unit" set forth in the Declaration (which generally only includes the interior airspace between the perimeter walls and includes interior structural components). For your reference, the area of the Unit, determined in accordance with those defined unit boundaries, is 734 SF / 68 SM. Note that measurements of rooms set forth on this floor plan are generally taken at the greatest points of each given room (as if the room were a perfect rectangle), without regard for any cutouts. Accordingly, the area of the actual room will typically be smaller than the product obtained by multiplying the stated length times width. All dimensions are approximate and may vary with actual construction, and all floor plans and development plans are subject to change.

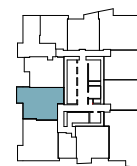
UNIT WA2

Line 07

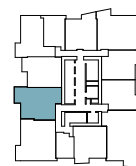
1 Bedroom | 1 Bathroom
INTERIOR 844 SF / 78 SM
EXTERIOR 75 SF / 7 SM
TOTAL 919 SF / 85 SM



FLOORS 11-15



FLOORS 16-41



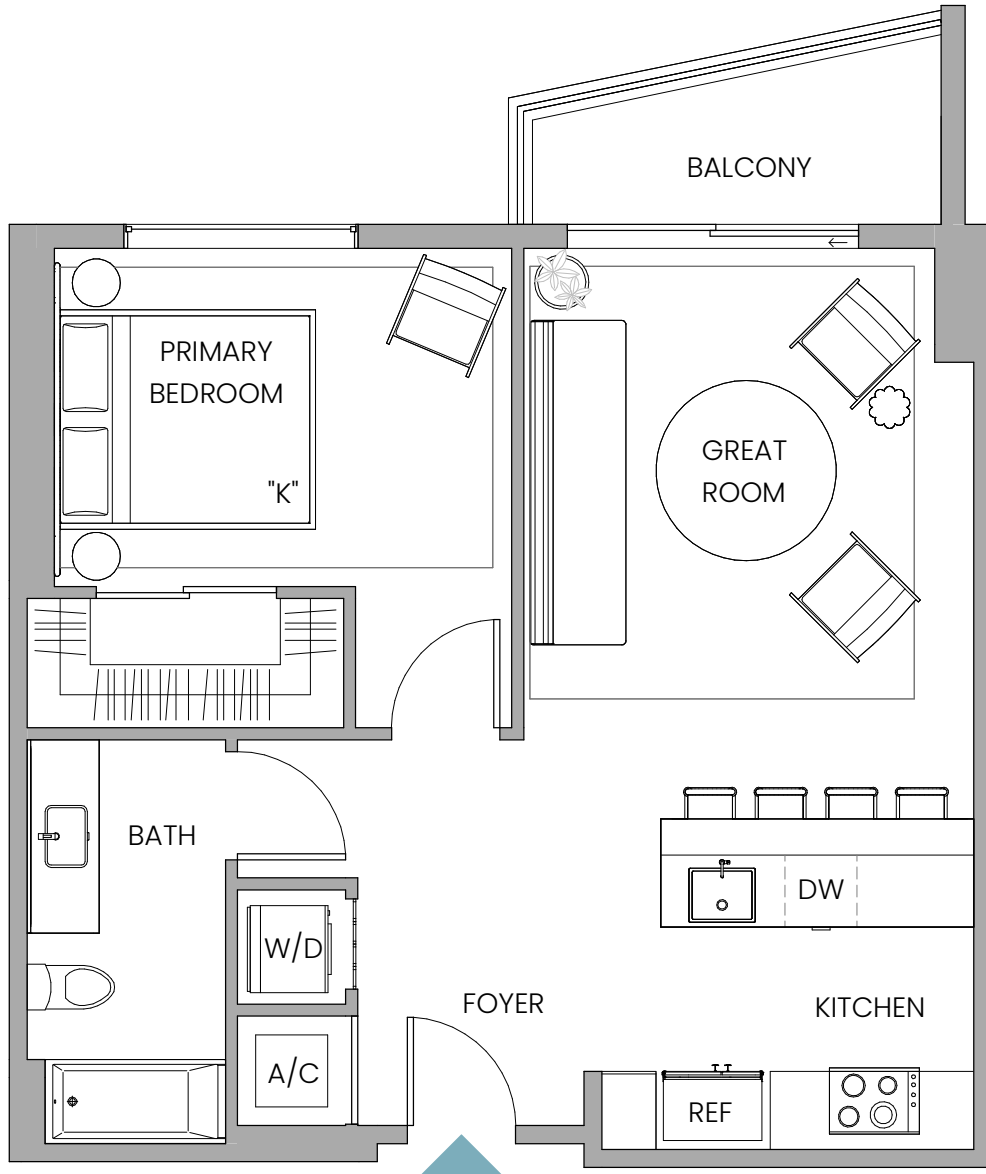
ⓘ Stated dimensions are measured to the exterior boundaries of the exterior walls and the centerline of interior demising walls and in fact vary from the dimensions that would be determined by using the description and definition of the "Unit" set forth in the Declaration (which generally only includes the interior airspace between the perimeter walls and includes interior structural components). For your reference, the area of the Unit, determined in accordance with those defined unit boundaries, is 844 SF / 78 SM. Note that measurements of rooms set forth on this floor plan are generally taken at the greatest points of each given room (as if the room were a perfect rectangle), without regard for any cutouts. Accordingly, the area of the actual room will typically be smaller than the product obtained by multiplying the stated length times width. All dimensions are approximate and may vary with actual construction, and all floor plans and development plans are subject to change.

UNIT WA3



Line 03

1 Bedroom | 1 Bathroom
INTERIOR 686 SF / 64 SM
EXTERIOR 59 SF / 5 SM
TOTAL 745 SF / 69 SM



FLOORS 11-15

FLOORS 16-41

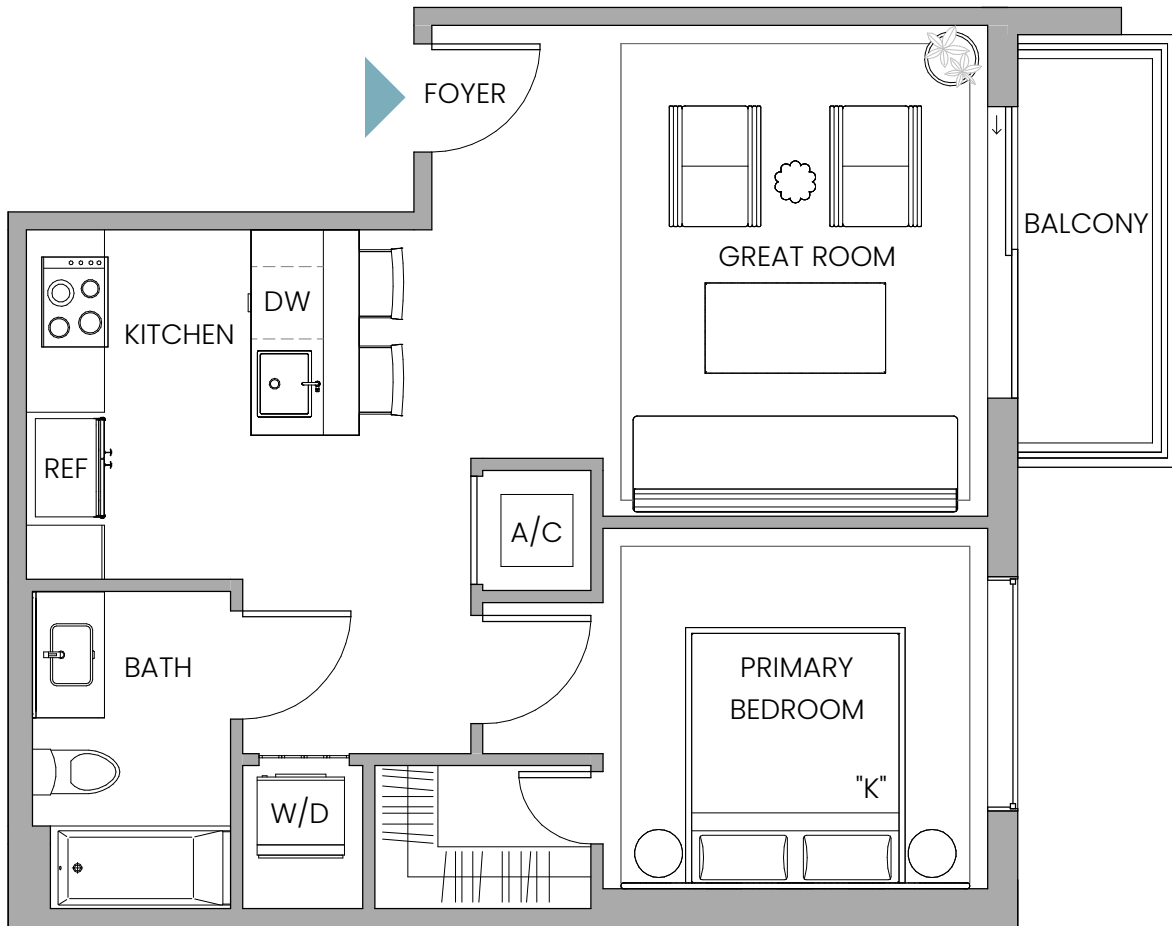


ⓘ Stated dimensions are measured to the exterior boundaries of the exterior walls and the centerline of interior demising walls and in fact vary from the dimensions that would be determined by using the description and definition of the "Unit" set forth in the Declaration (which generally only includes the interior airspace between the perimeter walls and includes interior structural components). For your reference, the area of the Unit, determined in accordance with those defined unit boundaries, is 686 SF / 64 SM. Note that measurements of rooms set forth on this floor plan are generally taken at the greatest points of each given room (as if the room were a perfect rectangle), without regard for any cutouts. Accordingly, the area of the actual room will typically be smaller than the product obtained by multiplying the stated length times width. All dimensions are approximate and may vary with actual construction, and all floor plans and development plans are subject to change.

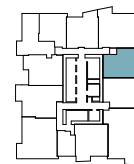
UNIT WA6

Line 01

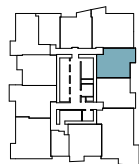
1 Bedroom | 1 Bathroom
INTERIOR 641 SF / 60 SM
EXTERIOR 53 SF / 5 SM
TOTAL 694 SF / 65 SM



FLOORS 11-15



FLOORS 16-41

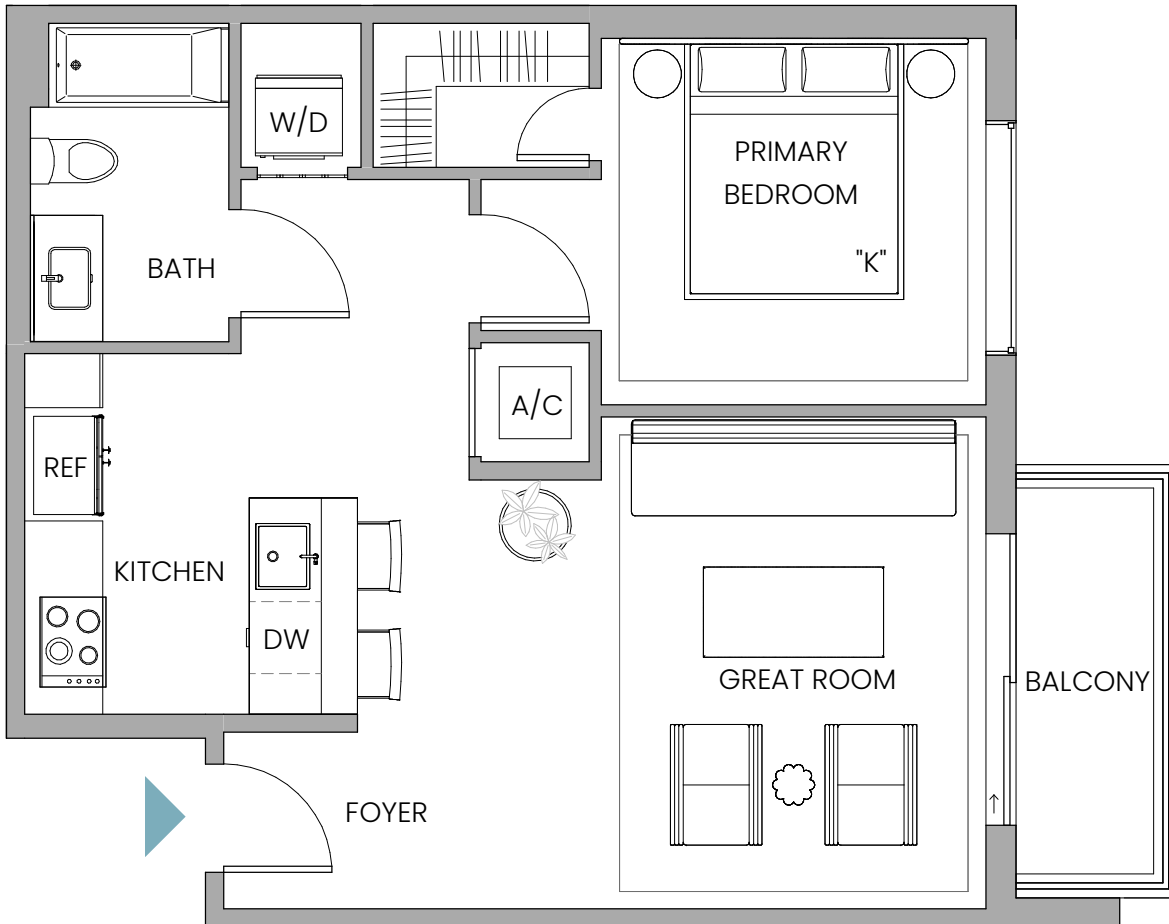


Stated dimensions are measured to the exterior boundaries of the exterior walls and the centerline of interior demising walls and in fact vary from the dimensions that would be determined by using the description and definition of the "Unit" set forth in the Declaration (which generally only includes the interior airspace between the perimeter walls and includes interior structural components). For your reference, the area of the Unit, determined in accordance with those defined unit boundaries, is 641 SF / 60 SM. Note that measurements of rooms set forth on this floor plan are generally taken at the greatest points of each given room (as if the room were a perfect rectangle), without regard for any cutouts. Accordingly, the area of the actual room will typically be smaller than the product obtained by multiplying the stated length times width. All dimensions are approximate and may vary with actual construction, and all floor plans and development plans are subject to change.

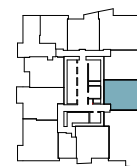
UNIT WA7

Line 12

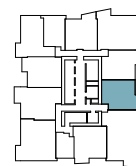
1 Bedroom | 1 Bathroom
INTERIOR 659 SF / 61 SM
EXTERIOR 54 SF / 5 SM
TOTAL 713 SF / 66 SM



FLOORS 11-15



FLOORS 16-41

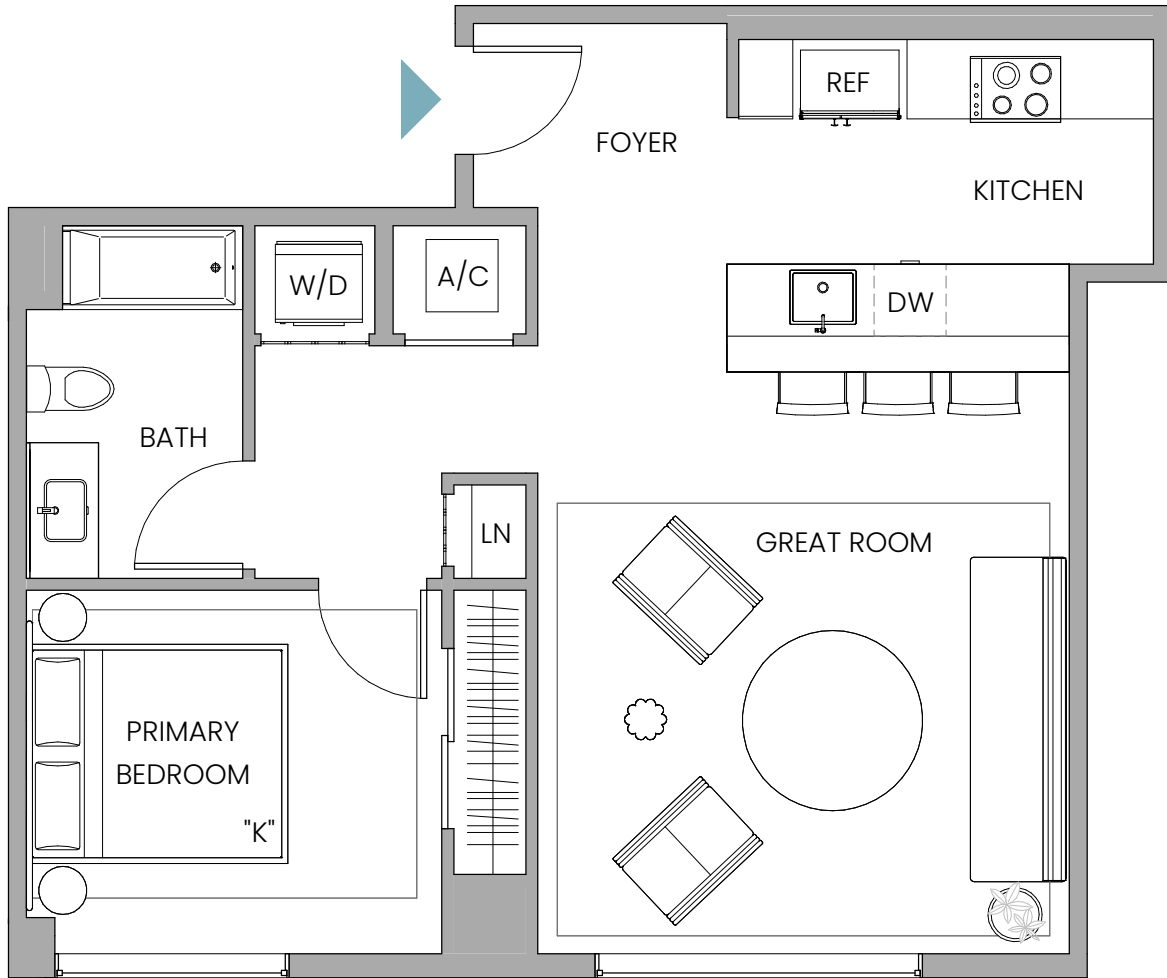


ⓘ Stated dimensions are measured to the exterior boundaries of the exterior walls and the centerline of interior demising walls and in fact vary from the dimensions that would be determined by using the description and definition of the "Unit" set forth in the Declaration (which generally only includes the interior airspace between the perimeter walls and includes interior structural components). For your reference, the area of the Unit, determined in accordance with those defined unit boundaries, is 659 SF / 61 SM. Note that measurements of rooms set forth on this floor plan are generally taken at the greatest points of each given room (as if the room were a perfect rectangle), without regard for any cutouts. Accordingly, the area of the actual room will typically be smaller than the product obtained by multiplying the stated length times width. All dimensions are approximate and may vary with actual construction, and all floor plans and development plans are subject to change.

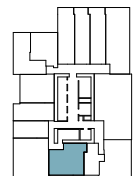
UNIT WA8

Line 11

1 Bedroom | 1 Bathroom
INTERIOR 740 SF / 69 SF



FLOORS 03-05



ⓘ Stated dimensions are measured to the exterior boundaries of the exterior walls and the centerline of interior demising walls and in fact vary from the dimensions that would be determined by using the description and definition of the "Unit" set forth in the Declaration (which generally only includes the interior airspace between the perimeter walls and includes interior structural components). For your reference, the area of the Unit, determined in accordance with those defined unit boundaries, is 740 SF / 69 SM. Note that measurements of rooms set forth on this floor plan are generally taken at the greatest points of each given room (as if the room were a perfect rectangle), without regard for any cutouts. Accordingly, the area of the actual room will typically be smaller than the product obtained by multiplying the stated length times width. All dimensions are approximate and may vary with actual construction, and all floor plans and development plans are subject to change.

UNIT WA9



Line 10

1 Bedroom | 1 Bathroom

Floors 11-15

INTERIOR 716 SF / 67 SM

EXTERIOR 52 SF / 5 SM

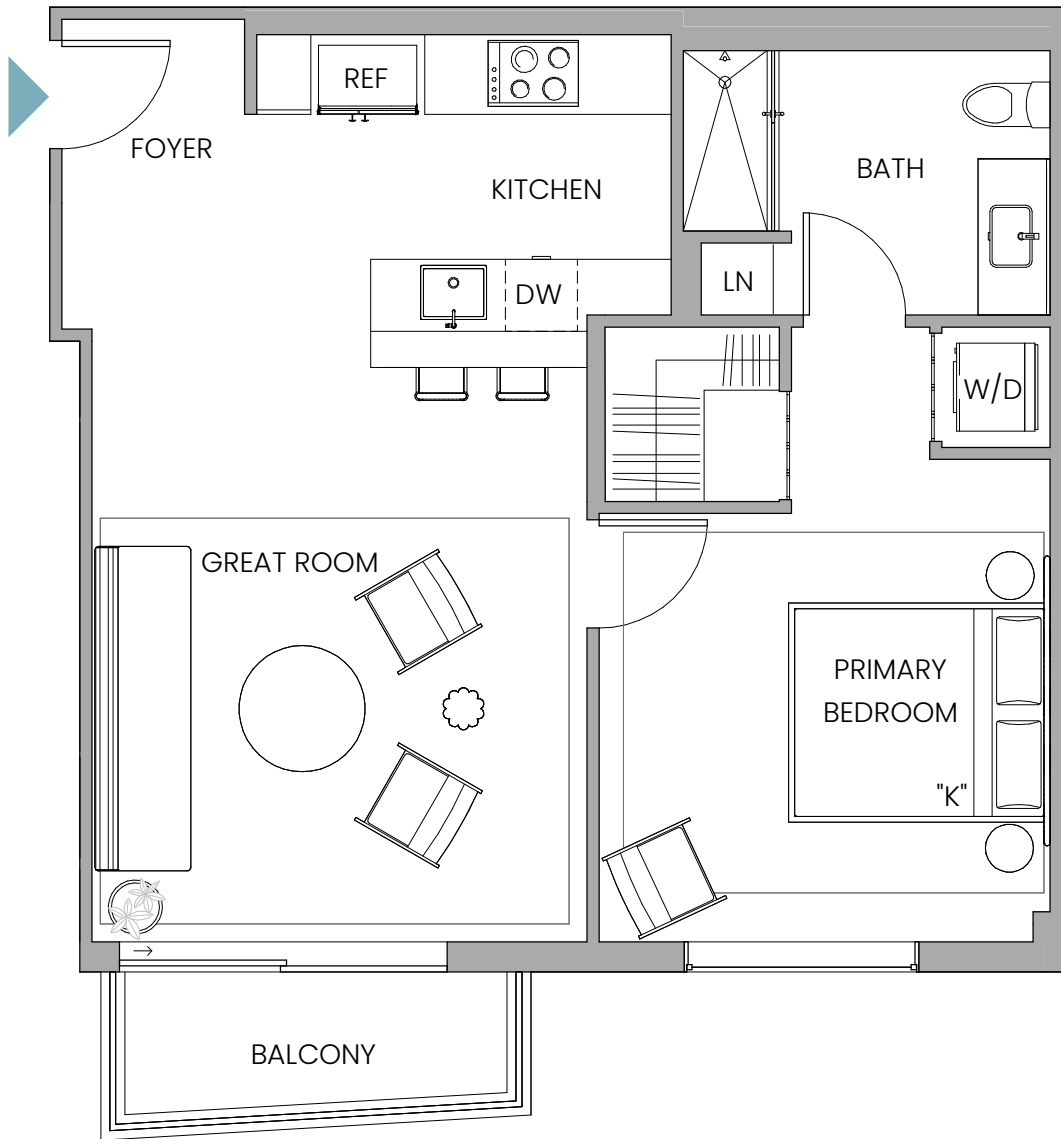
TOTAL 768 SF / 72 SM

Floors 16-41

INTERIOR 749 SF / 70 SM

EXTERIOR 52 SF / 5 SM

TOTAL 801 SF / 75 SM



FLOORS 11-15

FLOORS 16-41

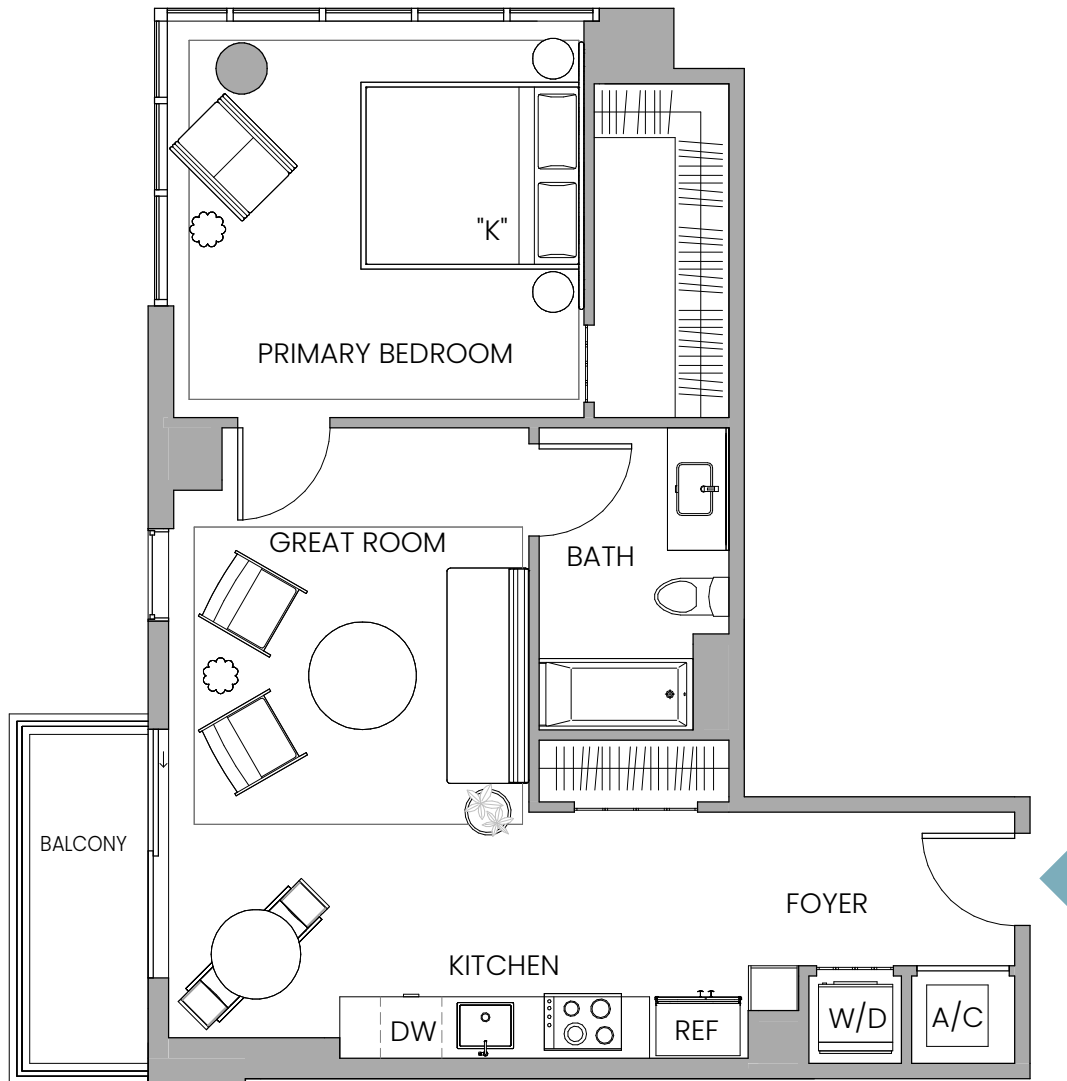


🏠 Stated dimensions are measured to the exterior boundaries of the exterior walls and the centerline of interior demising walls and in fact vary from the dimensions that would be determined by using the description and definition of the "Unit" set forth in the Declaration (which generally only includes the interior airspace between the perimeter walls and includes interior structural components). For your reference, the area of the Unit, determined in accordance with those defined unit boundaries, is 716/749 SF / 67/70 SM. Note that measurements of rooms set forth on this floor plan are generally taken at the greatest points of each given room (as if the room were a perfect rectangle), without regard for any cutouts. Accordingly, the area of the actual room will typically be smaller than the product obtained by multiplying the stated length times width. All dimensions are approximate and may vary with actual construction, and all floor plans and development plans are subject to change.

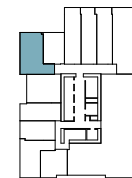
UNIT WA10

Line 06, Floors 02
Line 05, Floors 16-41

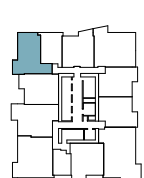
1 Bedroom | 1 Bathroom
INTERIOR 722 SF / 67 SM
EXTERIOR 54 SF / 5 SM
TOTAL 776 SF / 72 SM



FLOORS 02



FLOORS 16-41



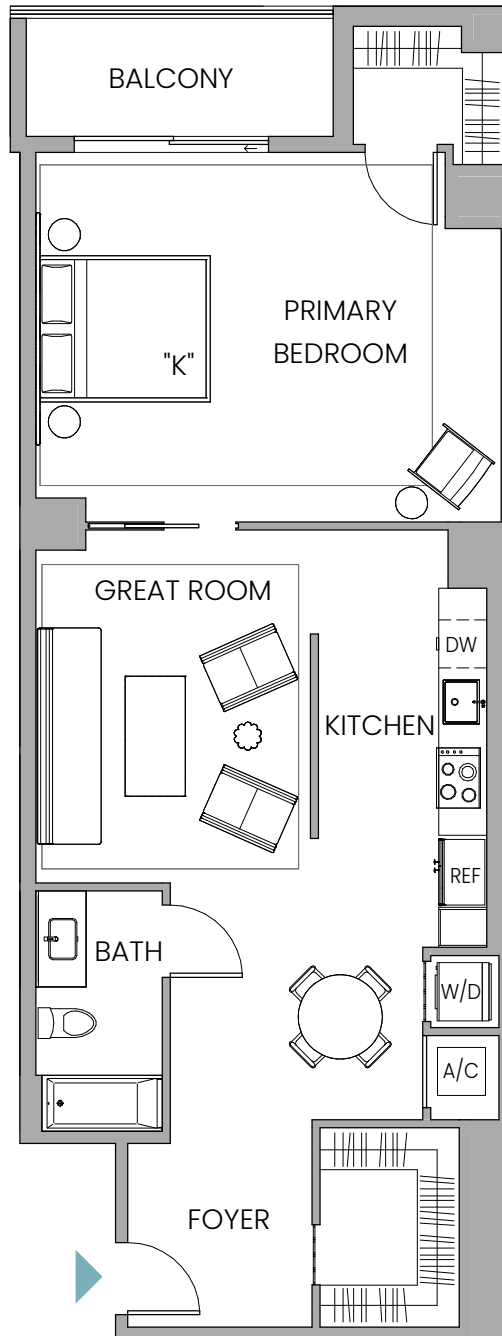
Note
No Balcony on Floor 02

⚠ Stated dimensions are measured to the exterior boundaries of the exterior walls and the centerline of interior demising walls and in fact vary from the dimensions that would be determined by using the description and definition of the "Unit" set forth in the Declaration (which generally only includes the interior airspace between the perimeter walls and includes interior structural components). For your reference, the area of the Unit, determined in accordance with those defined unit boundaries, is 722 SF / 67 SM. Note that measurements of rooms set forth on this floor plan are generally taken at the greatest points of each given room (as if the room were a perfect rectangle), without regard for any cutouts. Accordingly, the area of the actual room will typically be smaller than the product obtained by multiplying the stated length times width. All dimensions are approximate and may vary with actual construction, and all floor plans and development plans are subject to change.

UNIT WA14

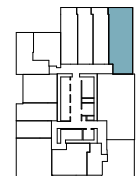
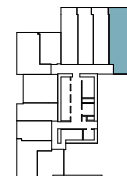
Line 01

1 Bedroom | 1 Bathroom
INTERIOR 1005 SF / 93 SM
EXTERIOR 71 SF / 7 SM
TOTAL 1076 SF / 100 SM



FLOORS 02

FLOORS 03-05



🏠 Stated dimensions are measured to the exterior boundaries of the exterior walls and the centerline of interior demising walls and in fact vary from the dimensions that would be determined by using the description and definition of the "Unit" set forth in the Declaration (which generally only includes the interior airspace between the perimeter walls and includes interior structural components). For your reference, the area of the Unit, determined in accordance with those defined unit boundaries, is 1005 SF / 93 SM. Note that measurements of rooms set forth on this floor plan are generally taken at the greatest points of each given room (as if the room were a perfect rectangle), without regard for any cutouts. Accordingly, the area of the actual room will typically be smaller than the product obtained by multiplying the stated length times width. All dimensions are approximate and may vary with actual construction, and all floor plans and development plans are subject to change.

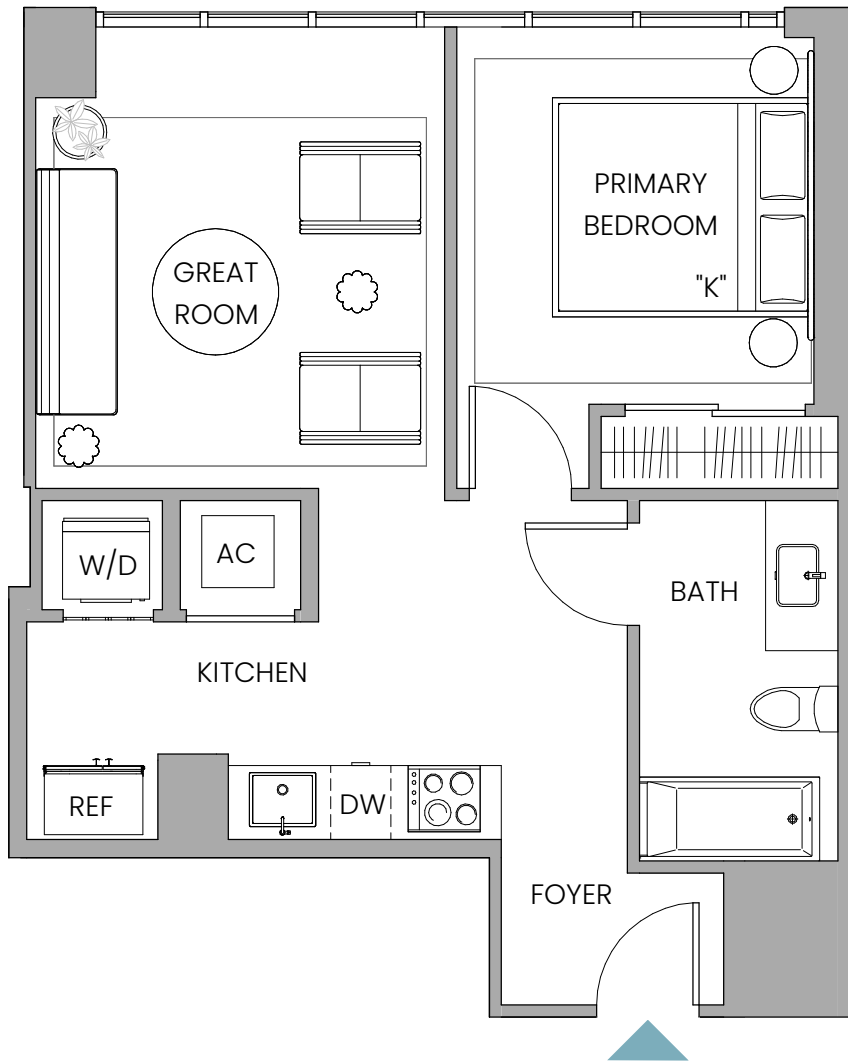
UNIT WA22

Line 05, Floors 03-05 and 06-09

Line 04, Floors 11-15

1 Bedroom | 1 Bathroom

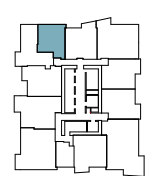
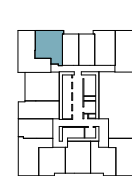
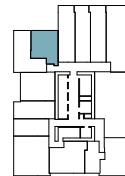
INTERIOR 567 SF / 53 SM



FLOORS 03-05

FLOORS 06-09

FLOORS 11-15



⚠ Stated dimensions are measured to the exterior boundaries of the exterior walls and the centerline of interior demising walls and in fact vary from the dimensions that would be determined by using the description and definition of the "Unit" set forth in the Declaration (which generally only includes the interior airspace between the perimeter walls and includes interior structural components). For your reference, the area of the Unit, determined in accordance with those defined unit boundaries, is 567 SF / 53 SM. Note that measurements of rooms set forth on this floor plan are generally taken at the greatest points of each given room (as if the room were a perfect rectangle), without regard for any cutouts. Accordingly, the area of the actual room will typically be smaller than the product obtained by multiplying the stated length times width. All dimensions are approximate and may vary with actual construction, and all floor plans and development plans are subject to change.

UNIT WA23

Line 06, Floors 03-05 and 06-09
Line 05, Floors 11-15

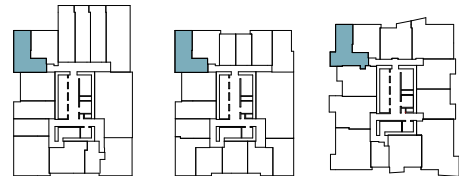
1 Bedroom | 1 Bathroom
INTERIOR 647 SF / 60 SM



FLOORS 03-05

FLOORS 06-09

FLOORS 11-15



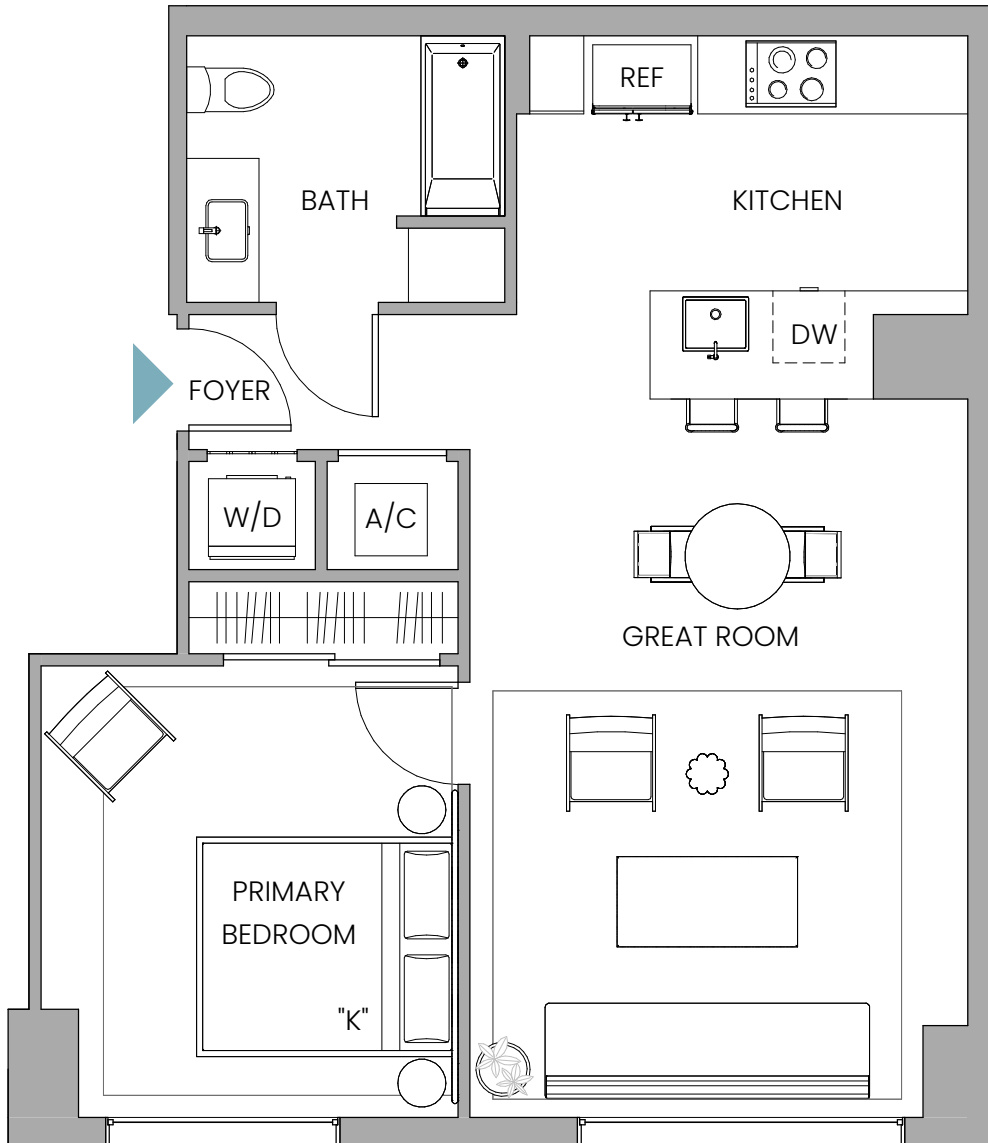
Note
No Balcony on Floor 03-09

🏠 Stated dimensions are measured to the exterior boundaries of the exterior walls and the centerline of interior demising walls and in fact vary from the dimensions that would be determined by using the description and definition of the "Unit" set forth in the Declaration (which generally only includes the interior airspace between the perimeter walls and includes interior structural components). For your reference, the area of the Unit, determined in accordance with those defined unit boundaries, is 647 SF / 60 SM. Note that measurements of rooms set forth on this floor plan are generally taken at the greatest points of each given room (as if the room were a perfect rectangle), without regard for any cutouts. Accordingly, the area of the actual room will typically be smaller than the product obtained by multiplying the stated length times width. All dimensions are approximate and may vary with actual construction, and all floor plans and development plans are subject to change.

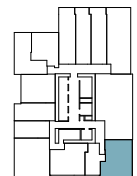
UNIT WA24

Line 13

1 Bedroom | 1 Bathroom
INTERIOR 773 SF / 72 SM



FLOORS 03-05



🏠 Stated dimensions are measured to the exterior boundaries of the exterior walls and the centerline of interior demising walls and in fact vary from the dimensions that would be determined by using the description and definition of the "Unit" set forth in the Declaration (which generally only includes the interior airspace between the perimeter walls and includes interior structural components). For your reference, the area of the Unit, determined in accordance with those defined unit boundaries, is 773 SF / 72 SM. Note that measurements of rooms set forth on this floor plan are generally taken at the greatest points of each given room (as if the room were a perfect rectangle), without regard for any cutouts. Accordingly, the area of the actual room will typically be smaller than the product obtained by multiplying the stated length times width. All dimensions are approximate and may vary with actual construction, and all floor plans and development plans are subject to change.

UNIT WB1



Line 10, Floors 03-05

Line 08, Floors 11-15 and 16-41

2 Bedrooms | 2 Bathrooms

Floors 3-5

INTERIOR 959 SF / 89 SM

EXTERIOR 58 SF / 5 SM

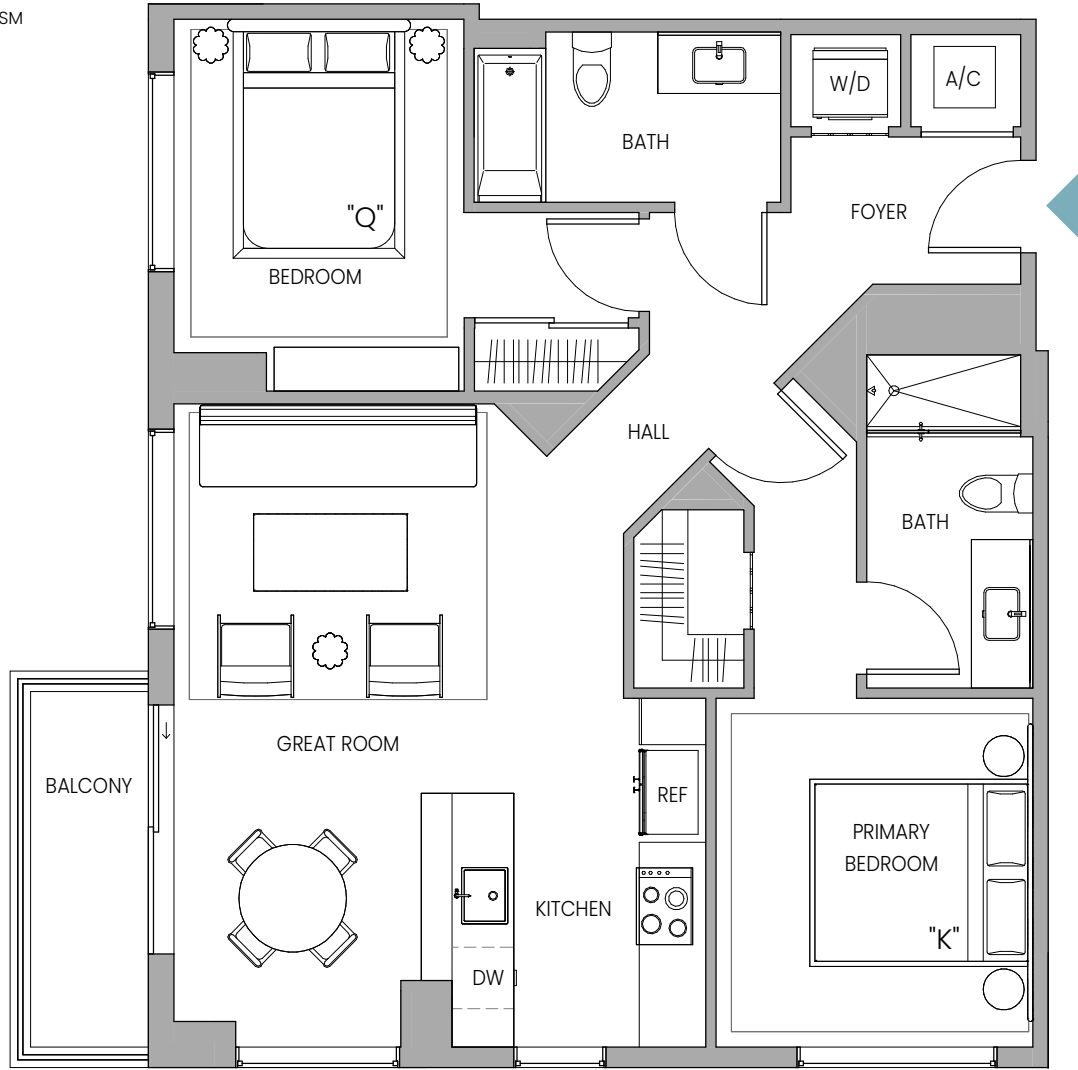
TOTAL 1017 SF / 94 SM

Floors 11-15 and 16-41

INTERIOR 970 SF / 90 SM

EXTERIOR 58 SF / 5 SM

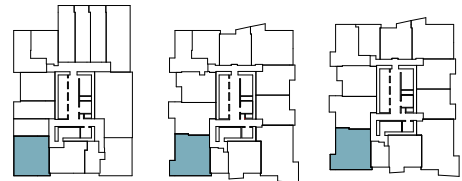
TOTAL 1028 SF / 95 SM



FLOORS 03-05

FLOORS 11-15

FLOORS 16-41



Note

No Balcony on Floor 03-05

⚠ Stated dimensions are measured to the exterior boundaries of the exterior walls and the centerline of interior demising walls and in fact vary from the dimensions that would be determined by using the description and definition of the "Unit" set forth in the Declaration (which generally only includes the interior airspace between the perimeter walls and includes interior structural components). For your reference, the area of the Unit, determined in accordance with those defined unit boundaries, is 959/970 SF / 89/90 SM. Note that measurements of rooms set forth on this floor plan are generally taken at the greatest points of each given room (as if the room were a perfect rectangle), without regard for any cutouts. Accordingly, the area of the actual room will typically be smaller than the product obtained by multiplying the stated length times width. All dimensions are approximate and may vary with actual construction, and all floor plans and development plans are subject to change.

UNIT WB3

Line 02

2 Bedroom | 2 Bathroom

INTERIOR 994 SF / 92 SM

EXTERIOR 52 SF / 5 SM

TOTAL 1046 SF / 97 SM



FLOORS 11-15

FLOORS 16-41



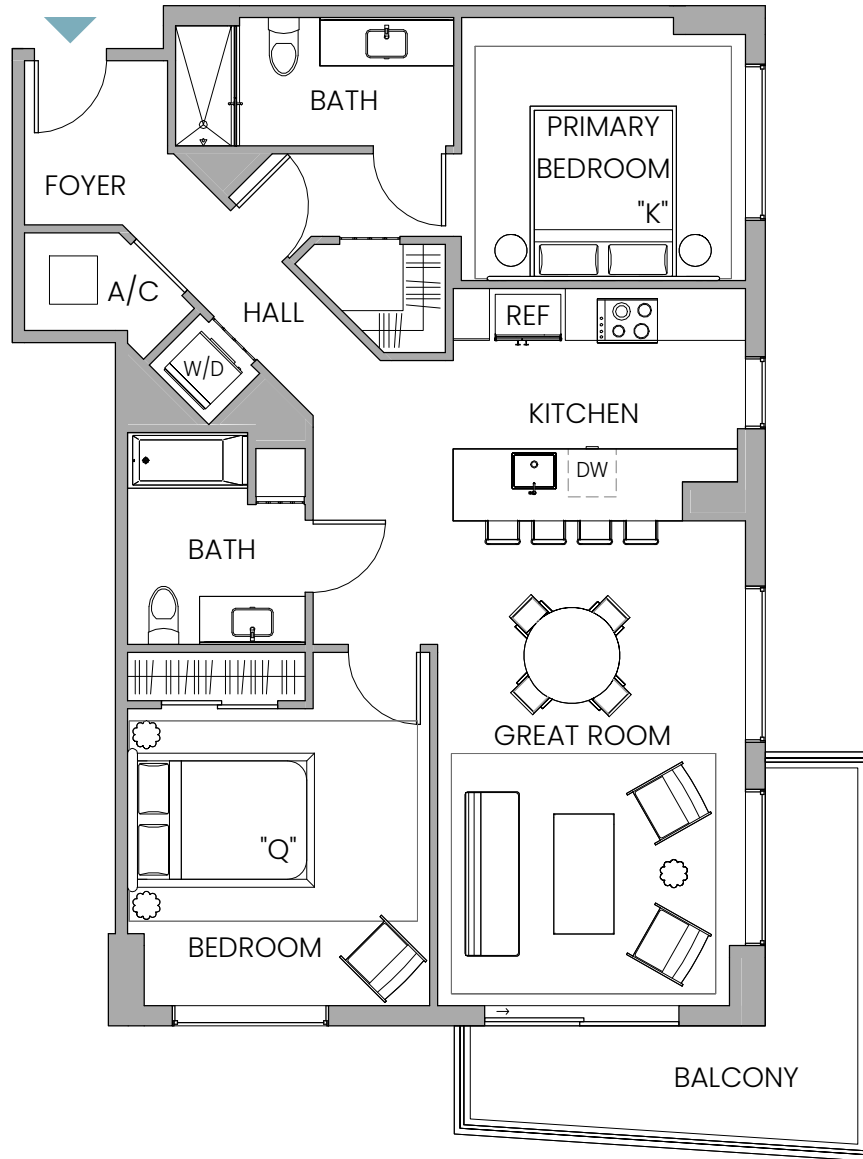
ⓘ Stated dimensions are measured to the exterior boundaries of the exterior walls and the centerline of interior demising walls and in fact vary from the dimensions that would be determined by using the description and definition of the "Unit" set forth in the Declaration (which generally only includes the interior airspace between the perimeter walls and includes interior structural components). For your reference, the area of the Unit, determined in accordance with those defined unit boundaries, is 994 SF / 92 SM. Note that measurements of rooms set forth on this floor plan are generally taken at the greatest points of each given room (as if the room were a perfect rectangle), without regard for any cutouts. Accordingly, the area of the actual room will typically be smaller than the product obtained by multiplying the stated length times width. All dimensions are approximate and may vary with actual construction, and all floor plans and development plans are subject to change.

UNIT WB4

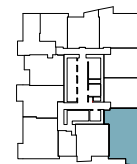


Line 11

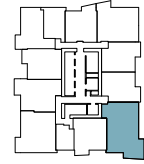
2 Bedrooms | 2 Bathrooms
 INTERIOR 1165 SF / 108 SM
 EXTERIOR 140 SF / 13 SM
 TOTAL 1305 SF / 121 SM



FLOORS 11-15



FLOORS 16-41



ⓘ Stated dimensions are measured to the exterior boundaries of the exterior walls and the centerline of interior demising walls and in fact vary from the dimensions that would be determined by using the description and definition of the "Unit" set forth in the Declaration (which generally only includes the interior airspace between the perimeter walls and includes interior structural components). For your reference, the area of the Unit, determined in accordance with those defined unit boundaries, is 1165 SF / 108 SM. Note that measurements of rooms set forth on this floor plan are generally taken at the greatest points of each given room (as if the room were a perfect rectangle), without regard for any cutouts. Accordingly, the area of the actual room will typically be smaller than the product obtained by multiplying the stated length times width. All dimensions are approximate and may vary with actual construction, and all floor plans and development plans are subject to change.

UNIT WB3 OPTIONAL SPLIT



Line 02

1 Bedroom | 1 Bathroom
 INTERIOR 693 SF / 64 SM
 EXTERIOR 52 SF / 5 SM
 TOTAL 745 SF / 69 SM

Studio | 1 Bathroom
 INTERIOR 301 SF / 28 SM



FLOORS 11-15

FLOORS 16-41



ⓘ Stated dimensions are measured to the exterior boundaries of the exterior walls and the centerline of interior demising walls and in fact vary from the dimensions that would be determined by using the description and definition of the "Unit" set forth in the Declaration (which generally only includes the interior airspace between the perimeter walls and includes interior structural components). For your reference, the area of the Unit, determined in accordance with those defined unit boundaries, is 693/301 SF / 64/28 SM. Note that measurements of rooms set forth on this floor plan are generally taken at the greatest points of each given room (as if the room were a perfect rectangle), without regard for any cutouts. Accordingly, the area of the actual room will typically be smaller than the product obtained by multiplying the stated length times width. All dimensions are approximate and may vary with actual construction, and all floor plans and development plans are subject to change.

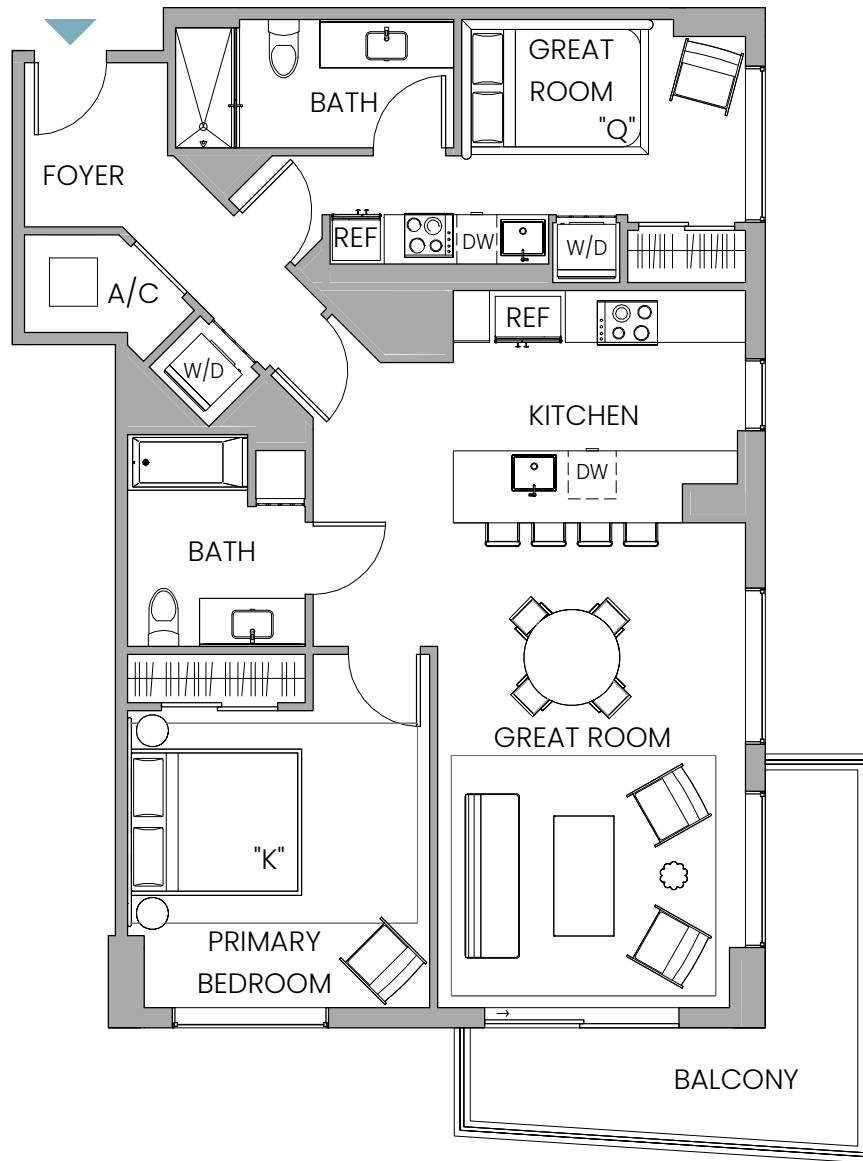
UNIT WB4 OPTIONAL SPLIT



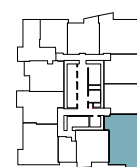
Line 11

1 Bedroom | 1 Bathroom
 INTERIOR 901 SF / 84 SM
 EXTERIOR 140 SF / 13 SM
 TOTAL 1041 SF / 97 SM

Studio | 1 Bathroom
 INTERIOR 264 SF / 24 SM



FLOORS 11-15



FLOORS 16-41



🏠 Stated dimensions are measured to the exterior boundaries of the exterior walls and the centerline of interior demising walls and in fact vary from the dimensions that would be determined by using the description and definition of the "Unit" set forth in the Declaration (which generally only includes the interior airspace between the perimeter walls and includes interior structural components). For your reference, the area of the Unit, determined in accordance with those defined unit boundaries, is 901/264 SF / 84/24 SM. Note that measurements of rooms set forth on this floor plan are generally taken at the greatest points of each given room (as if the room were a perfect rectangle), without regard for any cutouts. Accordingly, the area of the actual room will typically be smaller than the product obtained by multiplying the stated length times width. All dimensions are approximate and may vary with actual construction, and all floor plans and development plans are subject to change.

UNIT WB1



Line 10, Floors 03-05

Line 08, Floors 11-15 and 16-41

2 Bedrooms | 2 Bathrooms

Floors 3-5

INTERIOR 959 SF / 89 SM

EXTERIOR 58 SF / 5 SM

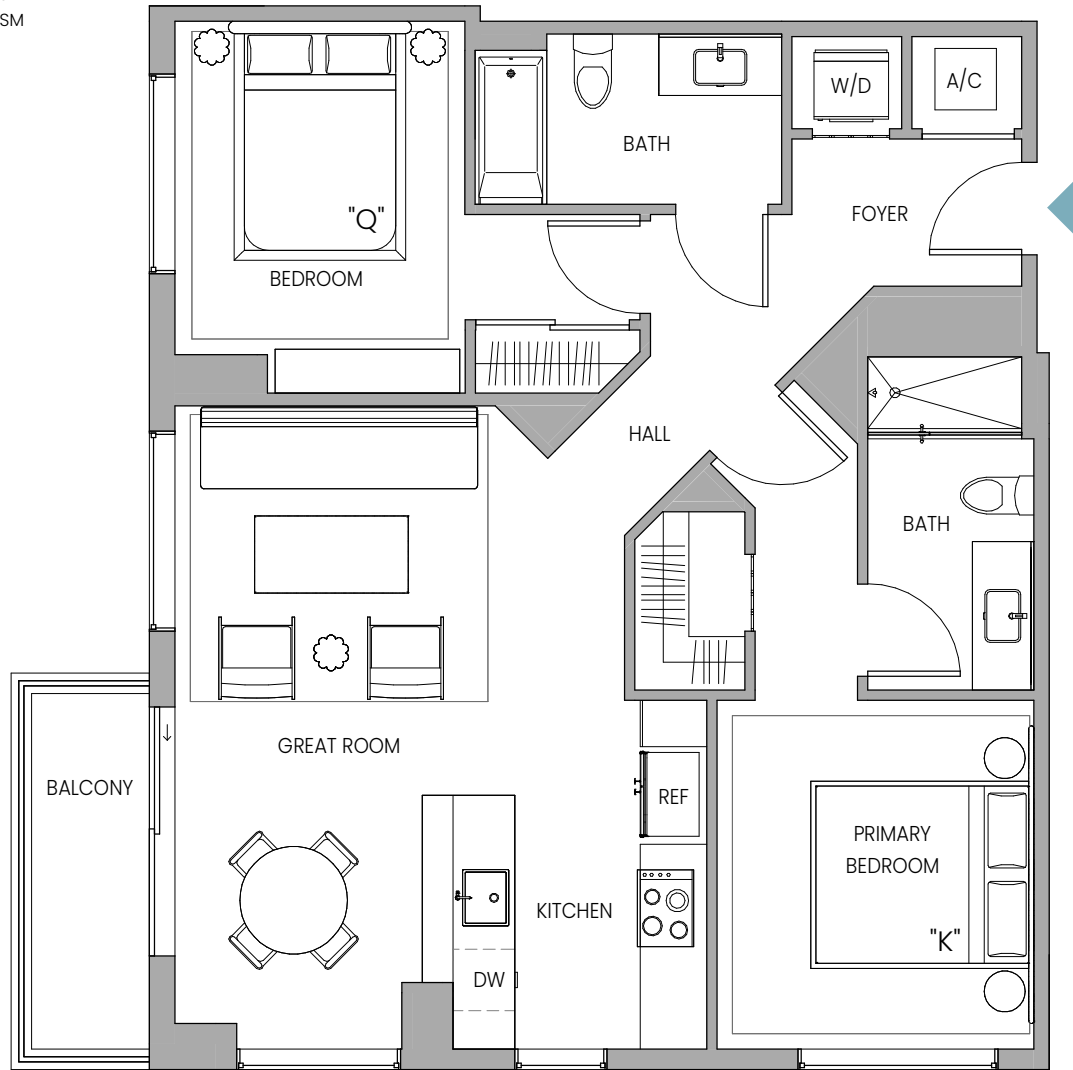
TOTAL 1017 SF / 94 SM

Floors 11-15 and 16-41

INTERIOR 970 SF / 90 SM

EXTERIOR 58 SF / 5 SM

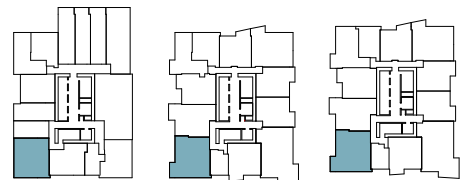
TOTAL 1028 SF / 95 SM



FLOORS 03-05

FLOORS 11-15

FLOORS 16-41



Note

No Balcony on Floor 03-05

⚠ Stated dimensions are measured to the exterior boundaries of the exterior walls and the centerline of interior demising walls and in fact vary from the dimensions that would be determined by using the description and definition of the "Unit" set forth in the Declaration (which generally only includes the interior airspace between the perimeter walls and includes interior structural components). For your reference, the area of the Unit, determined in accordance with those defined unit boundaries, is 959/970 SF / 89/90 SM. Note that measurements of rooms set forth on this floor plan are generally taken at the greatest points of each given room (as if the room were a perfect rectangle), without regard for any cutouts. Accordingly, the area of the actual room will typically be smaller than the product obtained by multiplying the stated length times width. All dimensions are approximate and may vary with actual construction, and all floor plans and development plans are subject to change.

UNIT WB3 OPTIONAL SPLIT



Line 02

1 Bedroom | 1 Bathroom
 INTERIOR 693 SF / 64 SM
 EXTERIOR 52 SF / 5 SM
 TOTAL 745 SF / 69 SM

Studio | 1 Bathroom
 INTERIOR 301 SF / 28 SM



FLOORS 11-15

FLOORS 16-41



ⓘ Stated dimensions are measured to the exterior boundaries of the exterior walls and the centerline of interior demising walls and in fact vary from the dimensions that would be determined by using the description and definition of the "Unit" set forth in the Declaration (which generally only includes the interior airspace between the perimeter walls and includes interior structural components). For your reference, the area of the Unit, determined in accordance with those defined unit boundaries, is 693/301 SF / 64/28 SM. Note that measurements of rooms set forth on this floor plan are generally taken at the greatest points of each given room (as if the room were a perfect rectangle), without regard for any cutouts. Accordingly, the area of the actual room will typically be smaller than the product obtained by multiplying the stated length times width. All dimensions are approximate and may vary with actual construction, and all floor plans and development plans are subject to change.

UNIT WB3

Line 02

2 Bedroom | 2 Bathroom

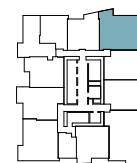
INTERIOR 994 SF / 92 SM

EXTERIOR 52 SF / 5 SM

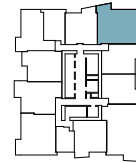
TOTAL 1046 SF / 97 SM



FLOORS 11-15



FLOORS 16-41



⚠ Stated dimensions are measured to the exterior boundaries of the exterior walls and the centerline of interior demising walls and in fact vary from the dimensions that would be determined by using the description and definition of the "Unit" set forth in the Declaration (which generally only includes the interior airspace between the perimeter walls and includes interior structural components). For your reference, the area of the Unit, determined in accordance with those defined unit boundaries, is 994 SF / 92 SM. Note that measurements of rooms set forth on this floor plan are generally taken at the greatest points of each given room (as if the room were a perfect rectangle), without regard for any cutouts. Accordingly, the area of the actual room will typically be smaller than the product obtained by multiplying the stated length times width. All dimensions are approximate and may vary with actual construction, and all floor plans and development plans are subject to change.

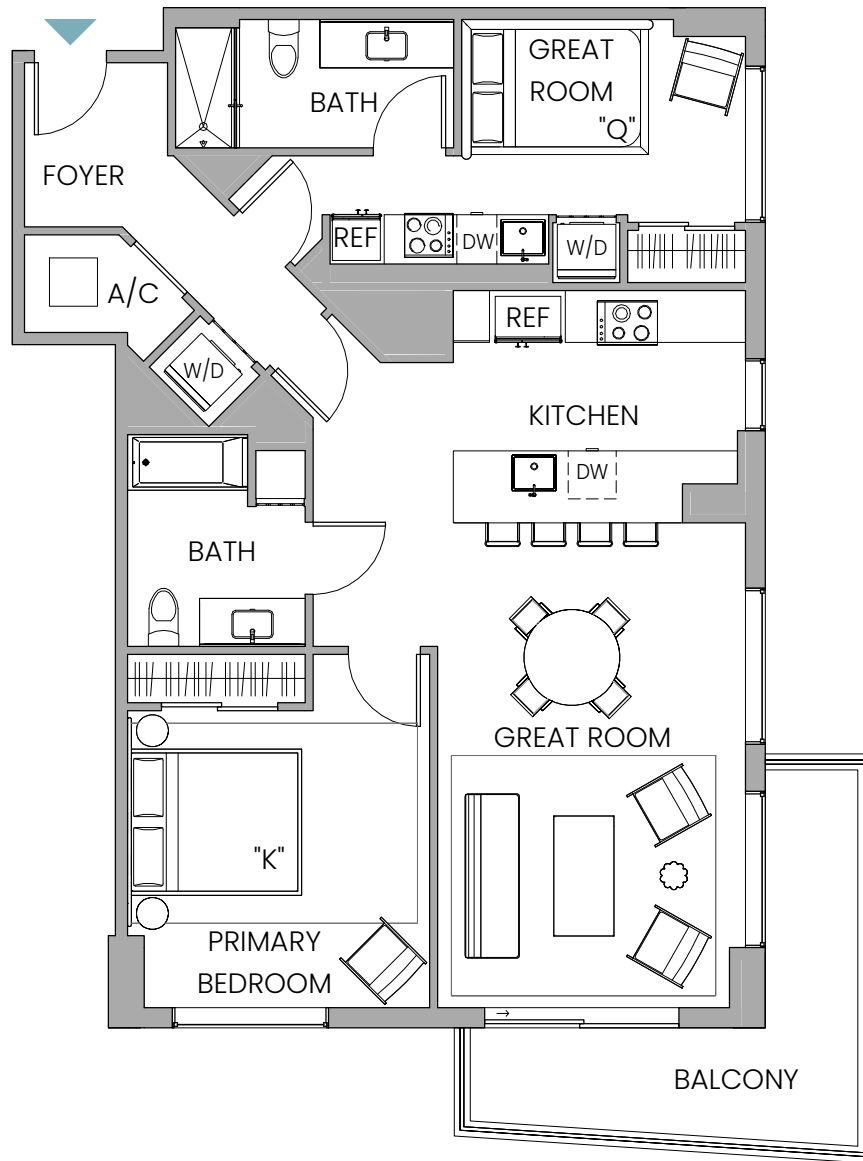
UNIT WB4 OPTIONAL SPLIT



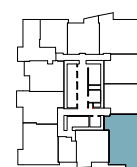
Line 11

1 Bedroom | 1 Bathroom
 INTERIOR 901 SF / 84 SM
 EXTERIOR 140 SF / 13 SM
 TOTAL 1041 SF / 97 SM

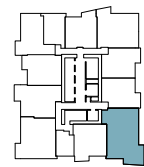
Studio | 1 Bathroom
 INTERIOR 264 SF / 24 SM



FLOORS 11-15



FLOORS 16-41



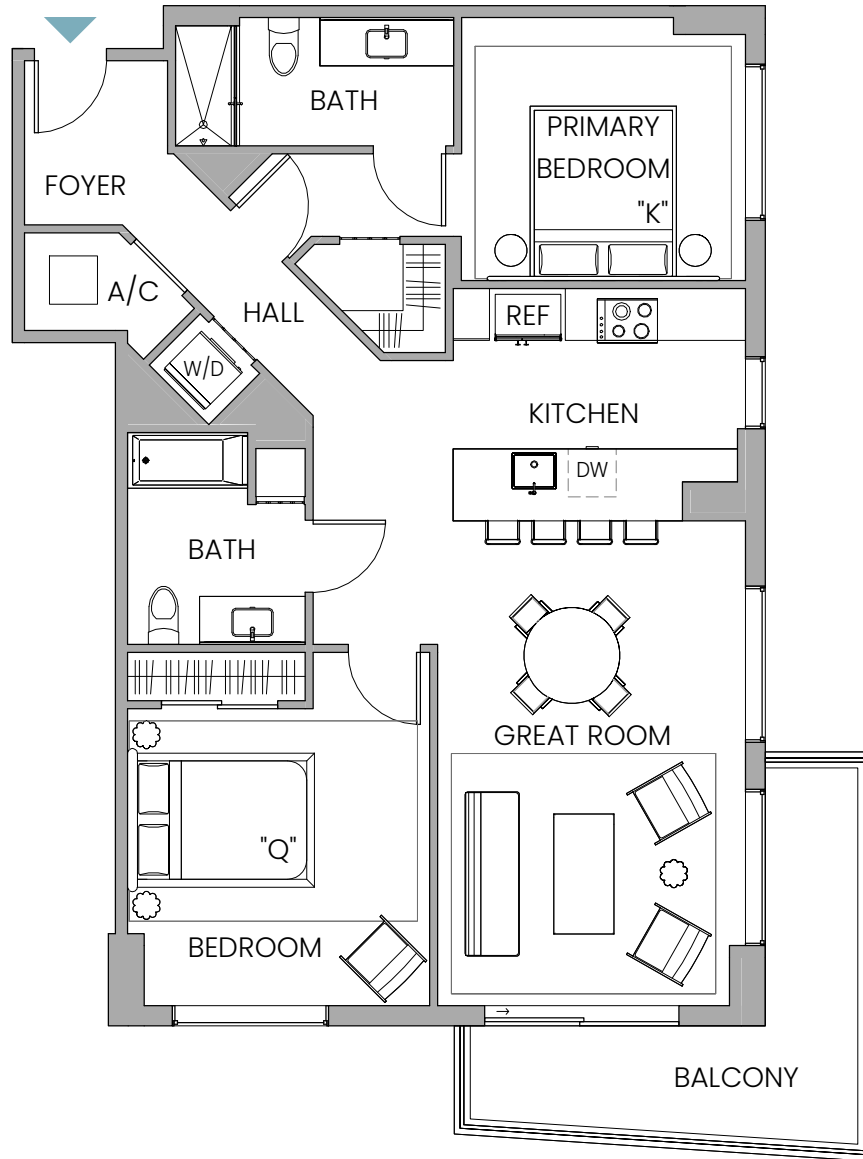
🏠 Stated dimensions are measured to the exterior boundaries of the exterior walls and the centerline of interior demising walls and in fact vary from the dimensions that would be determined by using the description and definition of the "Unit" set forth in the Declaration (which generally only includes the interior airspace between the perimeter walls and includes interior structural components). For your reference, the area of the Unit, determined in accordance with those defined unit boundaries, is 901/264 SF / 84/24 SM. Note that measurements of rooms set forth on this floor plan are generally taken at the greatest points of each given room (as if the room were a perfect rectangle), without regard for any cutouts. Accordingly, the area of the actual room will typically be smaller than the product obtained by multiplying the stated length times width. All dimensions are approximate and may vary with actual construction, and all floor plans and development plans are subject to change.

UNIT WB4

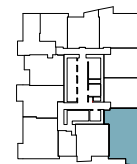


Line 11

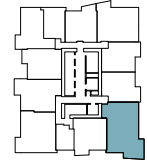
2 Bedrooms | 2 Bathrooms
 INTERIOR 1165 SF / 108 SM
 EXTERIOR 140 SF / 13 SM
 TOTAL 1305 SF / 121 SM



FLOORS 11-15



FLOORS 16-41

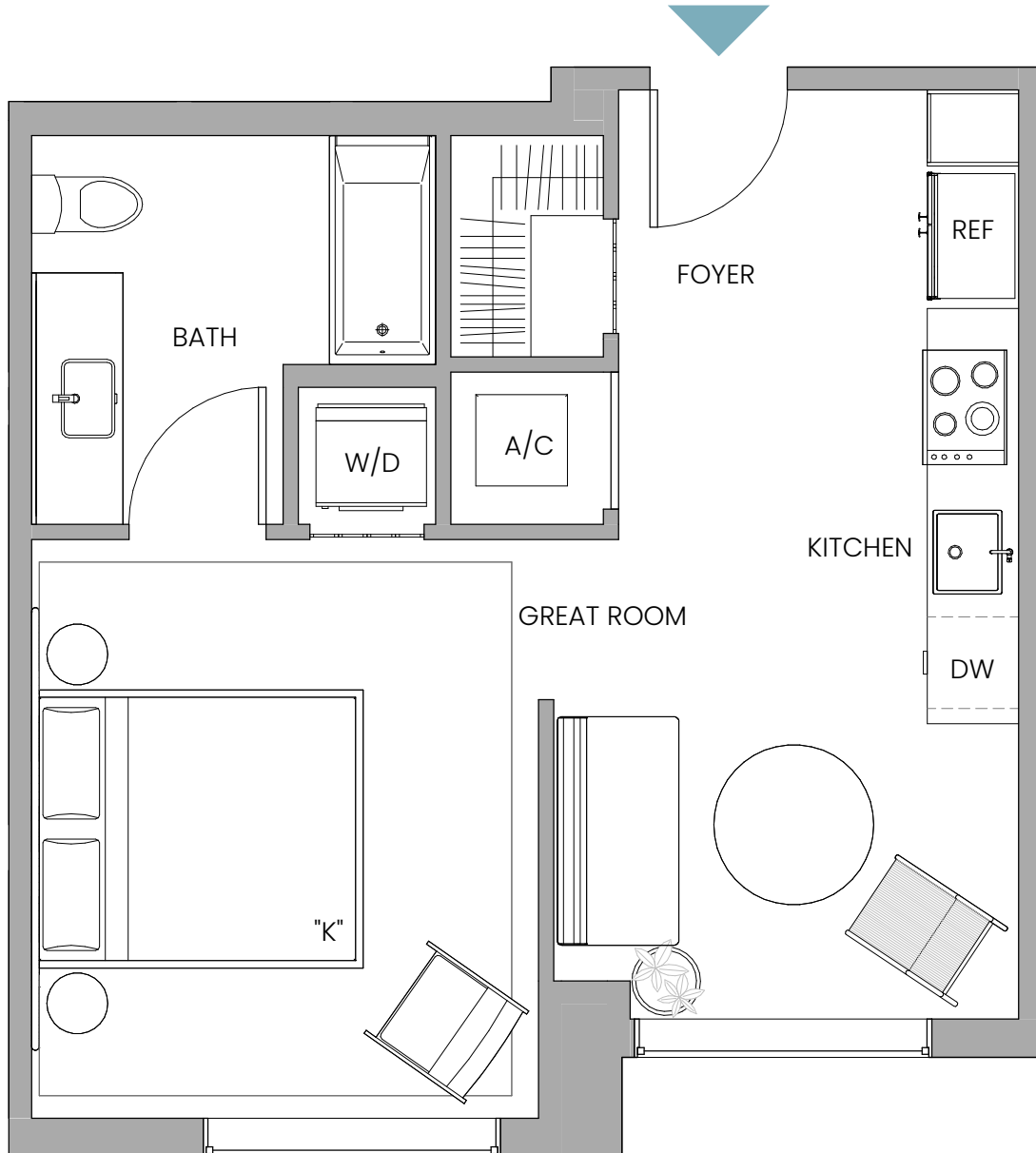


ⓘ Stated dimensions are measured to the exterior boundaries of the exterior walls and the centerline of interior demising walls and in fact vary from the dimensions that would be determined by using the description and definition of the "Unit" set forth in the Declaration (which generally only includes the interior airspace between the perimeter walls and includes interior structural components). For your reference, the area of the Unit, determined in accordance with those defined unit boundaries, is 1165 SF / 108 SM. Note that measurements of rooms set forth on this floor plan are generally taken at the greatest points of each given room (as if the room were a perfect rectangle), without regard for any cutouts. Accordingly, the area of the actual room will typically be smaller than the product obtained by multiplying the stated length times width. All dimensions are approximate and may vary with actual construction, and all floor plans and development plans are subject to change.

UNIT W4J

Line 11

Jr 1 Bedroom | 1 Bathroom
INTERIOR 489 SF / 45 SM



FLOORS 02

FLOORS 06-09

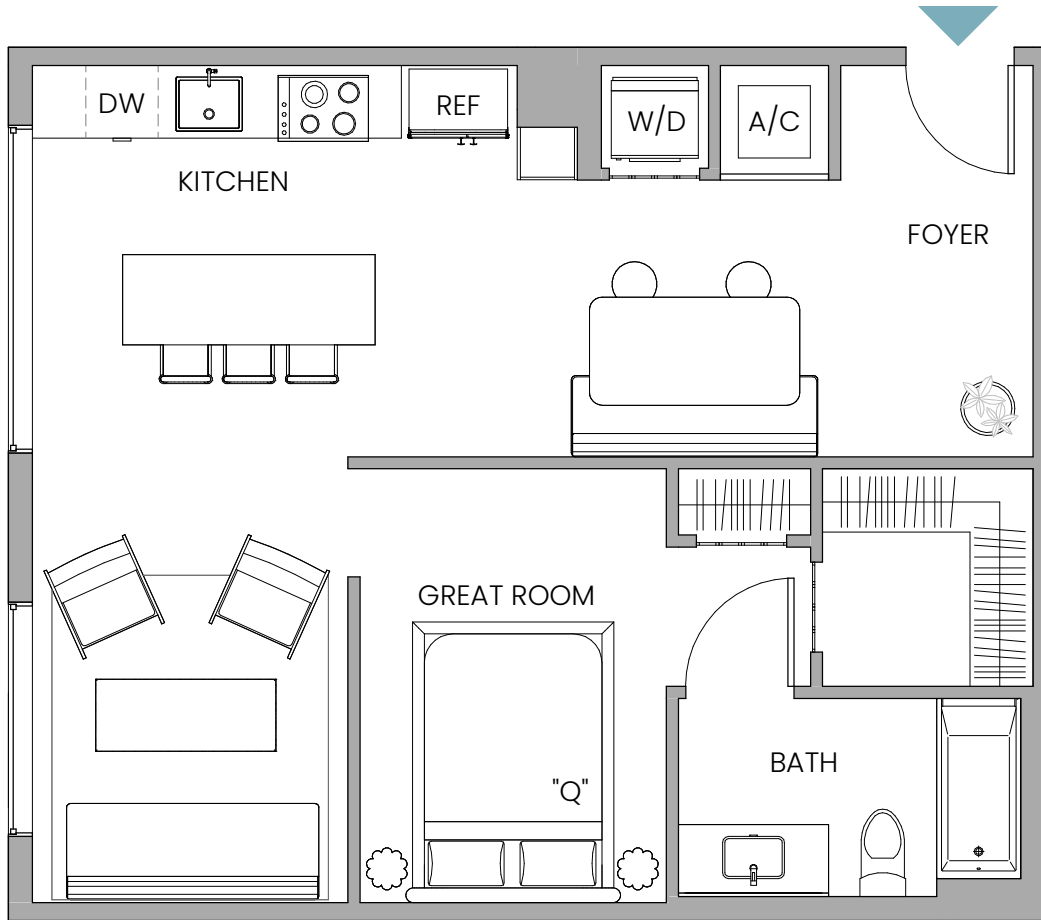


🏠 Stated dimensions are measured to the exterior boundaries of the exterior walls and the centerline of interior demising walls and in fact vary from the dimensions that would be determined by using the description and definition of the "Unit" set forth in the Declaration (which generally only includes the interior airspace between the perimeter walls and includes interior structural components). For your reference, the area of the Unit, determined in accordance with those defined unit boundaries, is 489 SF / 45 SM. Note that measurements of rooms set forth on this floor plan are generally taken at the greatest points of each given room (as if the room were a perfect rectangle), without regard for any cutouts. Accordingly, the area of the actual room will typically be smaller than the product obtained by multiplying the stated length times width. All dimensions are approximate and may vary with actual construction, and all floor plans and development plans are subject to change.

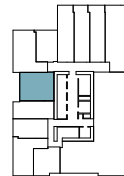
UNIT W8J

Line 07

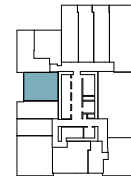
Jr 1 Bedroom | 1 Bathroom
INTERIOR 680 SF / 63 SM



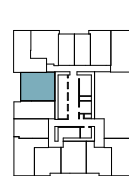
FLOORS 02



FLOORS 03-05



FLOORS 06-09

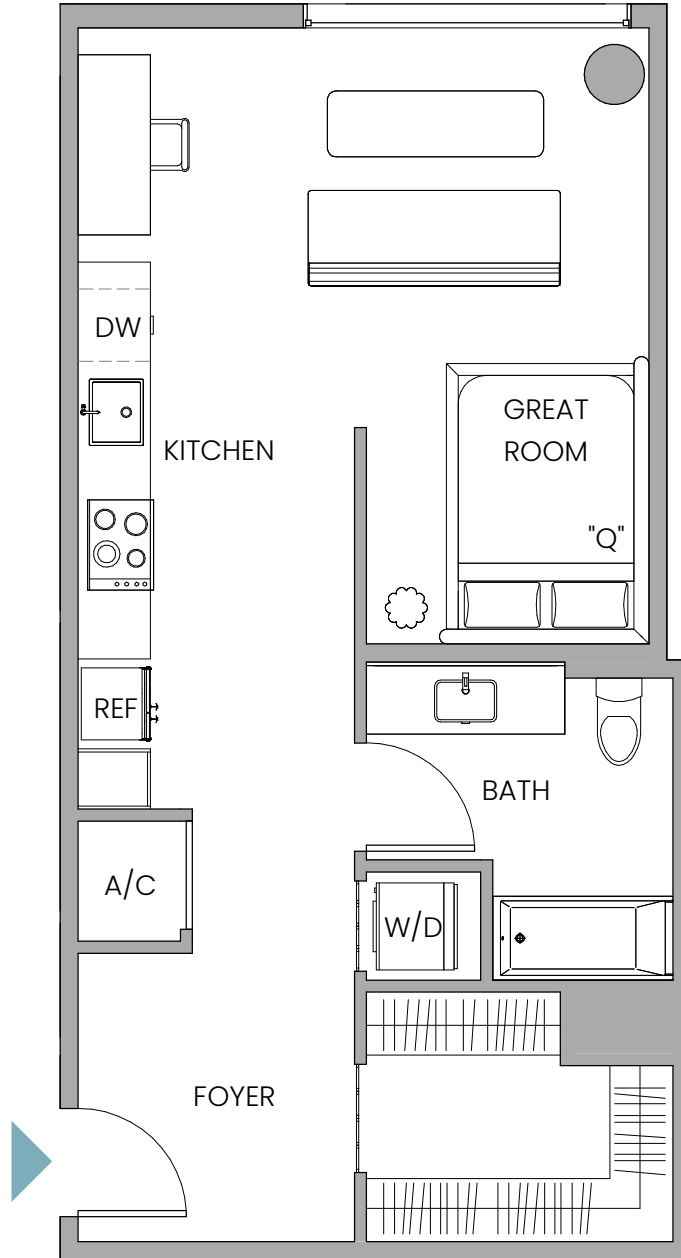


🏠 Stated dimensions are measured to the exterior boundaries of the exterior walls and the centerline of interior demising walls and in fact vary from the dimensions that would be determined by using the description and definition of the "Unit" set forth in the Declaration (which generally only includes the interior airspace between the perimeter walls and includes interior structural components). For your reference, the area of the Unit, determined in accordance with those defined unit boundaries, is 680 SF / 63 SM. Note that measurements of rooms set forth on this floor plan are generally taken at the greatest points of each given room (as if the room were a perfect rectangle), without regard for any cutouts. Accordingly, the area of the actual room will typically be smaller than the product obtained by multiplying the stated length times width. All dimensions are approximate and may vary with actual construction, and all floor plans and development plans are subject to change.

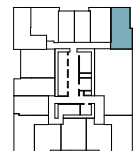
UNIT W18J

Line 01

Jr 1 Bedroom | 1 Bathroom
INTERIOR 584 SF / 54 SM



FLOORS 06-09

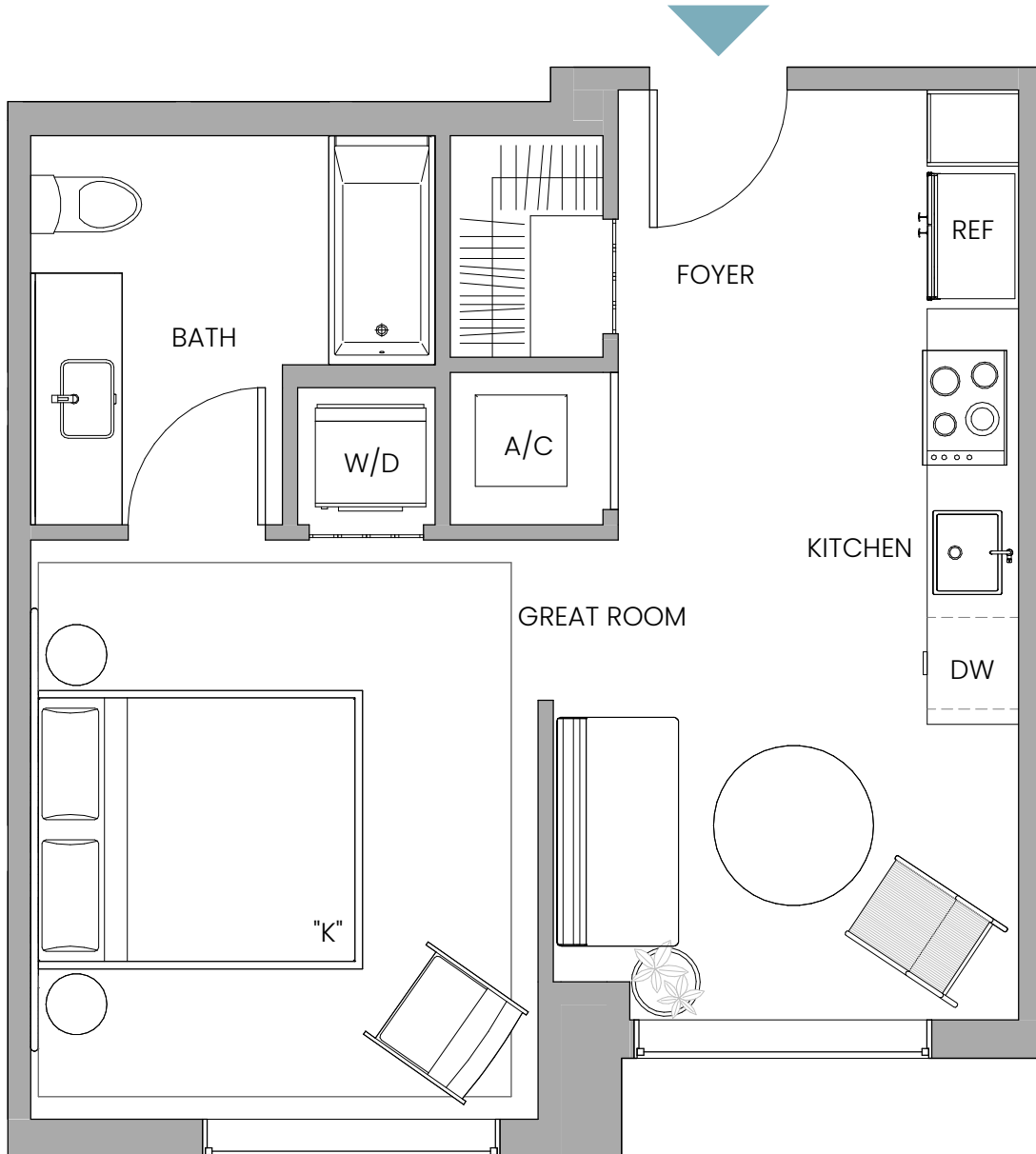


ⓘ Stated dimensions are measured to the exterior boundaries of the exterior walls and the centerline of interior demising walls and in fact vary from the dimensions that would be determined by using the description and definition of the "Unit" set forth in the Declaration (which generally only includes the interior airspace between the perimeter walls and includes interior structural components). For your reference, the area of the Unit, determined in accordance with those defined unit boundaries, is 584 SF / 54 SM. Note that measurements of rooms set forth on this floor plan are generally taken at the greatest points of each given room (as if the room were a perfect rectangle), without regard for any cutouts. Accordingly, the area of the actual room will typically be smaller than the product obtained by multiplying the stated length times width. All dimensions are approximate and may vary with actual construction, and all floor plans and development plans are subject to change.

UNIT W4J

Line 11

Jr 1 Bedroom | 1 Bathroom
INTERIOR 489 SF / 45 SM



FLOORS 02

FLOORS 06-09

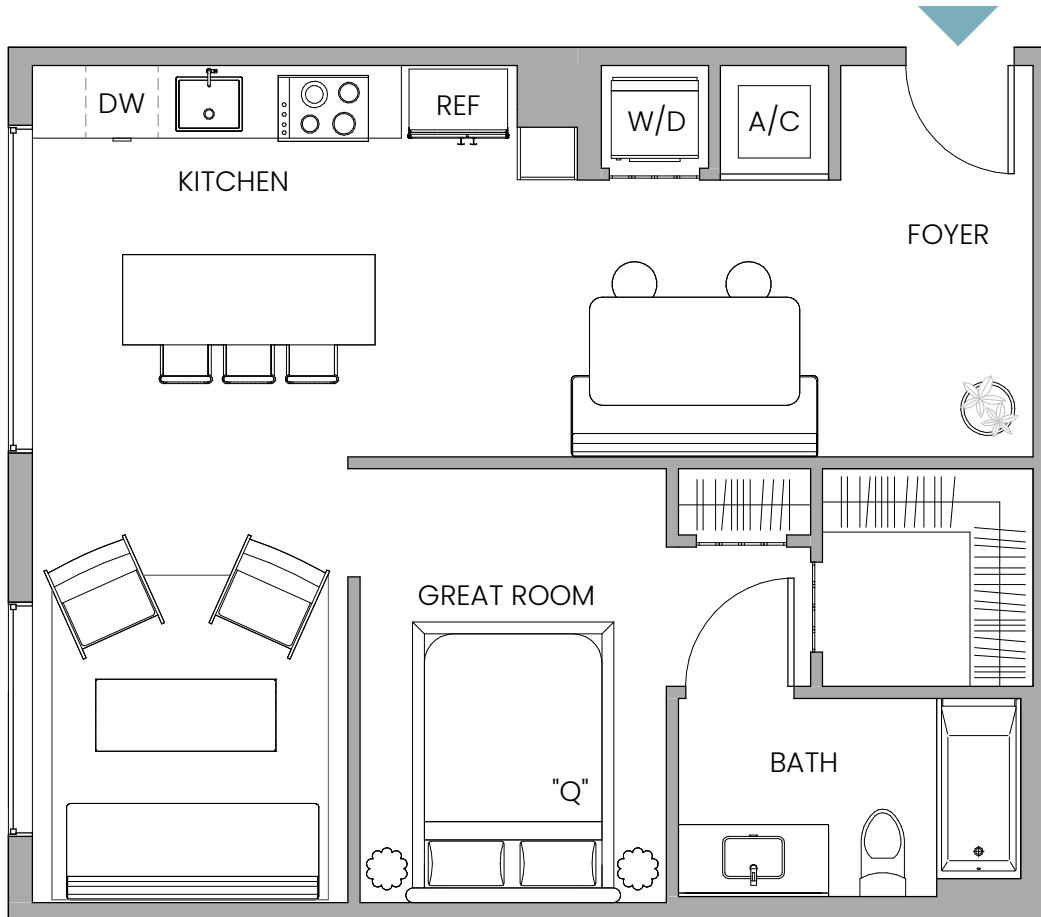


🏠 Stated dimensions are measured to the exterior boundaries of the exterior walls and the centerline of interior demising walls and in fact vary from the dimensions that would be determined by using the description and definition of the "Unit" set forth in the Declaration (which generally only includes the interior airspace between the perimeter walls and includes interior structural components). For your reference, the area of the Unit, determined in accordance with those defined unit boundaries, is 489 SF / 45 SM. Note that measurements of rooms set forth on this floor plan are generally taken at the greatest points of each given room (as if the room were a perfect rectangle), without regard for any cutouts. Accordingly, the area of the actual room will typically be smaller than the product obtained by multiplying the stated length times width. All dimensions are approximate and may vary with actual construction, and all floor plans and development plans are subject to change.

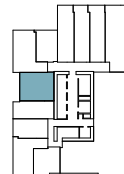
UNIT W8J

Line 07

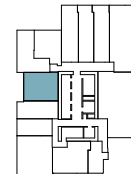
Jr 1 Bedroom | 1 Bathroom
INTERIOR 680 SF / 63 SM



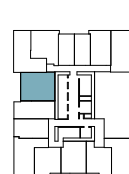
FLOORS 02



FLOORS 03-05



FLOORS 06-09

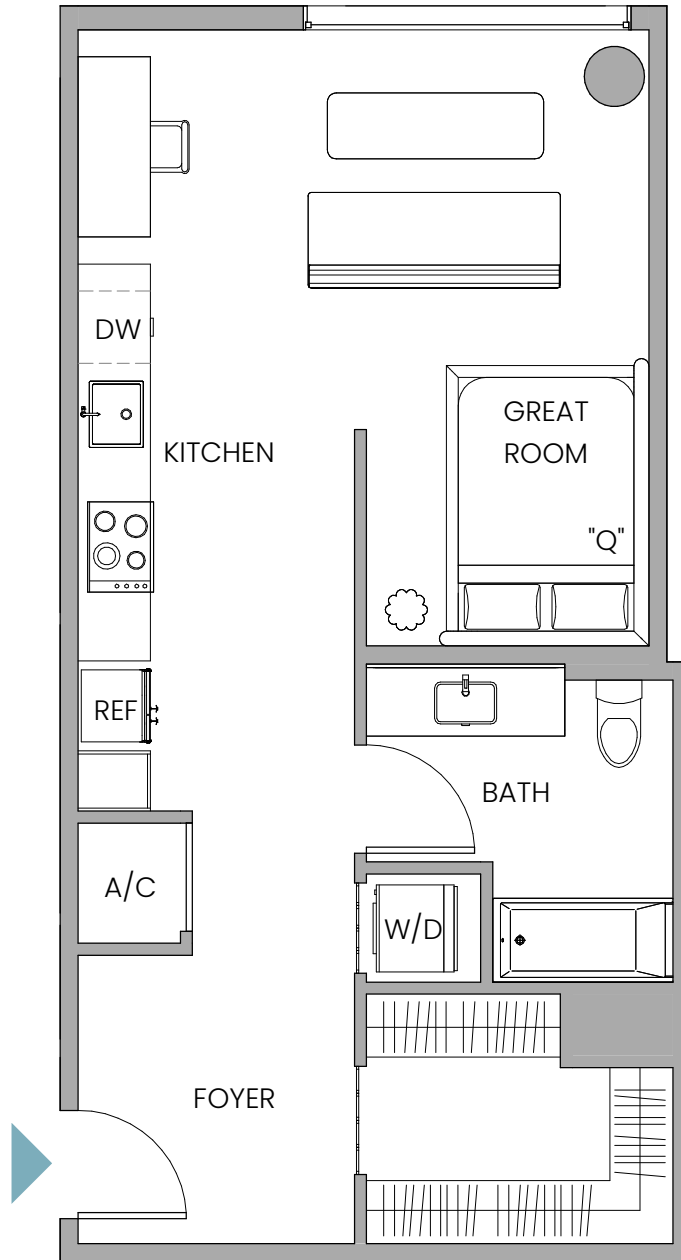


🏠 Stated dimensions are measured to the exterior boundaries of the exterior walls and the centerline of interior demising walls and in fact vary from the dimensions that would be determined by using the description and definition of the "Unit" set forth in the Declaration (which generally only includes the interior airspace between the perimeter walls and includes interior structural components). For your reference, the area of the Unit, determined in accordance with those defined unit boundaries, is 680 SF / 63 SM. Note that measurements of rooms set forth on this floor plan are generally taken at the greatest points of each given room (as if the room were a perfect rectangle), without regard for any cutouts. Accordingly, the area of the actual room will typically be smaller than the product obtained by multiplying the stated length times width. All dimensions are approximate and may vary with actual construction, and all floor plans and development plans are subject to change.

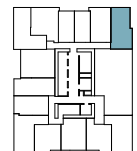
UNIT W18J

Line 01

Jr 1 Bedroom | 1 Bathroom
INTERIOR 584 SF / 54 SM



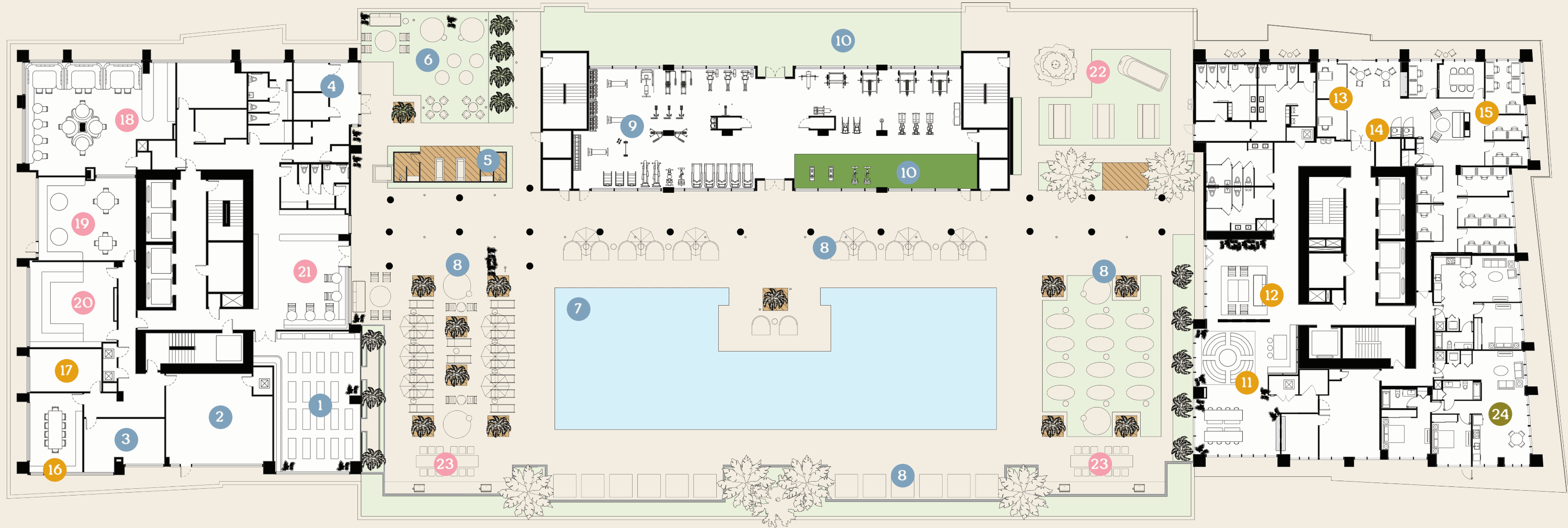
FLOORS 06-09



🏠 Stated dimensions are measured to the exterior boundaries of the exterior walls and the centerline of interior demising walls and in fact vary from the dimensions that would be determined by using the description and definition of the "Unit" set forth in the Declaration (which generally only includes the interior airspace between the perimeter walls and includes interior structural components). For your reference, the area of the Unit, determined in accordance with those defined unit boundaries, is 584 SF / 54 SM. Note that measurements of rooms set forth on this floor plan are generally taken at the greatest points of each given room (as if the room were a perfect rectangle), without regard for any cutouts. Accordingly, the area of the actual room will typically be smaller than the product obtained by multiplying the stated length times width. All dimensions are approximate and may vary with actual construction, and all floor plans and development plans are subject to change.

Elevate to Level 10

Flow House offers a variety of spaces and ways to elevate your living experience. And for the most part, these can be found on Level 10. To provide the full Flow experience for condo owners, we put some of our best features all in one place, keeping everything you need to live life in flow at the center of your home.



Amenities

WELLBEING

- 1. Practice Room
- 2. Pilates Studio
- 3. Meditation Room
- 4. Spa, Sauna, & Steam Room
- 5. Cold Plunge
- 6. Zen Garden
- 7. 126 ft Lap Pool
- 8. Day Beds & Cabanas
- 9. Premier Fitness Technogym Center
- 10. CrossFit

WORKFLOW

- 11. Coworking Space
- 12. Resident Lounge
- 13. Private Offices
- 14. Phone Booths
- 15. Conference Rooms
- 16. Board Room
- 17. Podcast Room

EXPERIENCE

- 18. Flow Social Club
- 19. Game Room
- 20. Media Screening Room
- 21. Cafe
- 22. Flow Truck & Picnic Area
- 23. Grill Area

HOME THAT INSPIRES

- 24. Furnished, Bookable Member Units

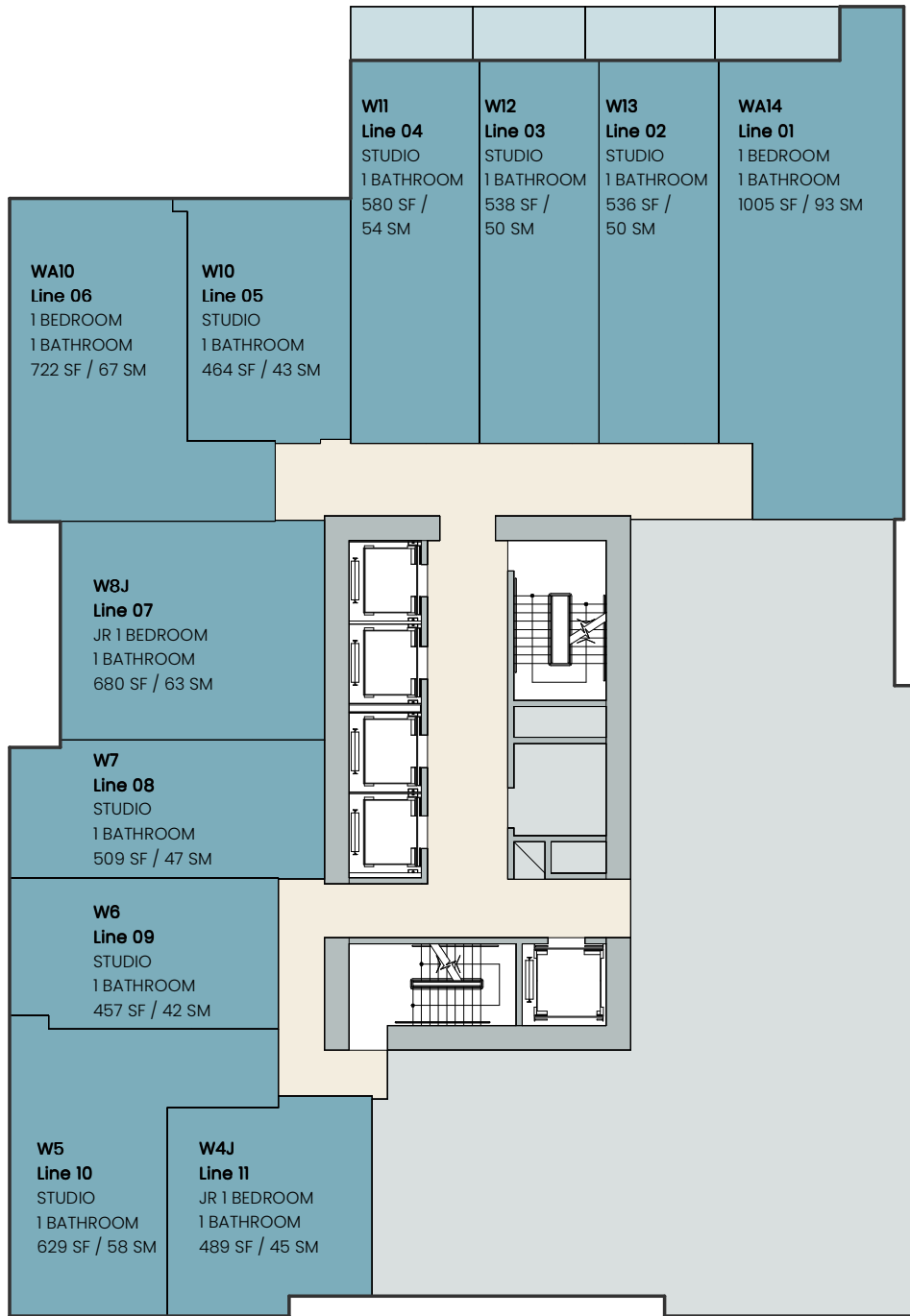


FLOORS

02

Unit Counts

- 7 - Studios
- 2 - Jr One Bedroom
- 2 - One Bedroom



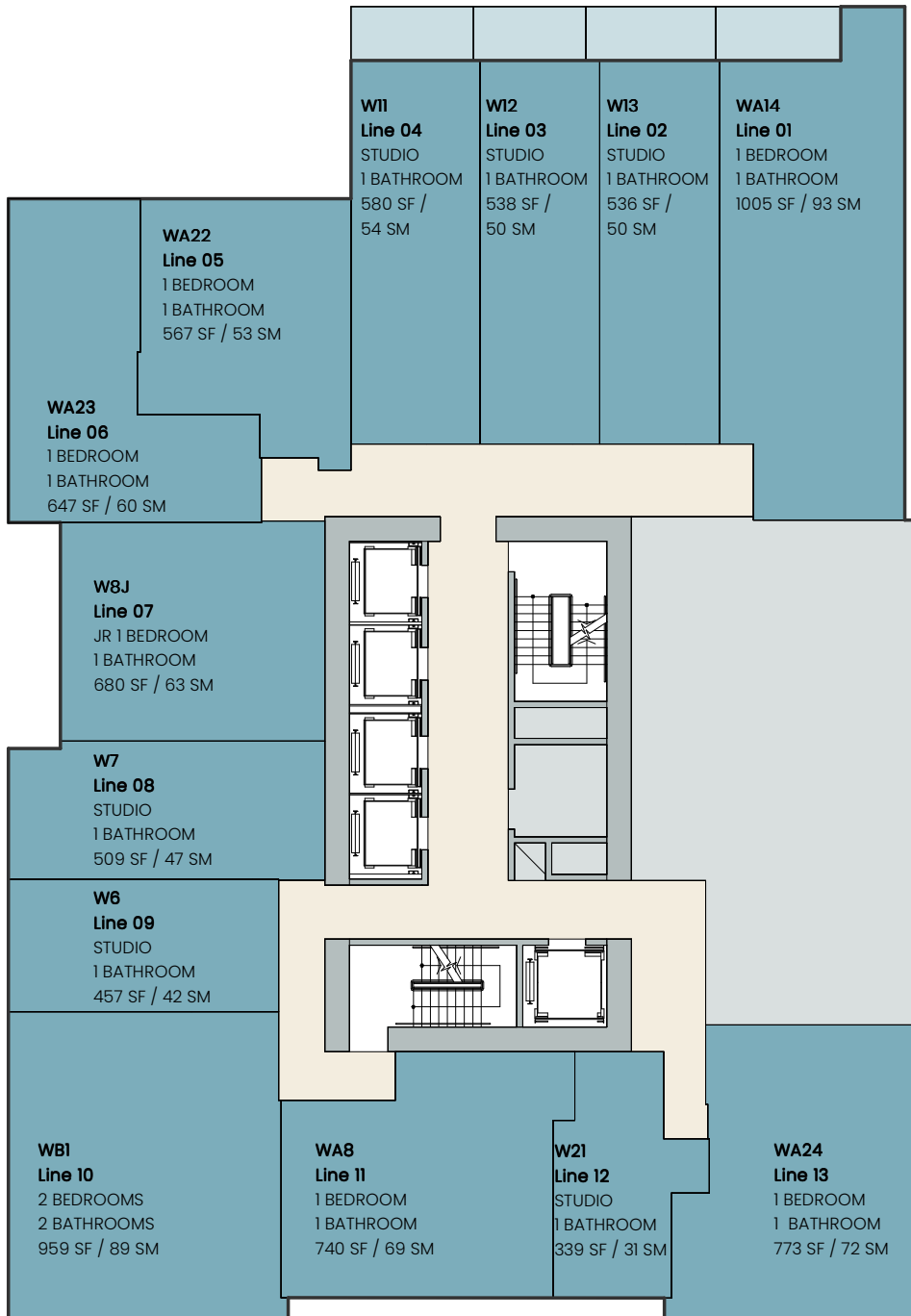
Stated dimensions are measured to the exterior boundaries of the exterior walls and the centerline of interior demising walls and in fact vary from the dimensions that would be determined by using the description and definition of the "Unit" set forth in the Declaration (which generally only includes the interior airspace between the perimeter walls and includes interior structural components). For your reference, the area of the Unit, determined in accordance with those defined unit boundaries, is Note that measurements of rooms set forth on this floor plan are generally taken at the greatest points of each given room (as if the room were a perfect rectangle), without regard for any cutouts. Accordingly, the area of the actual room will typically be smaller than the product obtained by multiplying the stated length times width. All dimensions are approximate and may vary with actual construction, and all floor plans and development plans are subject to change.

FLOORS 03-05



Unit Counts

- 6 - Studios
- 1 - Jr One Bedroom
- 5 - One Bedroom
- 1 - Two Bedroom



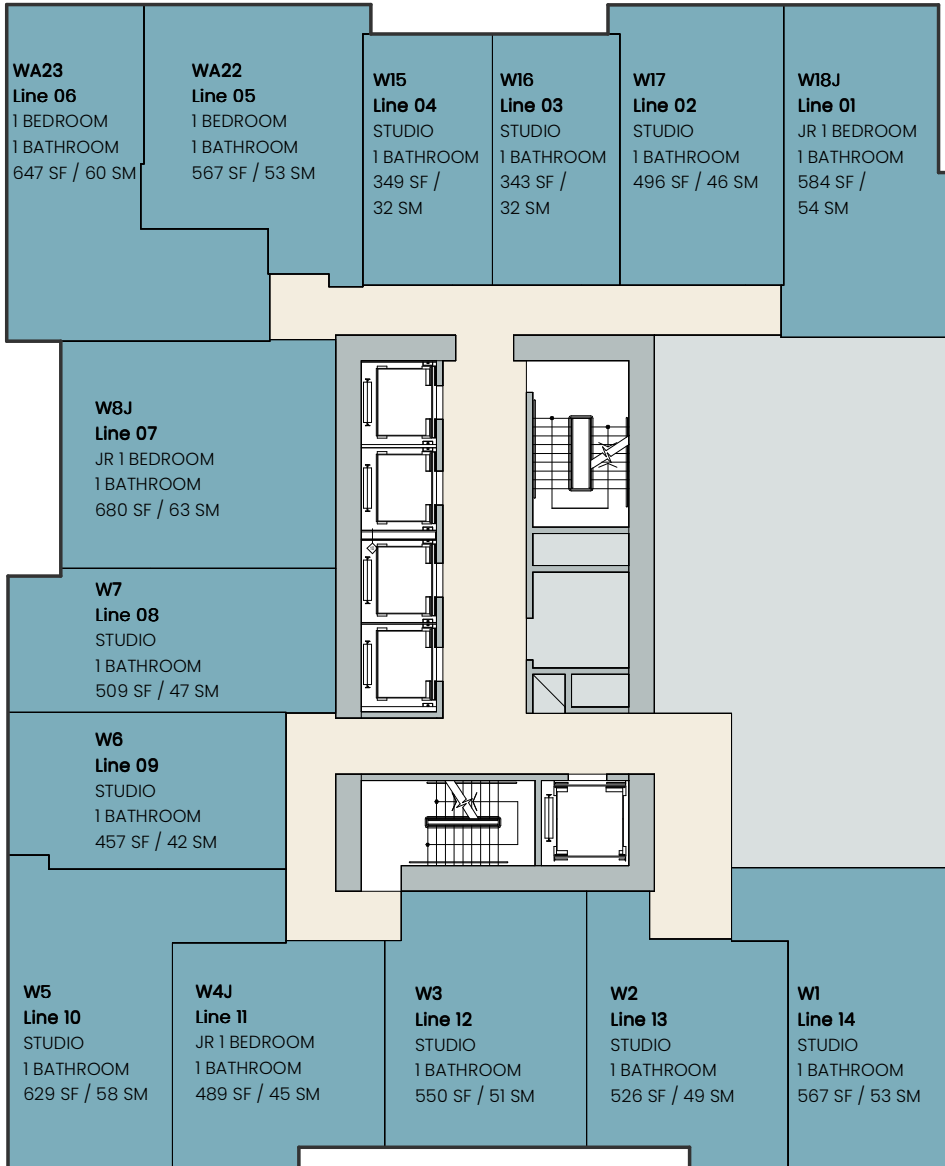
🏠 Stated dimensions are measured to the exterior boundaries of the exterior walls and the centerline of interior demising walls and in fact vary from the dimensions that would be determined by using the description and definition of the "Unit" set forth in the Declaration (which generally only includes the interior airspace between the perimeter walls and includes interior structural components). For your reference, the area of the Unit, determined in accordance with those defined unit boundaries, is Note that measurements of rooms set forth on this floor plan are generally taken at the greatest points of each given room (as if the room were a perfect rectangle), without regard for any cutouts. Accordingly, the area of the actual room will typically be smaller than the product obtained by multiplying the stated length times width. All dimensions are approximate and may vary with actual construction, and all floor plans and development plans are subject to change.

FLOORS

06-09

Unit Counts

- 9 - Studios
- 3 - Jr One Bedroom
- 2 - One Bedroom



Stated dimensions are measured to the exterior boundaries of the exterior walls and the centerline of interior demising walls and in fact vary from the dimensions that would be determined by using the description and definition of the "Unit" set forth in the Declaration (which generally only includes the interior airspace between the perimeter walls and includes interior structural components). For your reference, the area of the Unit, determined in accordance with those defined unit boundaries, is Note that measurements of rooms set forth on this floor plan are generally taken at the greatest points of each given room (as if the room were a perfect rectangle), without regard for any cutouts. Accordingly, the area of the actual room will typically be smaller than the product obtained by multiplying the stated length times width. All dimensions are approximate and may vary with actual construction, and all floor plans and development plans are subject to change.

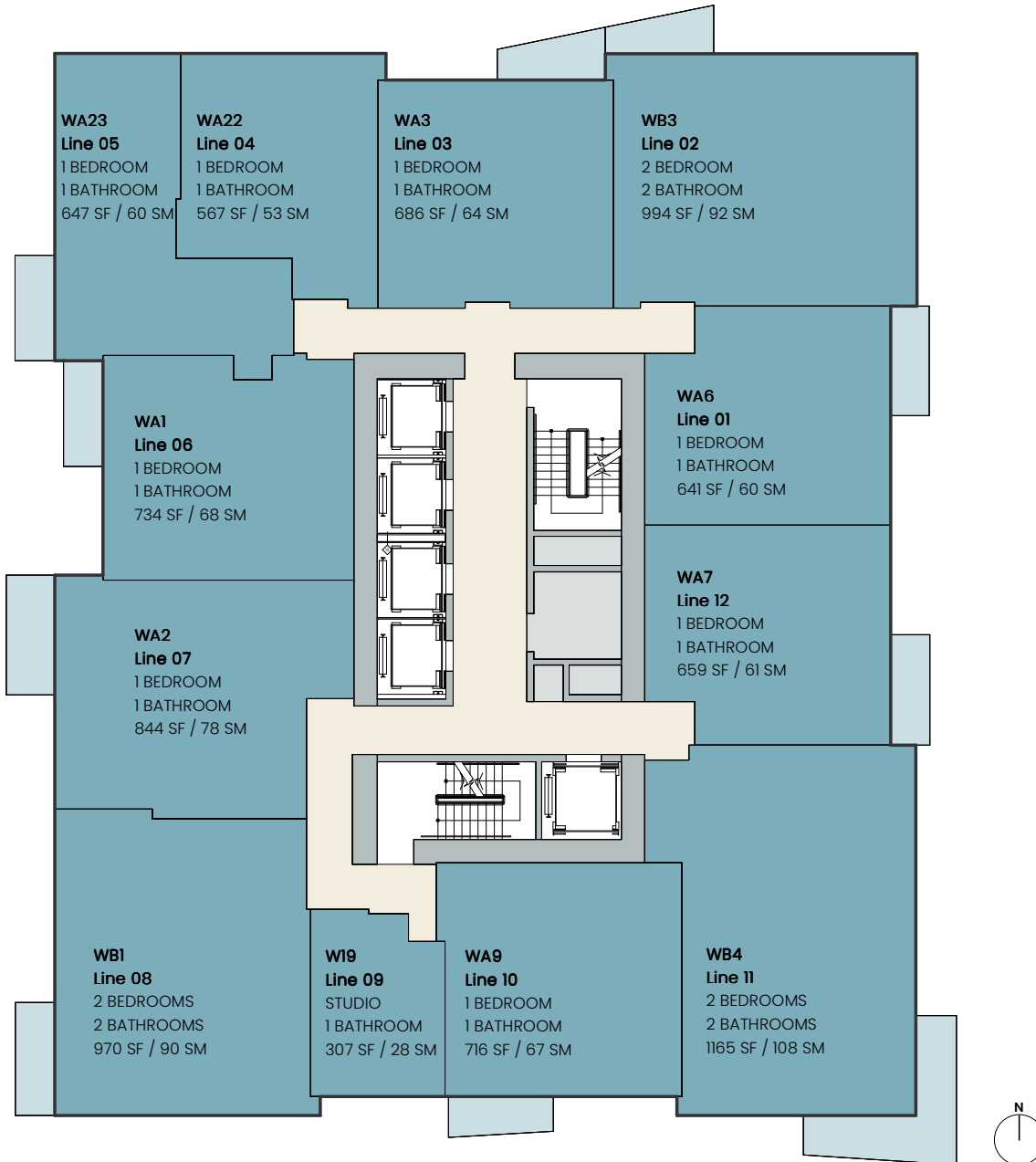
FLOORS

11-15

(no 13th Floor)

Unit Counts

- 1 - Studios
- 8 - One Bedroom
- 3 - Two Bedroom



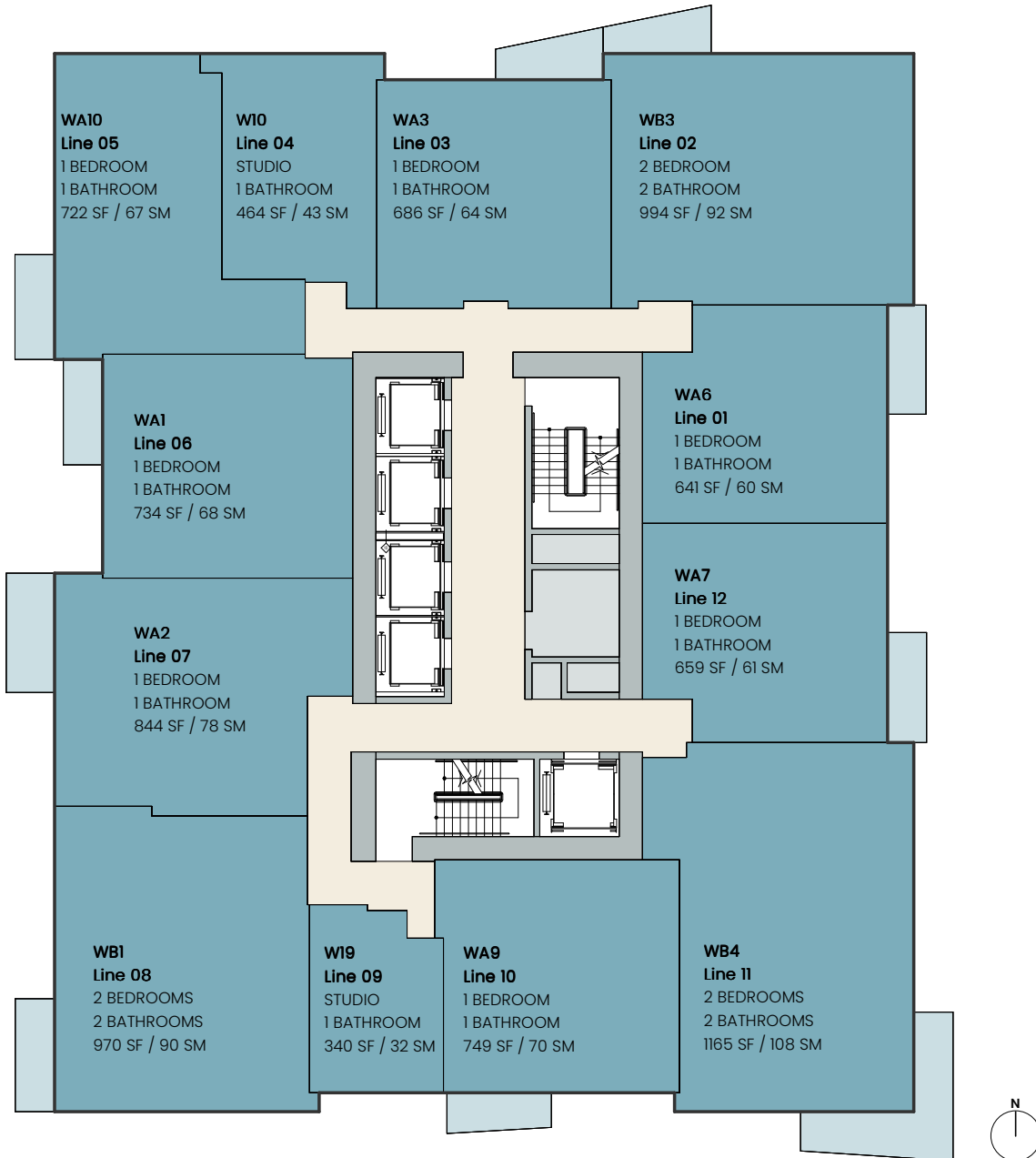
ⓘ Stated dimensions are measured to the exterior boundaries of the exterior walls and the centerline of interior demising walls and in fact vary from the dimensions that would be determined by using the description and definition of the "Unit" set forth in the Declaration (which generally only includes the interior airspace between the perimeter walls and includes interior structural components). For your reference, the area of the Unit, determined in accordance with those defined unit boundaries, is Note that measurements of rooms set forth on this floor plan are generally taken at the greatest points of each given room (as if the room were a perfect rectangle), without regard for any cutouts. Accordingly, the area of the actual room will typically be smaller than the product obtained by multiplying the stated length times width. All dimensions are approximate and may vary with actual construction, and all floor plans and development plans are subject to change.

FLOORS

16-41

Unit Counts

- 2 - Studios
- 7 - One Bedroom
- 3 - Two Bedroom



Stated dimensions are measured to the exterior boundaries of the exterior walls and the centerline of interior demising walls and in fact vary from the dimensions that would be determined by using the description and definition of the "Unit" set forth in the Declaration (which generally only includes the interior airspace between the perimeter walls and includes interior structural components). For your reference, the area of the Unit, determined in accordance with those defined unit boundaries, is Note that measurements of rooms set forth on this floor plan are generally taken at the greatest points of each given room (as if the room were a perfect rectangle), without regard for any cutouts. Accordingly, the area of the actual room will typically be smaller than the product obtained by multiplying the stated length times width. All dimensions are approximate and may vary with actual construction, and all floor plans and development plans are subject to change.