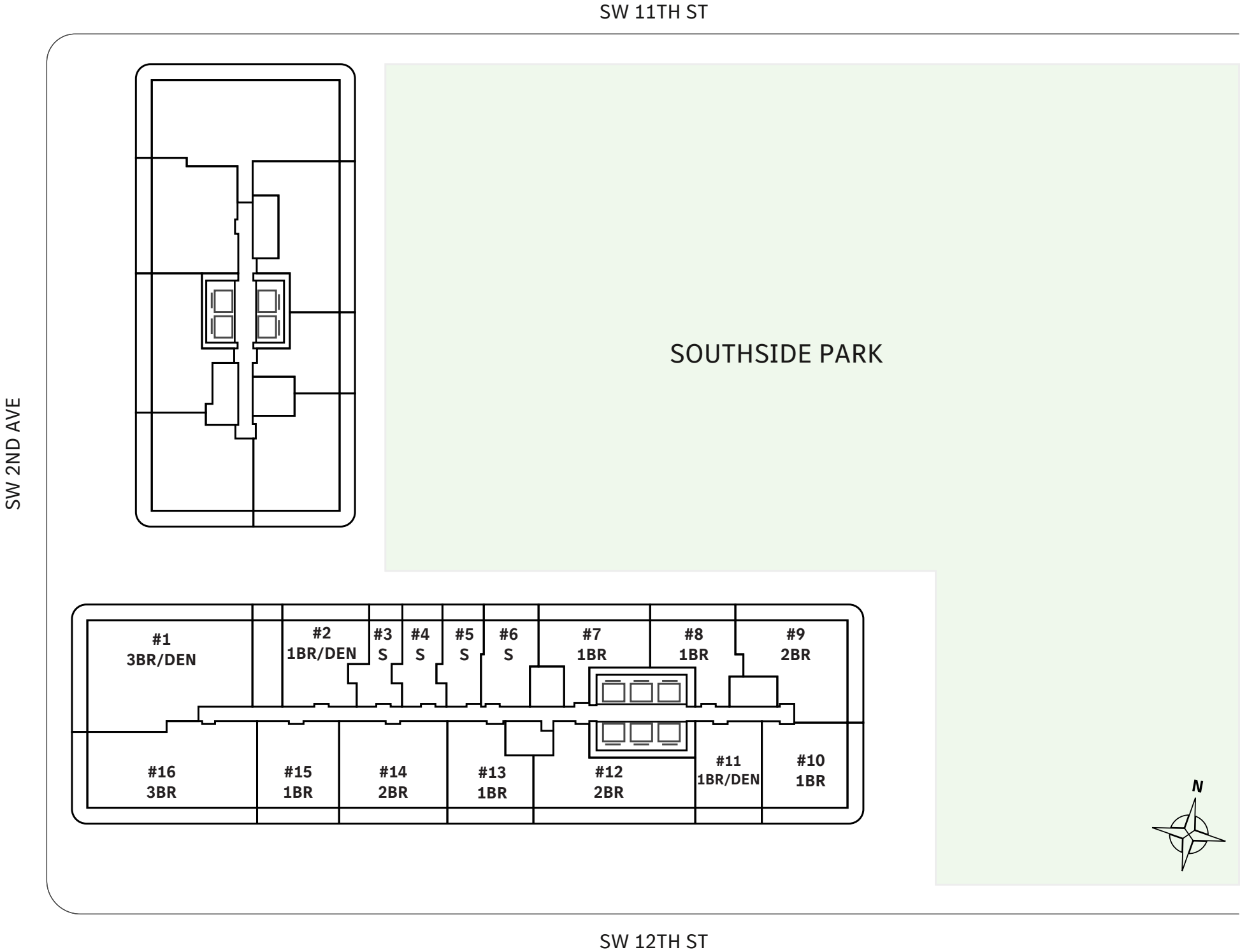
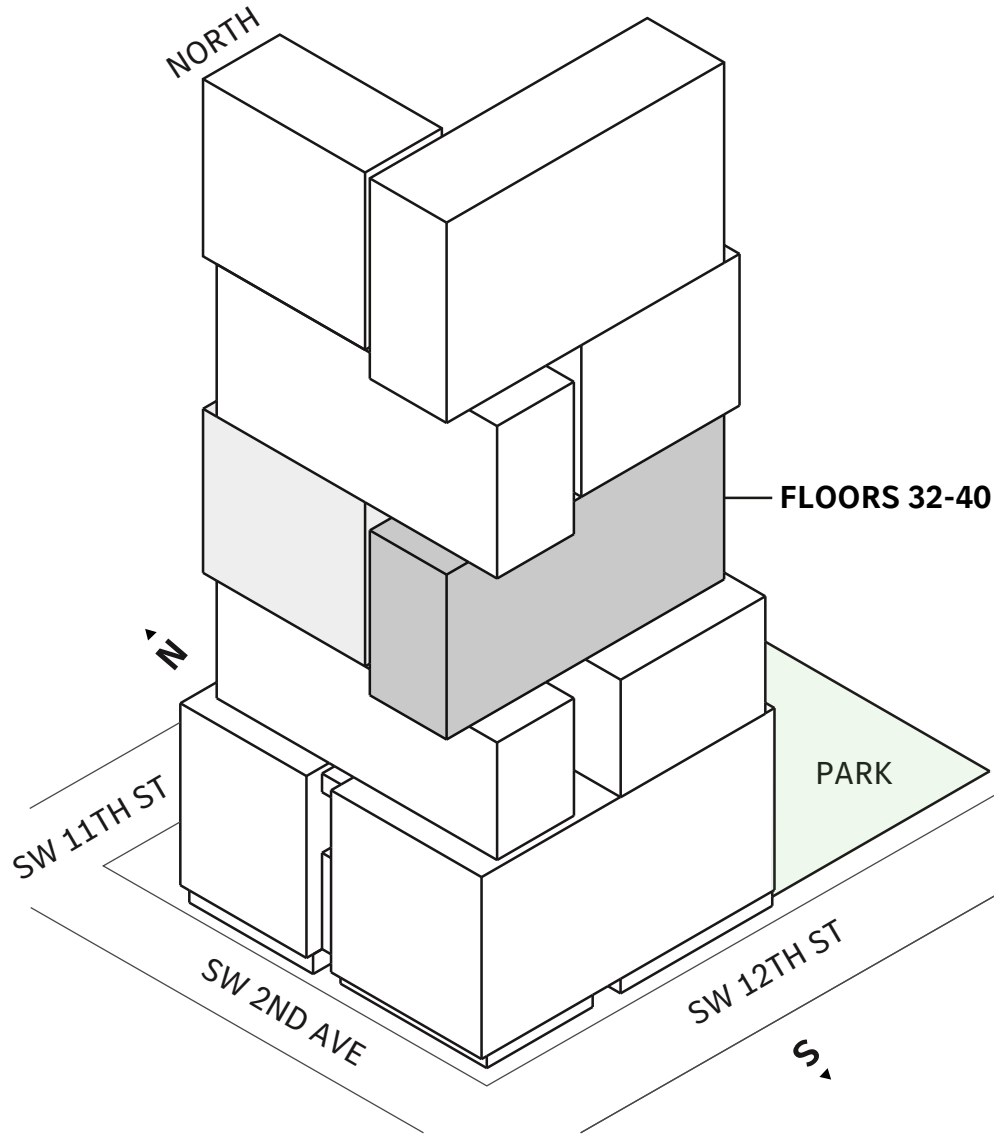




TIER 3 RESIDENCES FLOORS 32-40



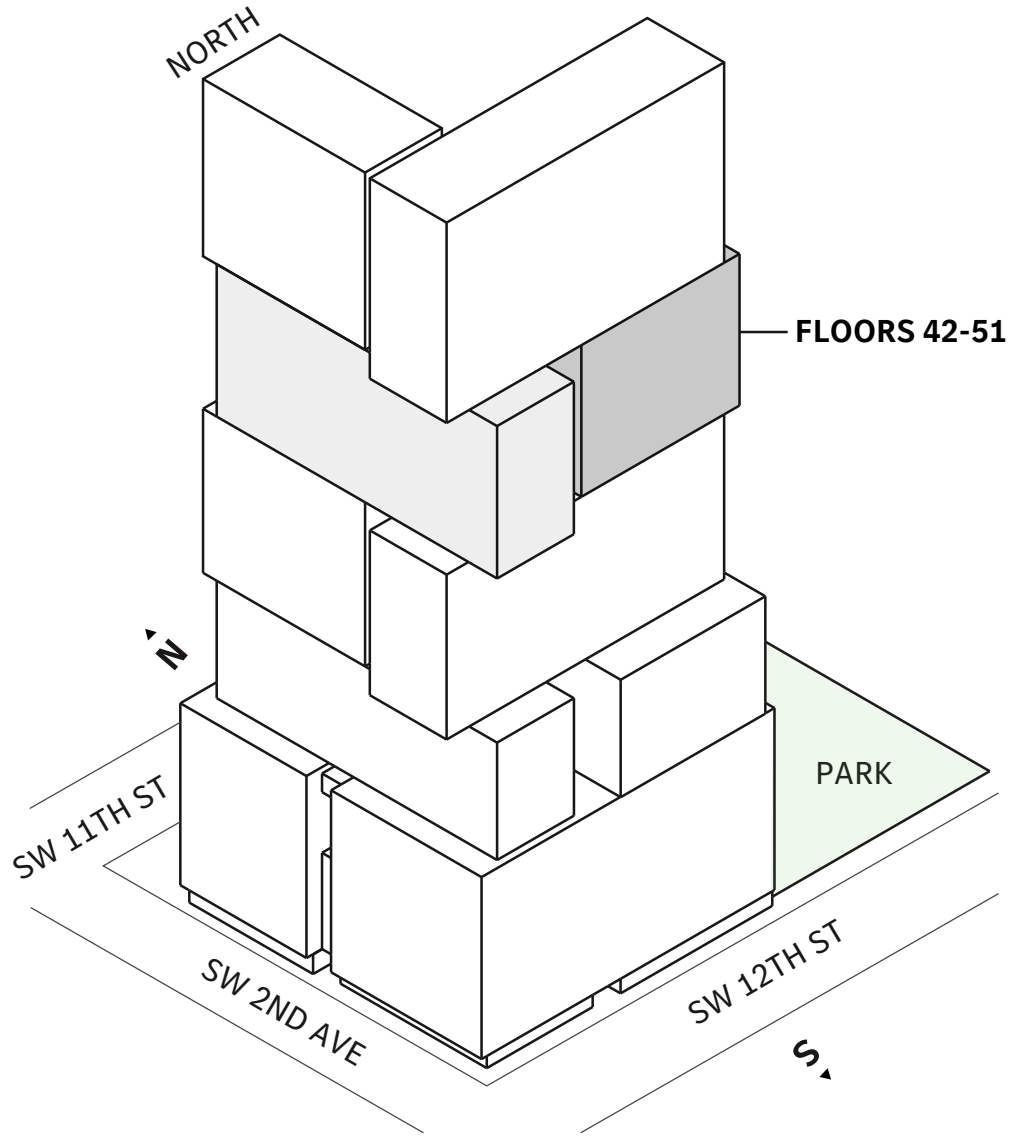
MIAMI.MERCEDESBNZPLACES.COM

Developed by JDS DEVELOPMENT GROUP
Exclusive Sales & Marketing by SERHANT. NEW DEVELOPMENT.

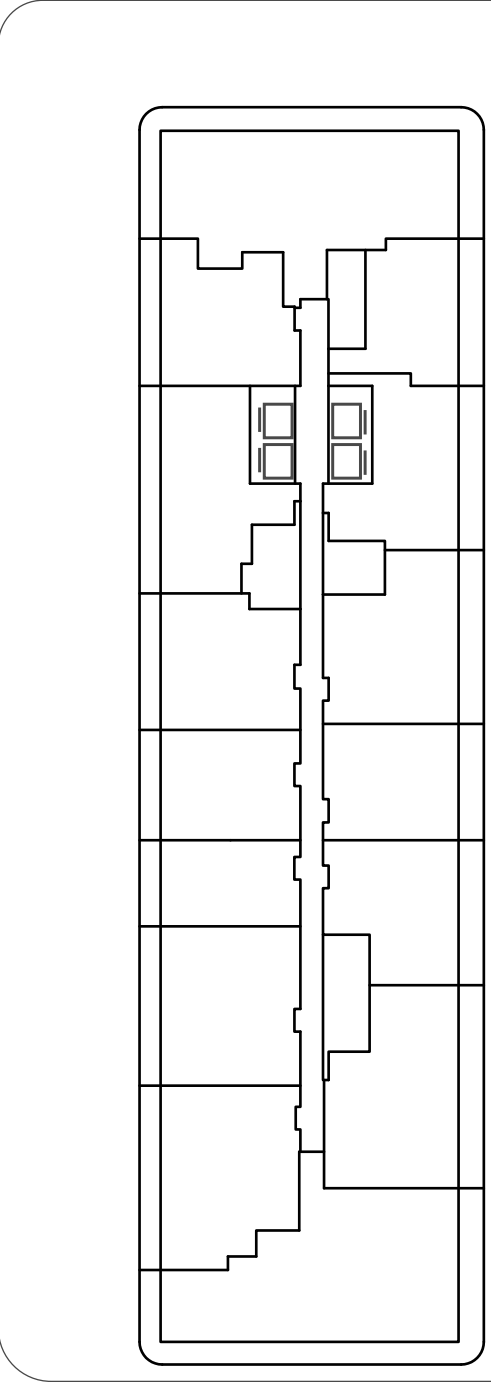
STATED DIMENSIONS ARE MEASURED TO THE EXTERIOR BOUNDARIES OF THE EXTERIOR WALLS AND THE CENTERLINE OF INTERIOR DEMISING WALLS AND IN FACT VARY FROM THE DIMENSIONS THAT WOULD BE DETERMINED BY USING THE DESCRIPTION AND DEFINITION OF THE "UNIT" SET FORTH IN THE DECLARATION (WHICH GENERALLY ONLY INCLUDES THE INTERIOR AIRSPACE BETWEEN THE PERIMETER WALLS AND EXCLUDES INTERIOR STRUCTURAL COMPONENTS). FOR YOUR REFERENCE, THE AREA OF THE UNIT, DETERMINED IN ACCORDANCE WITH THOSE DEFINED UNIT BOUNDARIES, IS SET FORTH IN EXHIBIT 3 TO THE DECLARATION OF THE CONDOMINIUM. NOTE THAT MEASUREMENTS OF ROOMS SET FORTH ON THIS FLOOR PLAN ARE GENERALLY TAKEN AT THE GREATEST POINTS OF EACH GIVEN ROOM (AS IF THE ROOM WERE A PERFECT RECTANGLE), WITHOUT REGARD FOR ANY CUTOUTS. ACCORDINGLY, THE AREA OF THE ACTUAL ROOM WILL TYPICALLY BE SMALLER THAN THE PRODUCT OBTAINED BY MULTIPLYING THE STATED LENGTH TIMES WIDTH. ALL DIMENSIONS ARE APPROXIMATE AND MAY VARY WITH ACTUAL CONSTRUCTION, AND ALL FLOOR PLANS AND DEVELOPMENT PLANS ARE SUBJECT TO CHANGE.



TIER 4 RESIDENCES FLOORS 42-51



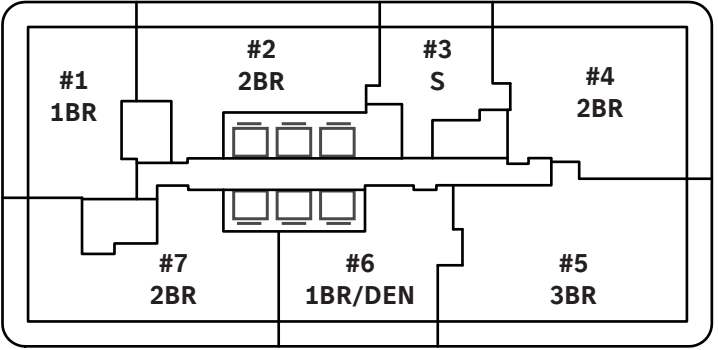
SW 2ND AVE



SW 11TH ST



SOUTHSIDE PARK



SW 12TH ST

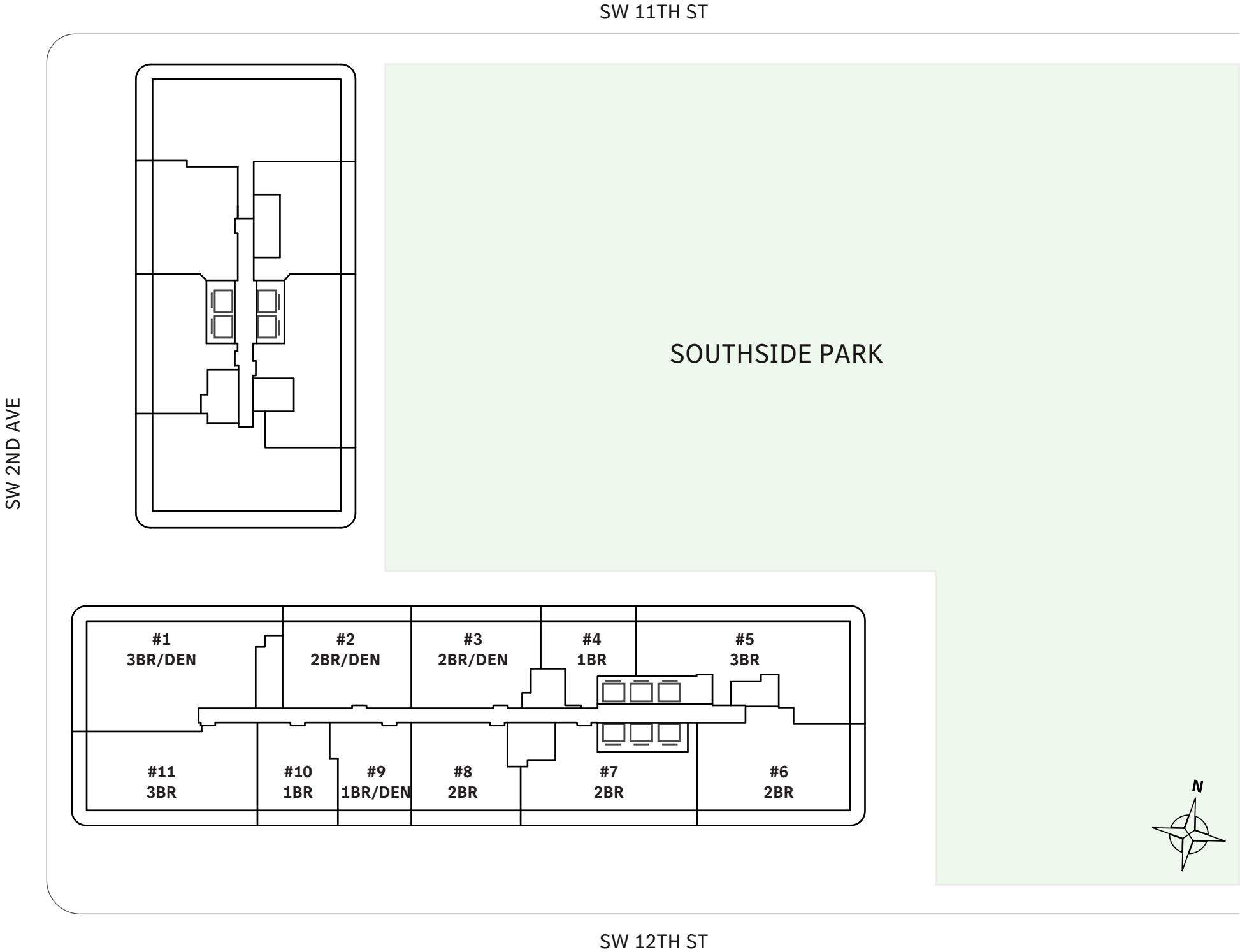
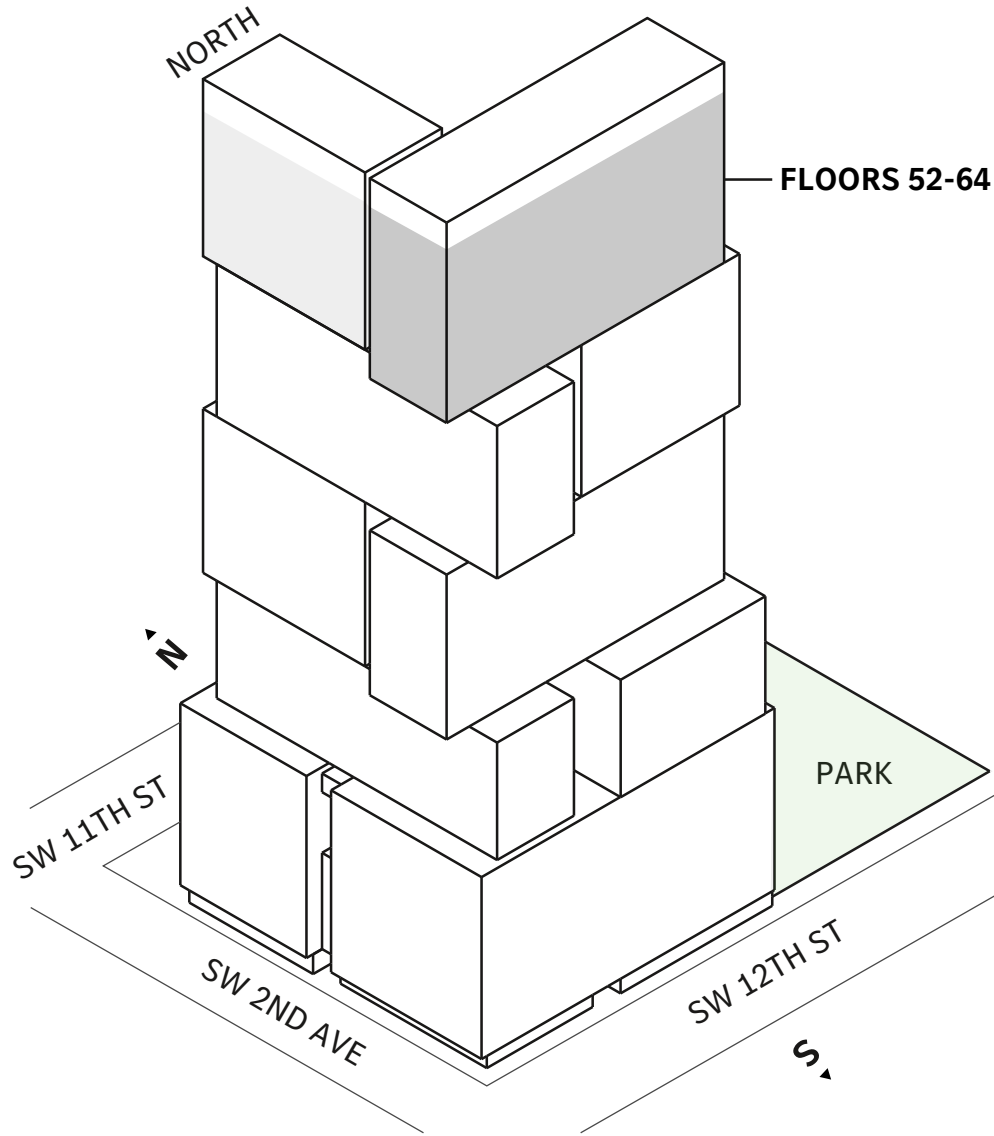
MIAMI.MERCEDESBNZPLACES.COM

Developed by JDS DEVELOPMENT GROUP
Exclusive Sales & Marketing by SERHANT. NEW DEVELOPMENT.

STATED DIMENSIONS ARE MEASURED TO THE EXTERIOR BOUNDARIES OF THE EXTERIOR WALLS AND THE CENTERLINE OF INTERIOR DEMISING WALLS AND IN FACT VARY FROM THE DIMENSIONS THAT WOULD BE DETERMINED BY USING THE DESCRIPTION AND DEFINITION OF THE "UNIT" SET FORTH IN THE DECLARATION (WHICH GENERALLY ONLY INCLUDES THE INTERIOR AIRSPACE BETWEEN THE PERIMETER WALLS AND EXCLUDES INTERIOR STRUCTURAL COMPONENTS). FOR YOUR REFERENCE, THE AREA OF THE UNIT, DETERMINED IN ACCORDANCE WITH THOSE DEFINED UNIT BOUNDARIES, IS SET FORTH IN EXHIBIT 3 TO THE DECLARATION OF THE CONDOMINIUM. NOTE THAT MEASUREMENTS OF ROOMS SET FORTH ON THIS FLOOR PLAN ARE GENERALLY TAKEN AT THE GREATEST POINTS OF EACH GIVEN ROOM (AS IF THE ROOM WERE A PERFECT RECTANGLE), WITHOUT REGARD FOR ANY CUTOUTS. ACCORDINGLY, THE AREA OF THE ACTUAL ROOM WILL TYPICALLY BE SMALLER THAN THE PRODUCT OBTAINED BY MULTIPLYING THE STATED LENGTH TIMES WIDTH. ALL DIMENSIONS ARE APPROXIMATE AND MAY VARY WITH ACTUAL CONSTRUCTION, AND ALL FLOOR PLANS AND DEVELOPMENT PLANS ARE SUBJECT TO CHANGE.



TIER 5 RESIDENCES FLOORS 52-64



MIAMI.MERCEDESBNZPLACES.COM

Developed by JDS DEVELOPMENT GROUP
Exclusive Sales & Marketing by SERHANT. NEW DEVELOPMENT.

STATED DIMENSIONS ARE MEASURED TO THE EXTERIOR BOUNDARIES OF THE EXTERIOR WALLS AND THE CENTERLINE OF INTERIOR DEMISING WALLS AND IN FACT VARY FROM THE DIMENSIONS THAT WOULD BE DETERMINED BY USING THE DESCRIPTION AND DEFINITION OF THE "UNIT" SET FORTH IN THE DECLARATION (WHICH GENERALLY ONLY INCLUDES THE INTERIOR AIRSPACE BETWEEN THE PERIMETER WALLS AND EXCLUDES INTERIOR STRUCTURAL COMPONENTS). FOR YOUR REFERENCE, THE AREA OF THE UNIT, DETERMINED IN ACCORDANCE WITH THOSE DEFINED UNIT BOUNDARIES, IS SET FORTH IN EXHIBIT 3 TO THE DECLARATION OF THE CONDOMINIUM. NOTE THAT MEASUREMENTS OF ROOMS SET FORTH ON THIS FLOOR PLAN ARE GENERALLY TAKEN AT THE GREATEST POINTS OF EACH GIVEN ROOM (AS IF THE ROOM WERE A PERFECT RECTANGLE), WITHOUT REGARD FOR ANY CUTOUTS. ACCORDINGLY, THE AREA OF THE ACTUAL ROOM WILL TYPICALLY BE SMALLER THAN THE PRODUCT OBTAINED BY MULTIPLYING THE STATED LENGTH TIMES WIDTH. ALL DIMENSIONS ARE APPROXIMATE AND MAY VARY WITH ACTUAL CONSTRUCTION, AND ALL FLOOR PLANS AND DEVELOPMENT PLANS ARE SUBJECT TO CHANGE.



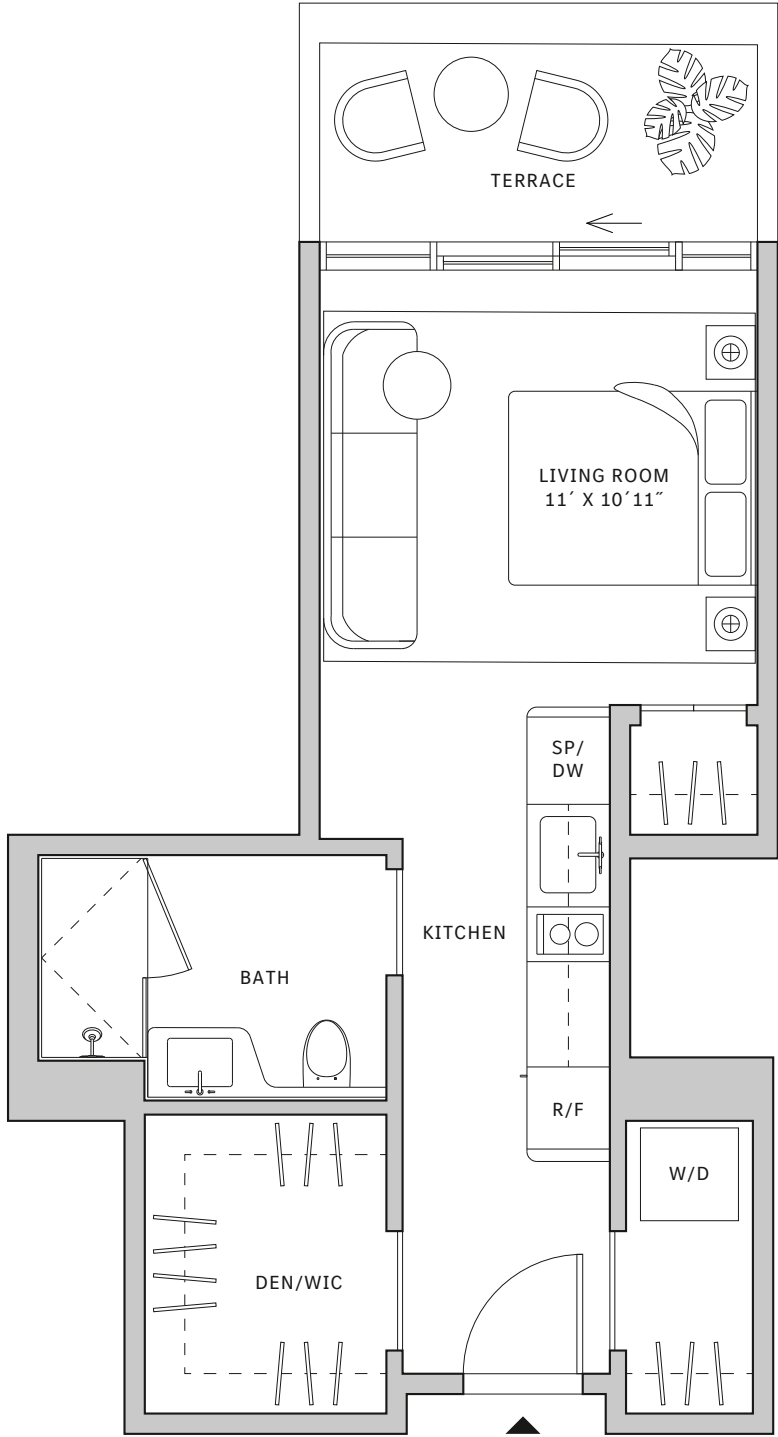
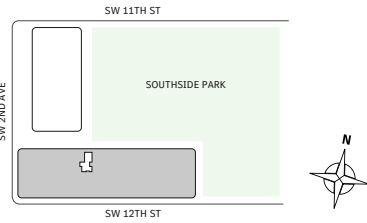
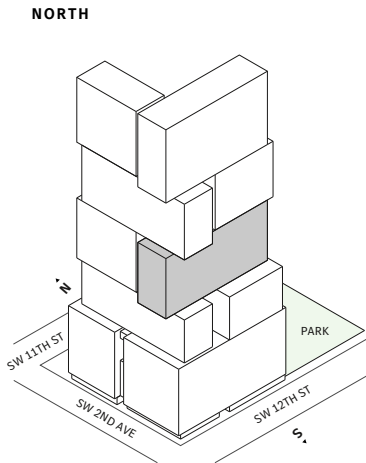
Residence 03

FLOORS 32-40

- ↗ South Tower
- ↗ Studio
- ↗ 1 Bathroom
- ↗ Private Terrace
- ↗ Interior: 403 sq ft
- ↗ Terrace: 63 sq ft

FEATURES

- ↗ Studio residence with North exposure
- ↗ 10' floor-to-ceiling windows and sliding glass doors with direct access to 5' deep terrace



MIAMI.MERCEDESBNZPLACES.COM

Developed by JDS DEVELOPMENT GROUP
 Exclusive Sales & Marketing by SERHANT. NEW DEVELOPMENT.



STATED DIMENSIONS ARE MEASURED TO THE EXTERIOR BOUNDARIES OF THE EXTERIOR WALLS AND THE CENTERLINE OF INTERIOR DEMISING WALLS AND IN FACT VARY FROM THE DIMENSIONS THAT WOULD BE DETERMINED BY USING THE DESCRIPTION AND DEFINITION OF THE "UNIT" SET FORTH IN THE DECLARATION (WHICH GENERALLY ONLY INCLUDES THE INTERIOR AIRSPACE BETWEEN THE PERIMETER WALLS AND EXCLUDES INTERIOR STRUCTURAL COMPONENTS). FOR YOUR REFERENCE, THE AREA OF THE UNIT, DETERMINED IN ACCORDANCE WITH THOSE DEFINED UNIT BOUNDARIES, IS SET FORTH IN EXHIBIT 3 TO THE DECLARATION OF THE CONDOMINIUM. NOTE THAT MEASUREMENTS OF ROOMS SET FORTH ON THIS FLOOR PLAN ARE GENERALLY TAKEN AT THE GREATEST POINTS OF EACH GIVEN ROOM (AS IF THE ROOM WERE A PERFECT RECTANGLE), WITHOUT REGARD FOR ANY CUTOUTS. ACCORDINGLY, THE AREA OF THE ACTUAL ROOM WILL TYPICALLY BE SMALLER THAN THE PRODUCT OBTAINED BY MULTIPLYING THE STATED LENGTH TIMES WIDTH. ALL DIMENSIONS ARE APPROXIMATE AND MAY VARY WITH ACTUAL CONSTRUCTION, AND ALL FLOOR PLANS AND DEVELOPMENT PLANS ARE SUBJECT TO CHANGE.



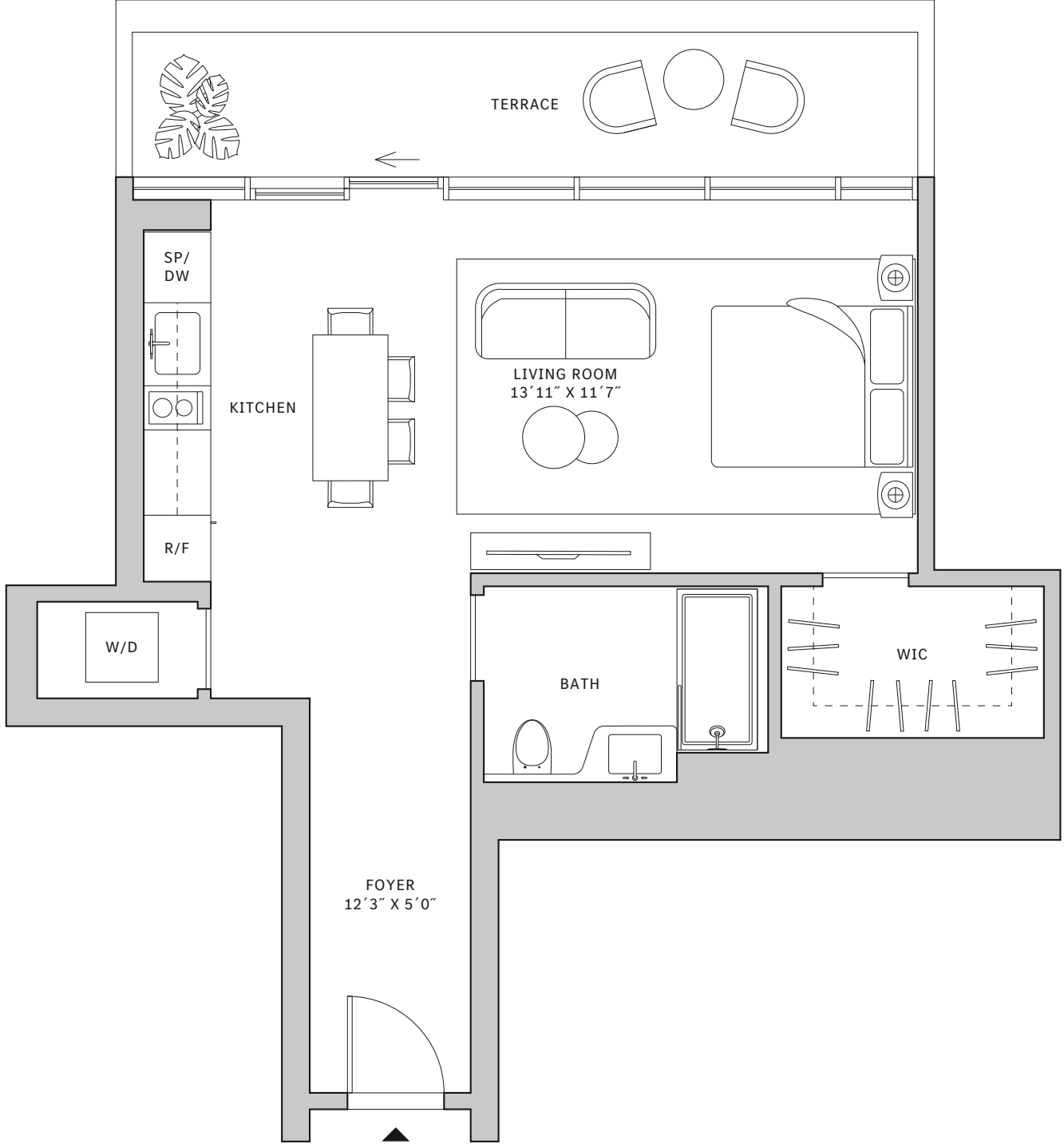
Residence 03

FLOORS 42-51

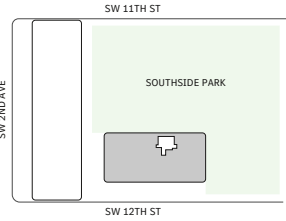
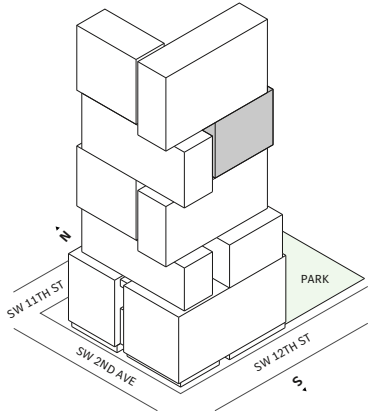
- ↗ South Tower
- ↗ Studio
- ↗ 1 Bathroom
- ↗ Interior: 622 sq ft
- ↗ Terrace: 156 sq ft

FEATURES

- ↗ Studio residence with North exposure
- ↗ 10' floor-to-ceiling windows and sliding glass doors with direct access to 5' deep terraces

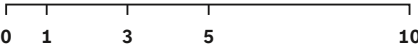


NORTH



MIAMI.MERCEDESBNZPLACES.COM

Developed by JDS DEVELOPMENT GROUP
 Exclusive Sales & Marketing by SERHANT. NEW DEVELOPMENT.



STATED DIMENSIONS ARE MEASURED TO THE EXTERIOR BOUNDARIES OF THE EXTERIOR WALLS AND THE CENTERLINE OF INTERIOR DEMISING WALLS AND IN FACT VARY FROM THE DIMENSIONS THAT WOULD BE DETERMINED BY USING THE DESCRIPTION AND DEFINITION OF THE "UNIT" SET FORTH IN THE DECLARATION (WHICH GENERALLY ONLY INCLUDES THE INTERIOR AIRSPACE BETWEEN THE PERIMETER WALLS AND EXCLUDES INTERIOR STRUCTURAL COMPONENTS). FOR YOUR REFERENCE, THE AREA OF THE UNIT, DETERMINED IN ACCORDANCE WITH THOSE DEFINED UNIT BOUNDARIES, IS SET FORTH IN EXHIBIT 3 TO THE DECLARATION OF THE CONDOMINIUM. NOTE THAT MEASUREMENTS OF ROOMS SET FORTH ON THIS FLOOR PLAN ARE GENERALLY TAKEN AT THE GREATEST POINTS OF EACH GIVEN ROOM (AS IF THE ROOM WERE A PERFECT RECTANGLE), WITHOUT REGARD FOR ANY CUTOUTS. ACCORDINGLY, THE AREA OF THE ACTUAL ROOM WILL TYPICALLY BE SMALLER THAN THE PRODUCT OBTAINED BY MULTIPLYING THE STATED LENGTH TIMES WIDTH. ALL DIMENSIONS ARE APPROXIMATE AND MAY VARY WITH ACTUAL CONSTRUCTION, AND ALL FLOOR PLANS AND DEVELOPMENT PLANS ARE SUBJECT TO CHANGE.



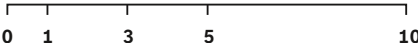
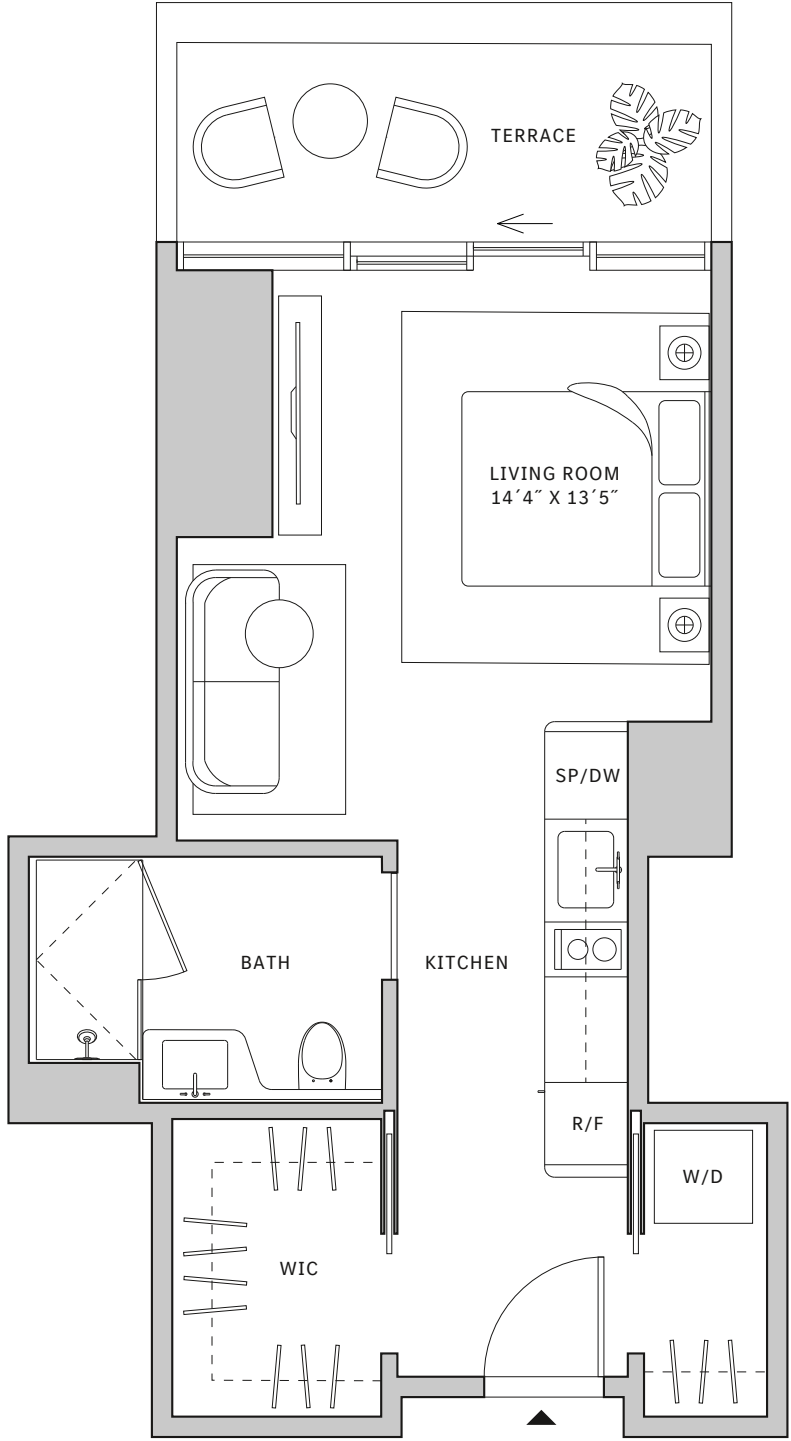
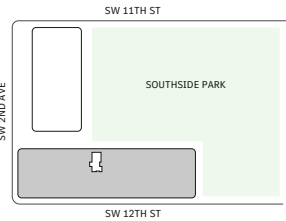
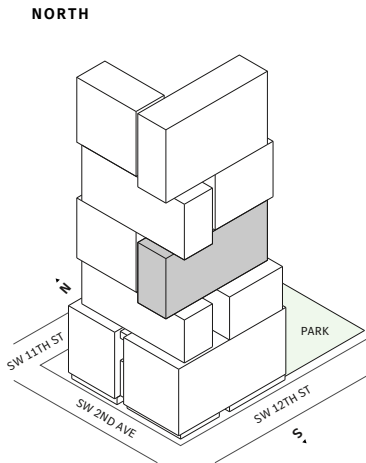
Residence 04

FLOORS 32-40

- ↗ South Tower
- ↗ Studio
- ↗ 1 Bathroom
- ↗ Interior: 440 sq ft
- ↗ Terrace: 76 sq ft

FEATURES

- ↗ Studio residence with North exposure
- ↗ 10' floor-to-ceiling windows and sliding glass doors with direct access to 5' deep terrace



MIAMI.MERCEDESBNZPLACES.COM

Developed by JDS DEVELOPMENT GROUP
 Exclusive Sales & Marketing by SERHANT. NEW DEVELOPMENT.

STATED DIMENSIONS ARE MEASURED TO THE EXTERIOR BOUNDARIES OF THE EXTERIOR WALLS AND THE CENTERLINE OF INTERIOR DEMISING WALLS AND IN FACT VARY FROM THE DIMENSIONS THAT WOULD BE DETERMINED BY USING THE DESCRIPTION AND DEFINITION OF THE "UNIT" SET FORTH IN THE DECLARATION (WHICH GENERALLY ONLY INCLUDES THE INTERIOR AIRSPACE BETWEEN THE PERIMETER WALLS AND EXCLUDES INTERIOR STRUCTURAL COMPONENTS). FOR YOUR REFERENCE, THE AREA OF THE UNIT, DETERMINED IN ACCORDANCE WITH THOSE DEFINED UNIT BOUNDARIES, IS SET FORTH IN EXHIBIT 3 TO THE DECLARATION OF THE CONDOMINIUM. NOTE THAT MEASUREMENTS OF ROOMS SET FORTH ON THIS FLOOR PLAN ARE GENERALLY TAKEN AT THE GREATEST POINTS OF EACH GIVEN ROOM (AS IF THE ROOM WERE A PERFECT RECTANGLE), WITHOUT REGARD FOR ANY CUTOUTS. ACCORDINGLY, THE AREA OF THE ACTUAL ROOM WILL TYPICALLY BE SMALLER THAN THE PRODUCT OBTAINED BY MULTIPLYING THE STATED LENGTH TIMES WIDTH. ALL DIMENSIONS ARE APPROXIMATE AND MAY VARY WITH ACTUAL CONSTRUCTION, AND ALL FLOOR PLANS AND DEVELOPMENT PLANS ARE SUBJECT TO CHANGE.



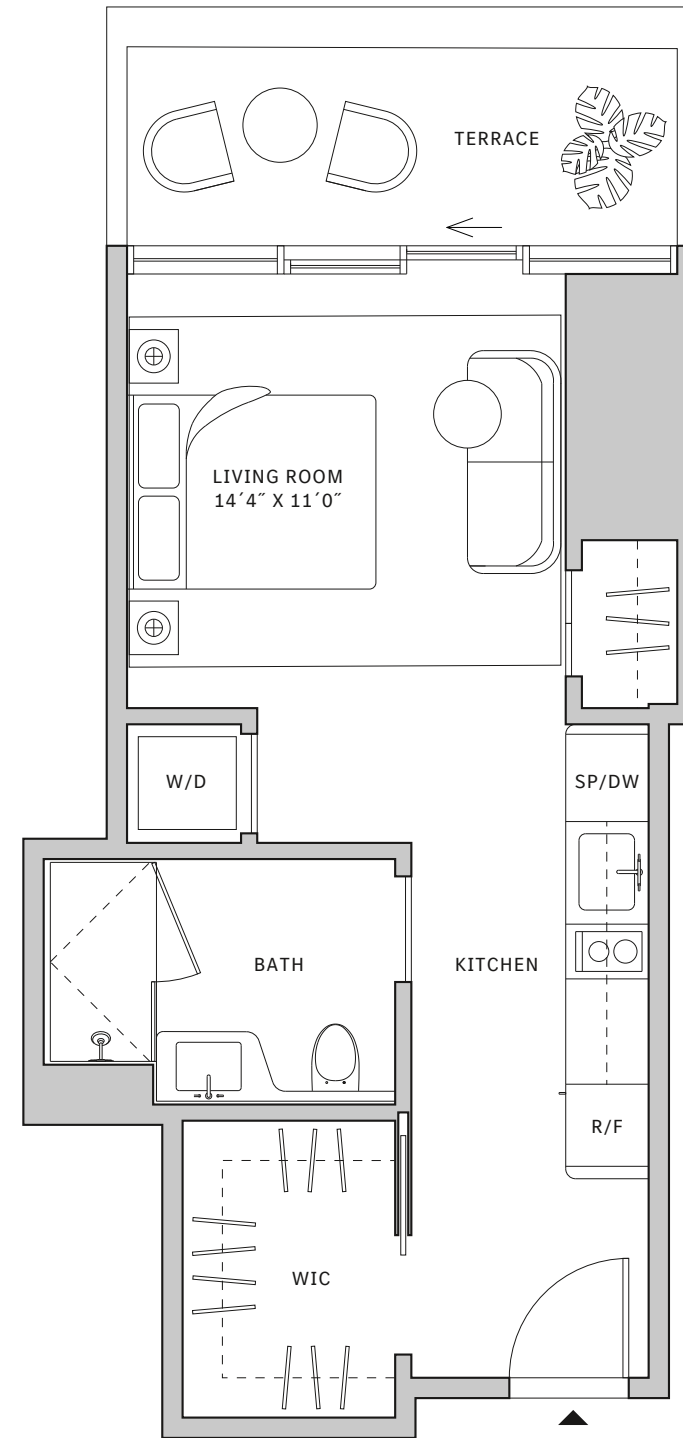
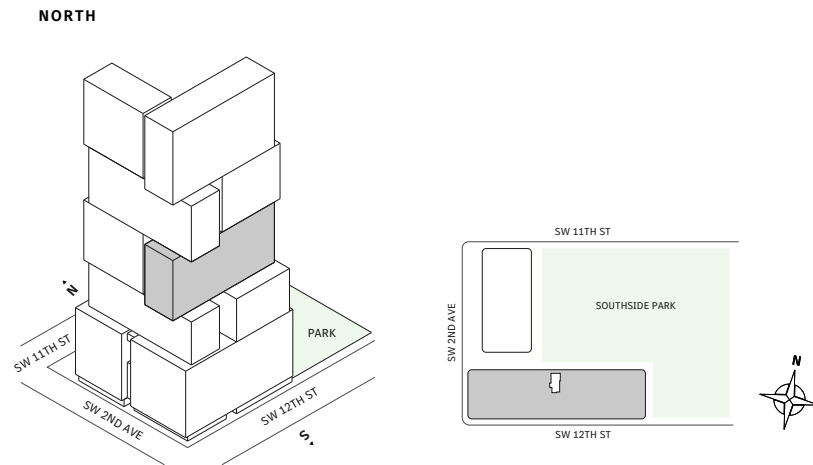
Residence 05

FLOORS 32-40

- ↗ South Tower
- ↗ Studio
- ↗ 1 Bathroom
- ↗ Interior: 419 sq ft
- ↗ Terrace: 79 sq ft

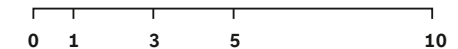
FEATURES

- ↗ Studio residence with North exposure
- ↗ 10' floor-to-ceiling windows and sliding glass doors with direct access to 5' deep terrace



MIAMI.MERCEDESBNZPLACES.COM

Developed by JDS DEVELOPMENT GROUP
 Exclusive Sales & Marketing by SERHANT. NEW DEVELOPMENT.





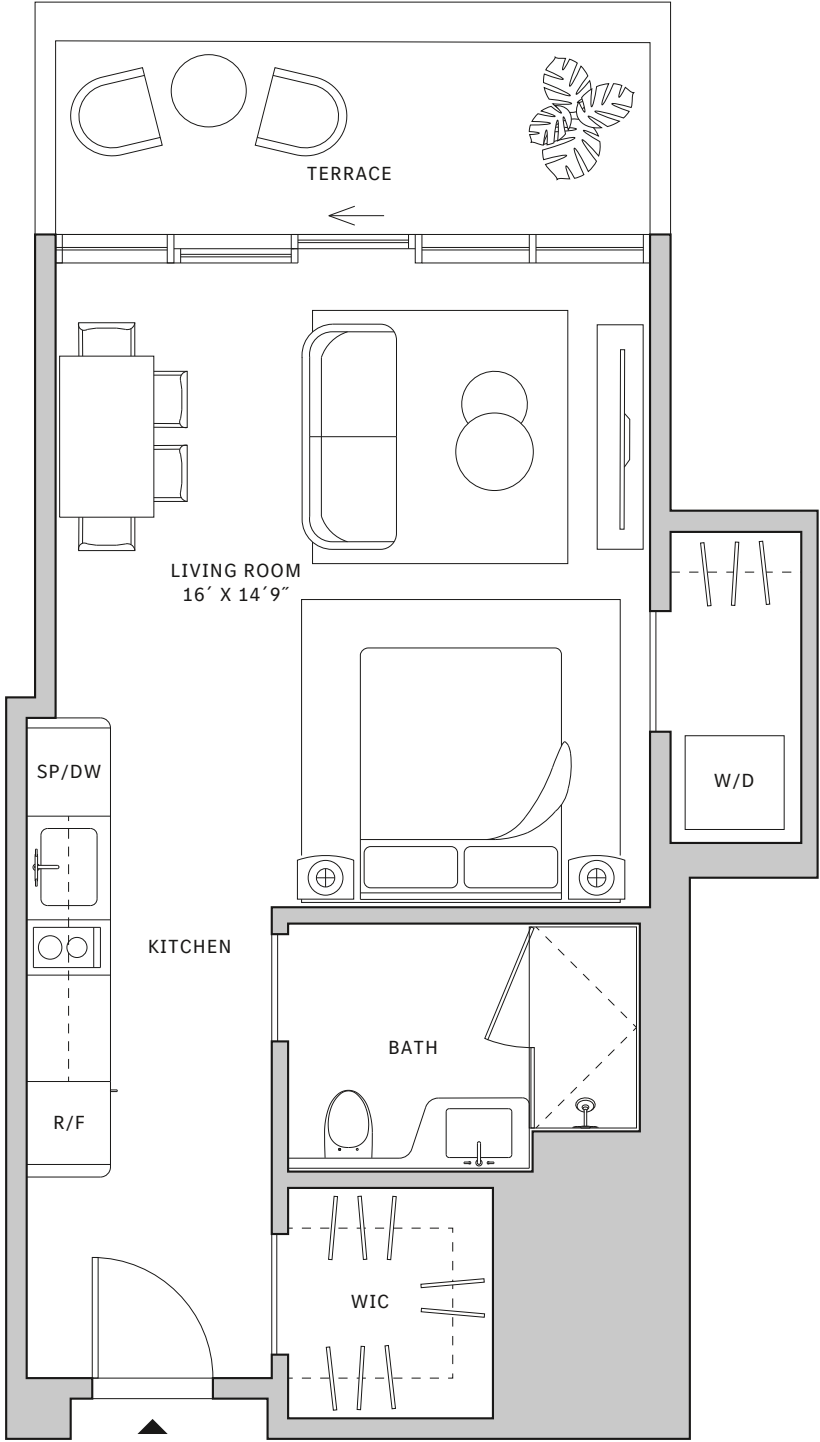
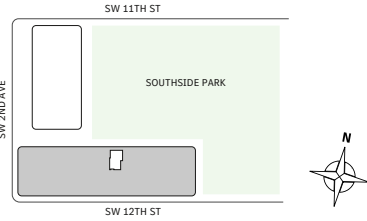
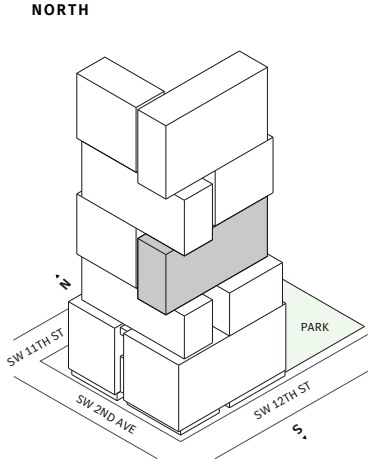
Residence 06

FLOORS 32-40

- ⌘ South Tower
- ⌘ Studio
- ⌘ 1 Bathroom
- ⌘ Interior: 518 sq ft
- ⌘ Terrace: 105 sq ft

FEATURES

- ⌘ Studio residence with North exposure
- ⌘ 10' floor-to-ceiling windows and sliding glass doors with direct access to 5' deep terrace



MIAMI.MERCEDESBNZPLACES.COM

Developed by JDS DEVELOPMENT GROUP
 Exclusive Sales & Marketing by SERHANT. NEW DEVELOPMENT.



STATED DIMENSIONS ARE MEASURED TO THE EXTERIOR BOUNDARIES OF THE EXTERIOR WALLS AND THE CENTERLINE OF INTERIOR DEMISING WALLS AND IN FACT VARY FROM THE DIMENSIONS THAT WOULD BE DETERMINED BY USING THE DESCRIPTION AND DEFINITION OF THE "UNIT" SET FORTH IN THE DECLARATION (WHICH GENERALLY ONLY INCLUDES THE INTERIOR AIRSPACE BETWEEN THE PERIMETER WALLS AND EXCLUDES INTERIOR STRUCTURAL COMPONENTS). FOR YOUR REFERENCE, THE AREA OF THE UNIT, DETERMINED IN ACCORDANCE WITH THOSE DEFINED UNIT BOUNDARIES, IS SET FORTH IN EXHIBIT 3 TO THE DECLARATION OF THE CONDOMINIUM. NOTE THAT MEASUREMENTS OF ROOMS SET FORTH ON THIS FLOOR PLAN ARE GENERALLY TAKEN AT THE GREATEST POINTS OF EACH GIVEN ROOM (AS IF THE ROOM WERE A PERFECT RECTANGLE), WITHOUT REGARD FOR ANY CUTOUTS. ACCORDINGLY, THE AREA OF THE ACTUAL ROOM WILL TYPICALLY BE SMALLER THAN THE PRODUCT OBTAINED BY MULTIPLYING THE STATED LENGTH TIMES WIDTH. ALL DIMENSIONS ARE APPROXIMATE AND MAY VARY WITH ACTUAL CONSTRUCTION, AND ALL FLOOR PLANS AND DEVELOPMENT PLANS ARE SUBJECT TO CHANGE.



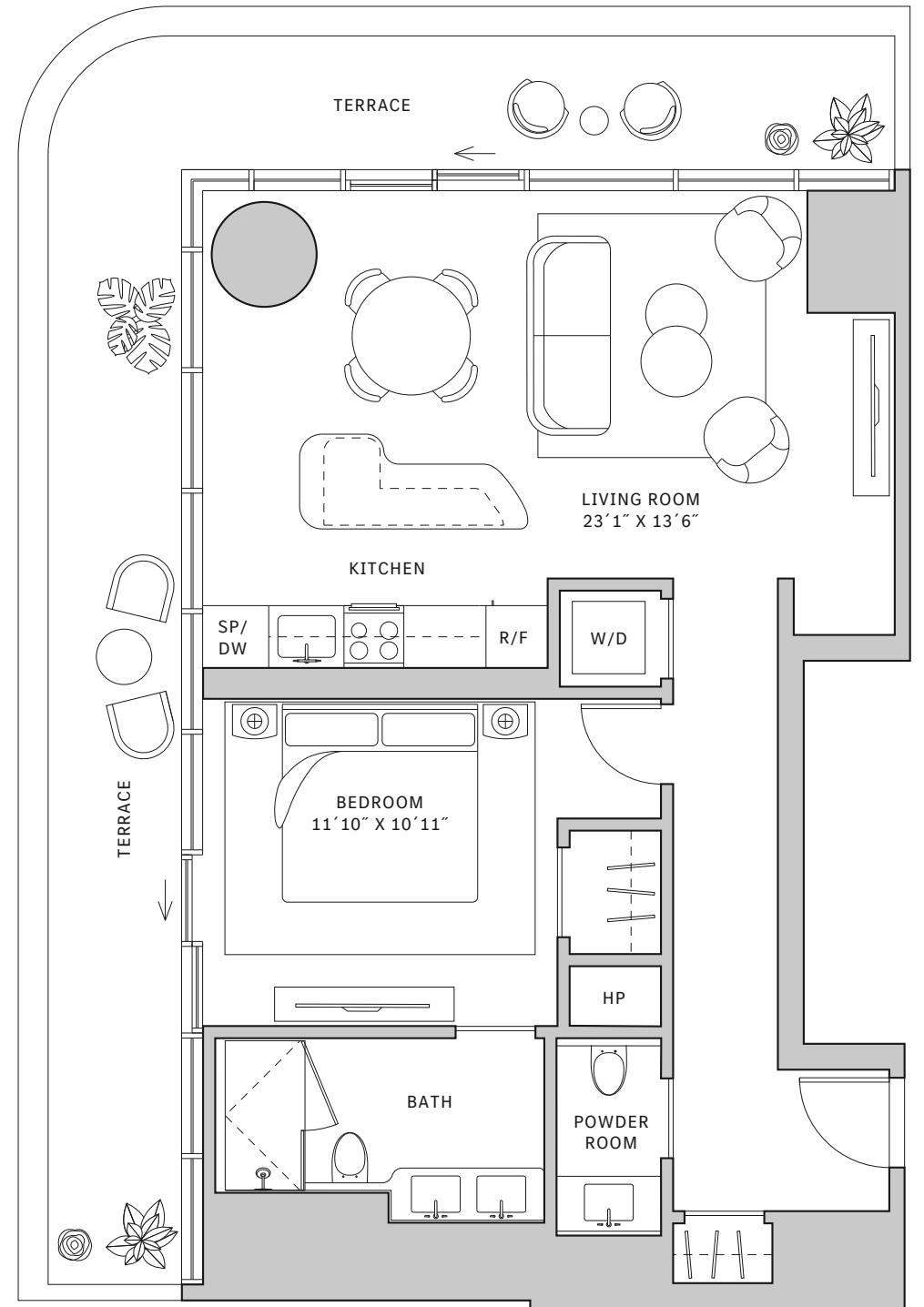
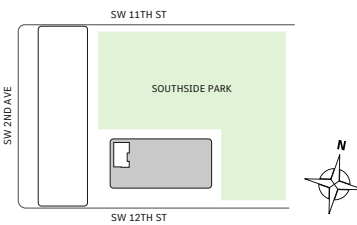
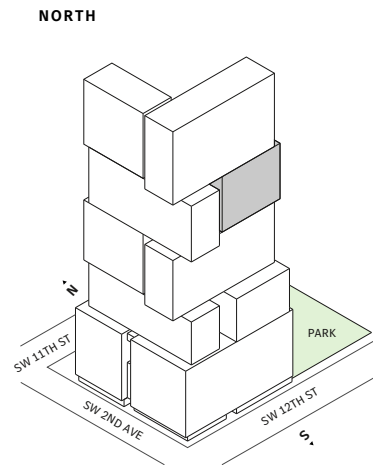
Residence 01

FLOORS 42-50

- ↗ South Tower
- ↗ 1 Bedroom
- ↗ 1 Bathroom
- ↗ 1 Powder Room
- ↗ Interior: 870 sq ft
- ↗ Terrace: 365 sq ft

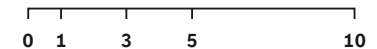
FEATURES

- ↗ Corner one-bedroom residence with panoramic West to North exposure
- ↗ 10' floor-to-ceiling windows and sliding glass doors with direct access to 5' deep wrap-around terraces



MIAMI.MERCEDESBNZPLACES.COM

Developed by JDS DEVELOPMENT GROUP
Exclusive Sales & Marketing by SERHANT. NEW DEVELOPMENT.





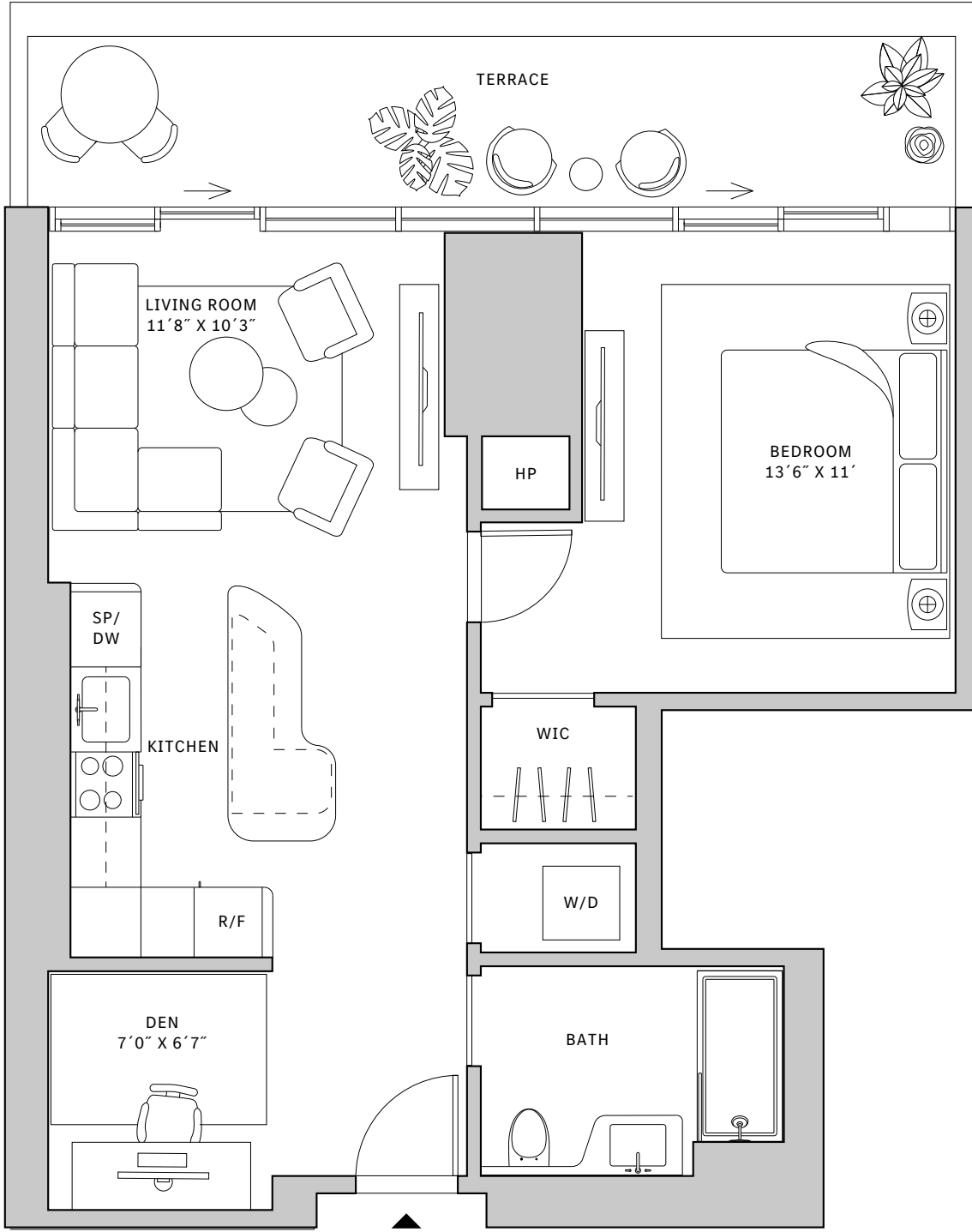
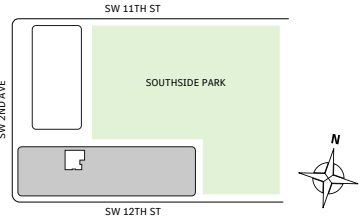
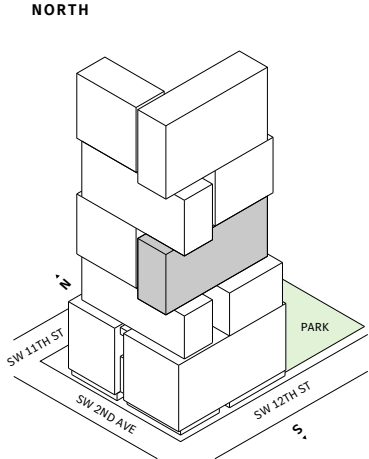
Residence 02

FLOORS 32-40

- ↗ South Tower
- ↗ 1 Bedroom
- ↗ 1 Bathroom
- ↗ 1 Den/Office
- ↗ Interior: 797 sq ft
- ↗ Terrace: 166 sq ft

FEATURES

- ↗ One bedroom residence with North exposure
- ↗ 10' floor-to-ceiling windows and sliding glass doors with direct access to 5' deep terrace



MIAMI.MERCEDESBNZPLACES.COM

Developed by JDS DEVELOPMENT GROUP
 Exclusive Sales & Marketing by SERHANT. NEW DEVELOPMENT.



STATED DIMENSIONS ARE MEASURED TO THE EXTERIOR BOUNDARIES OF THE EXTERIOR WALLS AND THE CENTERLINE OF INTERIOR DEMISING WALLS AND IN FACT VARY FROM THE DIMENSIONS THAT WOULD BE DETERMINED BY USING THE DESCRIPTION AND DEFINITION OF THE "UNIT" SET FORTH IN THE DECLARATION (WHICH GENERALLY ONLY INCLUDES THE INTERIOR AIRSPACE BETWEEN THE PERIMETER WALLS AND EXCLUDES INTERIOR STRUCTURAL COMPONENTS). FOR YOUR REFERENCE, THE AREA OF THE UNIT, DETERMINED IN ACCORDANCE WITH THOSE DEFINED UNIT BOUNDARIES, IS SET FORTH IN EXHIBIT 3 TO THE DECLARATION OF THE CONDOMINIUM. NOTE THAT MEASUREMENTS OF ROOMS SET FORTH ON THIS FLOOR PLAN ARE GENERALLY TAKEN AT THE GREATEST POINTS OF EACH GIVEN ROOM (AS IF THE ROOM WERE A PERFECT RECTANGLE), WITHOUT REGARD FOR ANY CUTOUTS. ACCORDINGLY, THE AREA OF THE ACTUAL ROOM WILL TYPICALLY BE SMALLER THAN THE PRODUCT OBTAINED BY MULTIPLYING THE STATED LENGTH TIMES WIDTH. ALL DIMENSIONS ARE APPROXIMATE AND MAY VARY WITH ACTUAL CONSTRUCTION, AND ALL FLOOR PLANS AND DEVELOPMENT PLANS ARE SUBJECT TO CHANGE.



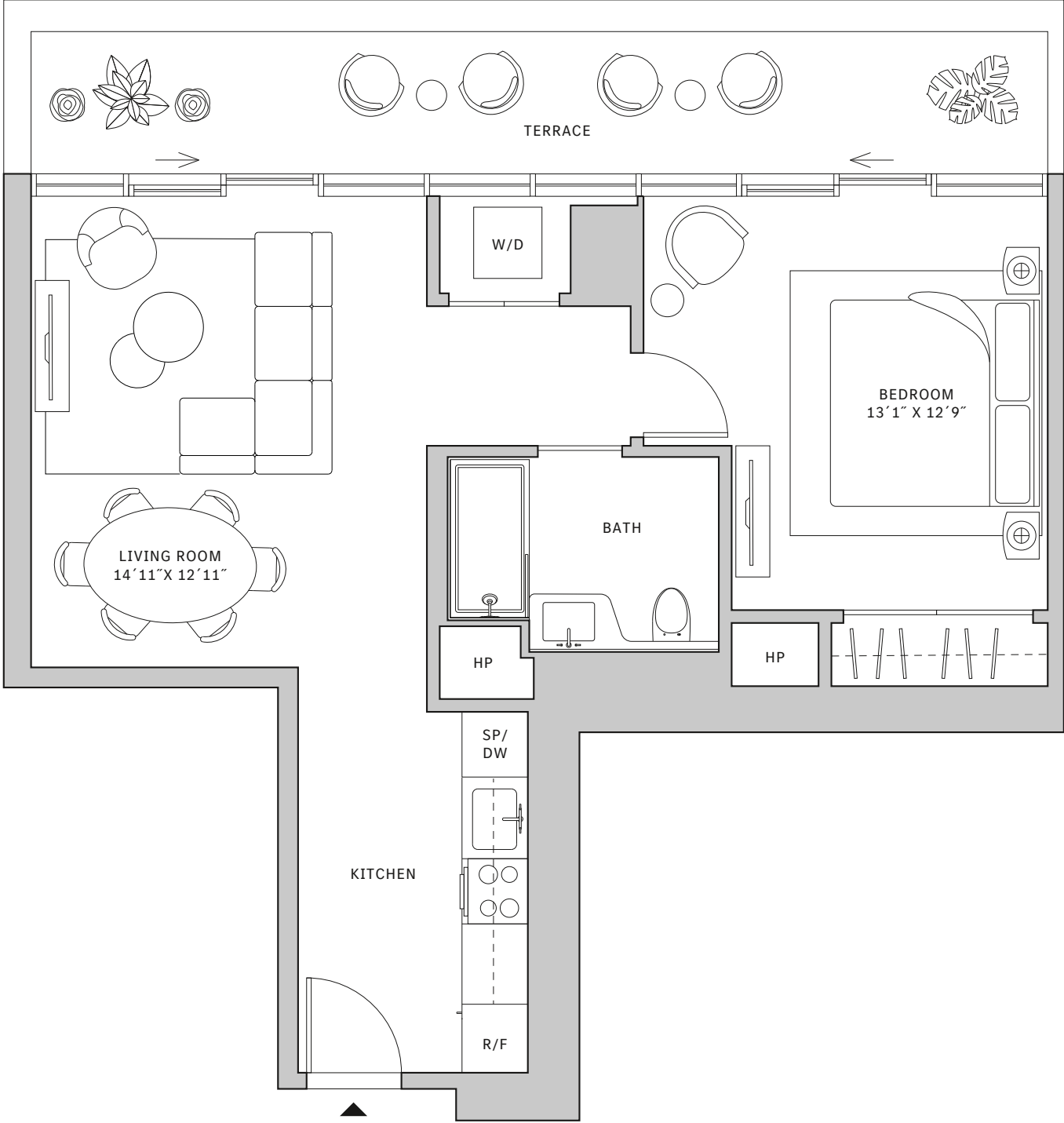
Residence 04

FLOOR 52

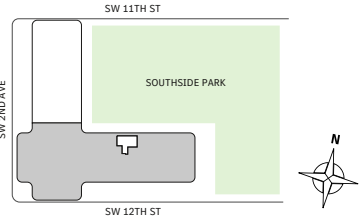
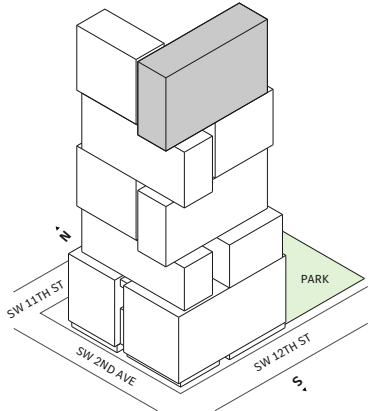
- ↗ South Tower
- ↗ 1 Bedroom
- ↗ 1 Bathroom
- ↗ Interior: 725 sq ft
- ↗ Terrace: 182 sq ft

FEATURES

- ↗ One bedroom residence with North exposure
- ↗ 10' floor-to-ceiling windows and sliding glass doors with direct access to 5' deep terraces

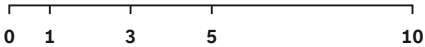


NORTH



MIAMI.MERCEDESBNZPLACES.COM

Developed by JDS DEVELOPMENT GROUP
 Exclusive Sales & Marketing by SERHANT. NEW DEVELOPMENT.



STATED DIMENSIONS ARE MEASURED TO THE EXTERIOR BOUNDARIES OF THE EXTERIOR WALLS AND THE CENTERLINE OF INTERIOR DEMISING WALLS AND IN FACT VARY FROM THE DIMENSIONS THAT WOULD BE DETERMINED BY USING THE DESCRIPTION AND DEFINITION OF THE "UNIT" SET FORTH IN THE DECLARATION (WHICH GENERALLY ONLY INCLUDES THE INTERIOR AIRSPACE BETWEEN THE PERIMETER WALLS AND EXCLUDES INTERIOR STRUCTURAL COMPONENTS), FOR YOUR REFERENCE, THE AREA OF THE UNIT, DETERMINED IN ACCORDANCE WITH THOSE DEFINED UNIT BOUNDARIES, IS SET FORTH IN EXHIBIT 3 TO THE DECLARATION OF THE CONDOMINIUM. NOTE THAT MEASUREMENTS OF ROOMS SET FORTH ON THIS FLOOR PLAN ARE GENERALLY TAKEN AT THE GREATEST POINTS OF EACH GIVEN ROOM (AS IF THE ROOM WERE A PERFECT RECTANGLE), WITHOUT REGARD FOR ANY CUTOUTS. ACCORDINGLY, THE AREA OF THE ACTUAL ROOM WILL TYPICALLY BE SMALLER THAN THE PRODUCT OBTAINED BY MULTIPLYING THE STATED LENGTH TIMES WIDTH. ALL DIMENSIONS ARE APPROXIMATE AND MAY VARY WITH ACTUAL CONSTRUCTION, AND ALL FLOOR PLANS AND DEVELOPMENT PLANS ARE SUBJECT TO CHANGE.



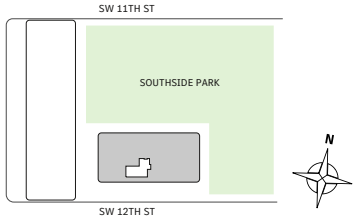
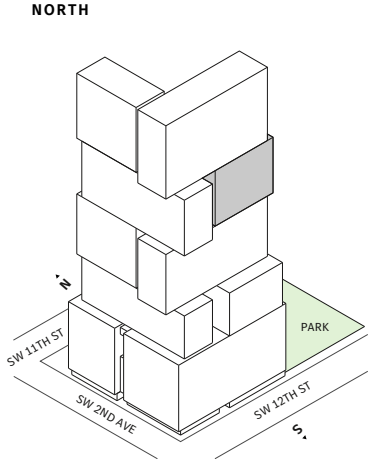
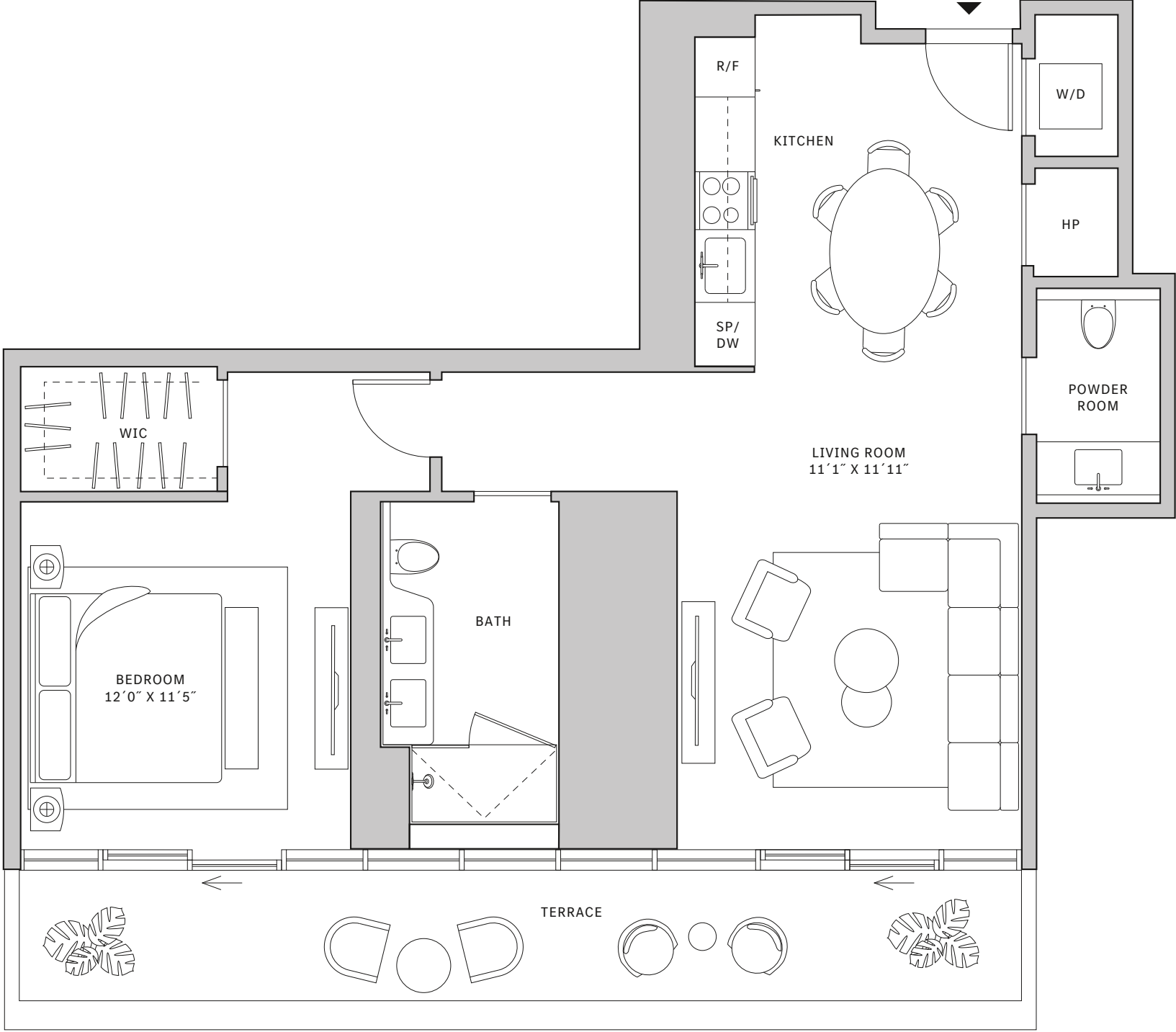
Residence 06

FLOOR 42-50

- ↗ South Tower
- ↗ 1 Bedroom
- ↗ 1 Bathroom
- ↗ 1 Powder Room
- ↗ Interior: 938 sq ft
- ↗ Terrace: 193 sq ft

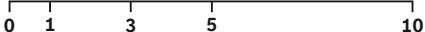
FEATURES

- ↗ One bedroom residence with South exposure
- ↗ 10' floor-to-ceiling windows and sliding glass doors with direct access to 5' deep terraces



MIAMI.MERCEDESBNZPLACES.COM

Developed by JDS DEVELOPMENT GROUP
 Exclusive Sales & Marketing by SERHANT. NEW DEVELOPMENT.



STATED DIMENSIONS ARE MEASURED TO THE EXTERIOR BOUNDARIES OF THE EXTERIOR WALLS AND THE CENTERLINE OF INTERIOR DEMISING WALLS AND IN FACT VARY FROM THE DIMENSIONS THAT WOULD BE DETERMINED BY USING THE DESCRIPTION AND DEFINITION OF THE "UNIT" SET FORTH IN THE DECLARATION (WHICH GENERALLY ONLY INCLUDES THE INTERIOR AIRSPACE BETWEEN THE PERIMETER WALLS AND EXCLUDES INTERIOR STRUCTURAL COMPONENTS). FOR YOUR REFERENCE, THE AREA OF THE UNIT, DETERMINED IN ACCORDANCE WITH THOSE DEFINED UNIT BOUNDARIES, IS SET FORTH IN EXHIBIT 3 TO THE DECLARATION OF THE CONDOMINIUM. NOTE THAT MEASUREMENTS OF ROOMS SET FORTH ON THIS FLOOR PLAN ARE GENERALLY TAKEN AT THE GREATEST POINTS OF EACH GIVEN ROOM (AS IF THE ROOM WERE A PERFECT RECTANGLE), WITHOUT REGARD FOR ANY CUTOUTS. ACCORDINGLY, THE AREA OF THE ACTUAL ROOM WILL TYPICALLY BE SMALLER THAN THE PRODUCT OBTAINED BY MULTIPLYING THE STATED LENGTH TIMES WIDTH. ALL DIMENSIONS ARE APPROXIMATE AND MAY VARY WITH ACTUAL CONSTRUCTION, AND ALL FLOOR PLANS AND DEVELOPMENT PLANS ARE SUBJECT TO CHANGE.



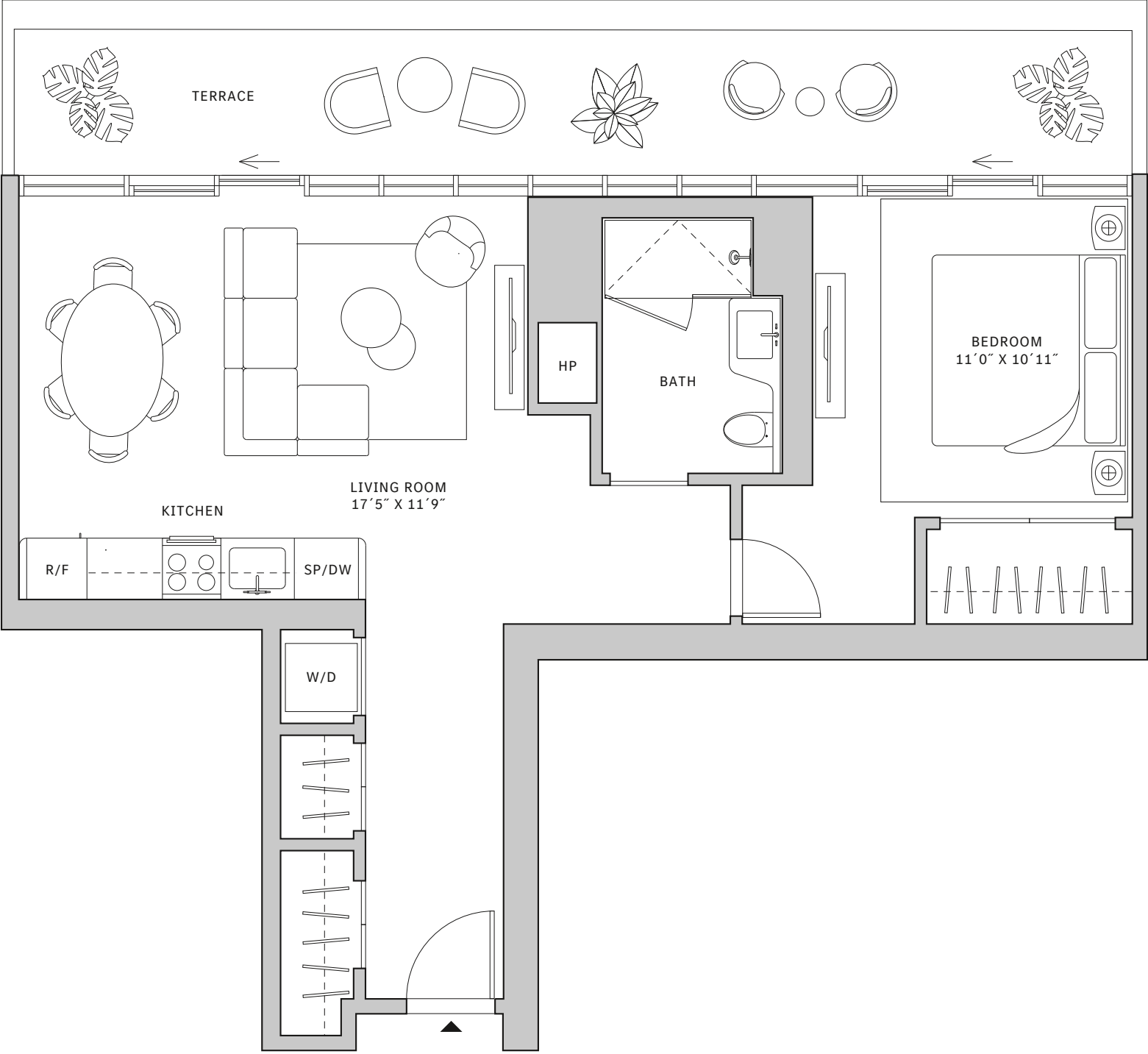
Residence 07

FLOORS 32-40

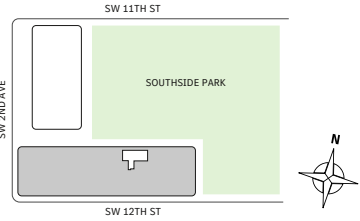
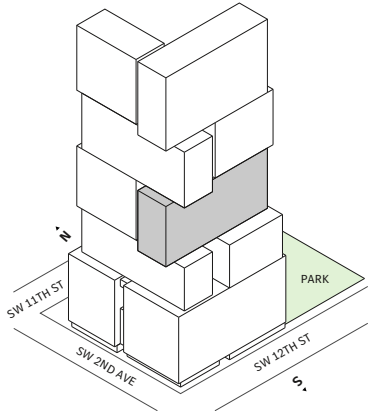
- ↗ South Tower
- ↗ 1 Bedroom
- ↗ 1 Bathroom
- ↗ Interior: 830 sq ft
- ↗ Terrace: 213 sq ft

FEATURES

- ↗ One bedroom residence with North exposure
- ↗ 10' floor-to-ceiling windows and sliding glass doors with direct access to 5' deep terrace



NORTH



MIAMI.MERCEDESBNZPLACES.COM

Developed by JDS DEVELOPMENT GROUP
 Exclusive Sales & Marketing by SERHANT. NEW DEVELOPMENT.



STATED DIMENSIONS ARE MEASURED TO THE EXTERIOR BOUNDARIES OF THE EXTERIOR WALLS AND THE CENTERLINE OF INTERIOR DEMISING WALLS AND IN FACT VARY FROM THE DIMENSIONS THAT WOULD BE DETERMINED BY USING THE DESCRIPTION AND DEFINITION OF THE "UNIT" SET FORTH IN THE DECLARATION (WHICH GENERALLY ONLY INCLUDES THE INTERIOR AIRSPACE BETWEEN THE PERIMETER WALLS AND EXCLUDES INTERIOR STRUCTURAL COMPONENTS). FOR YOUR REFERENCE, THE AREA OF THE UNIT, DETERMINED IN ACCORDANCE WITH THOSE DEFINED UNIT BOUNDARIES, IS SET FORTH IN EXHIBIT 3 TO THE DECLARATION OF THE CONDOMINIUM. NOTE THAT MEASUREMENTS OF ROOMS SET FORTH ON THIS FLOOR PLAN ARE GENERALLY TAKEN AT THE GREATEST POINTS OF EACH GIVEN ROOM (AS IF THE ROOM WERE A PERFECT RECTANGLE), WITHOUT REGARD FOR ANY CUTOUTS. ACCORDINGLY, THE AREA OF THE ACTUAL ROOM WILL TYPICALLY BE SMALLER THAN THE PRODUCT OBTAINED BY MULTIPLYING THE STATED LENGTH TIMES WIDTH. ALL DIMENSIONS ARE APPROXIMATE AND MAY VARY WITH ACTUAL CONSTRUCTION, AND ALL FLOOR PLANS AND DEVELOPMENT PLANS ARE SUBJECT TO CHANGE.



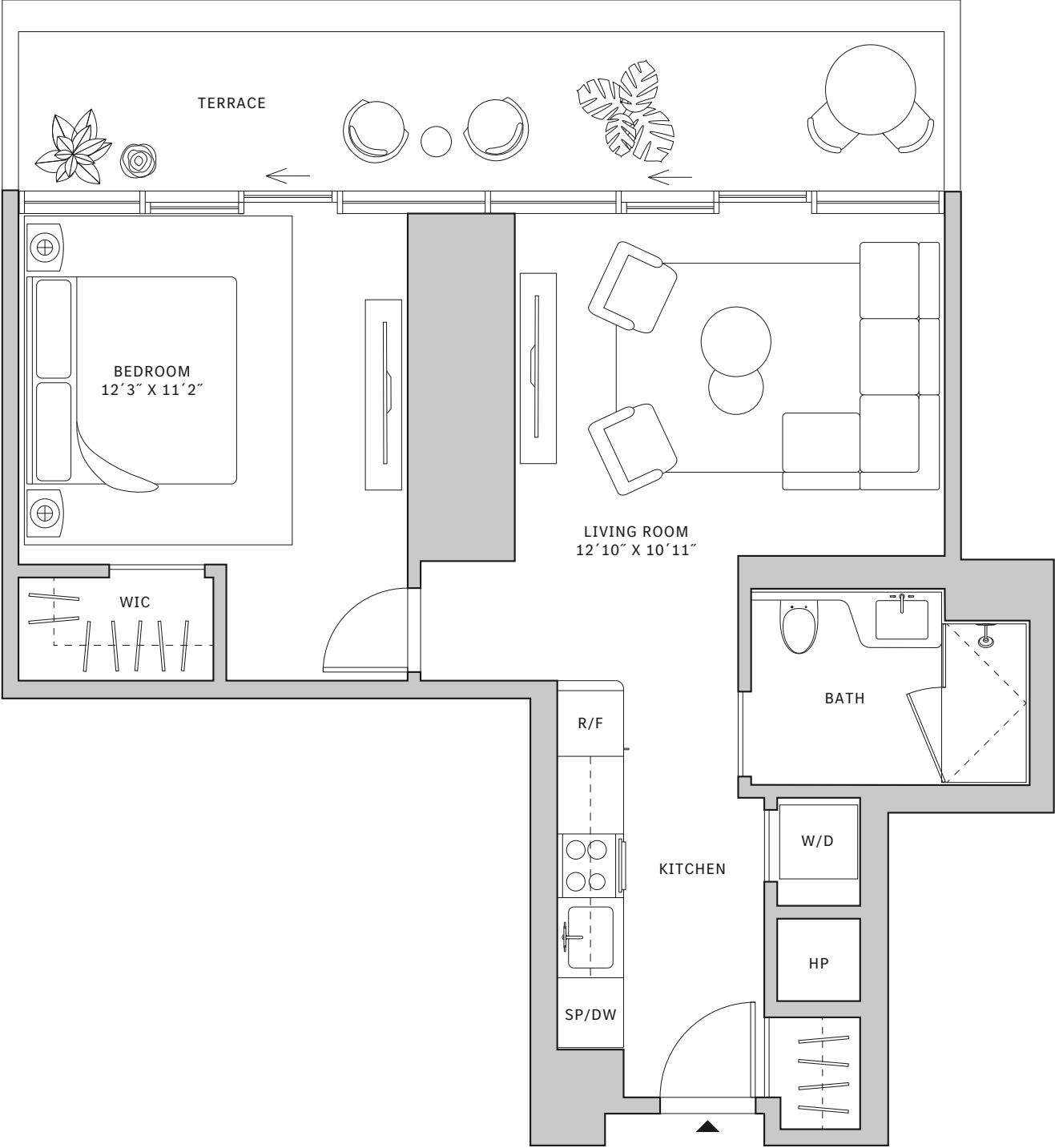
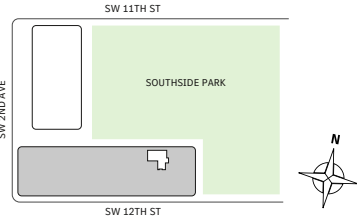
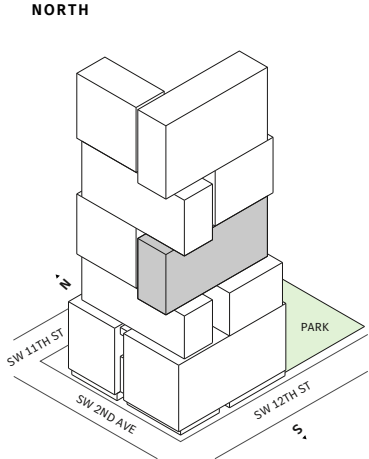
Residence 08

FLOORS 32-40

- ↗ South Tower
- ↗ 1 Bedroom
- ↗ 1 Bathroom
- ↗ Interior: 746 sq ft
- ↗ Terrace: 163 sq ft

FEATURES

- ↗ One bedroom residence with North exposure
- ↗ 10' floor-to-ceiling windows and sliding glass doors with direct access to 5' deep terrace



MIAMI.MERCEDESBNZPLACES.COM

Developed by JDS DEVELOPMENT GROUP
 Exclusive Sales & Marketing by SERHANT. NEW DEVELOPMENT.



STATED DIMENSIONS ARE MEASURED TO THE EXTERIOR BOUNDARIES OF THE EXTERIOR WALLS AND THE CENTERLINE OF INTERIOR DEMISING WALLS AND IN FACT VARY FROM THE DIMENSIONS THAT WOULD BE DETERMINED BY USING THE DESCRIPTION AND DEFINITION OF THE "UNIT" SET FORTH IN THE DECLARATION (WHICH GENERALLY ONLY INCLUDES THE INTERIOR AIRSPACE BETWEEN THE PERIMETER WALLS AND EXCLUDES INTERIOR STRUCTURAL COMPONENTS). FOR YOUR REFERENCE, THE AREA OF THE UNIT, DETERMINED IN ACCORDANCE WITH THOSE DEFINED UNIT BOUNDARIES, IS SET FORTH IN EXHIBIT 3 TO THE DECLARATION OF THE CONDOMINIUM. NOTE THAT MEASUREMENTS OF ROOMS SET FORTH ON THIS FLOOR PLAN ARE GENERALLY TAKEN AT THE GREATEST POINTS OF EACH GIVEN ROOM (AS IF THE ROOM WERE A PERFECT RECTANGLE), WITHOUT REGARD FOR ANY CUTOUTS. ACCORDINGLY, THE AREA OF THE ACTUAL ROOM WILL TYPICALLY BE SMALLER THAN THE PRODUCT OBTAINED BY MULTIPLYING THE STATED LENGTH TIMES WIDTH. ALL DIMENSIONS ARE APPROXIMATE AND MAY VARY WITH ACTUAL CONSTRUCTION, AND ALL FLOOR PLANS AND DEVELOPMENT PLANS ARE SUBJECT TO CHANGE.



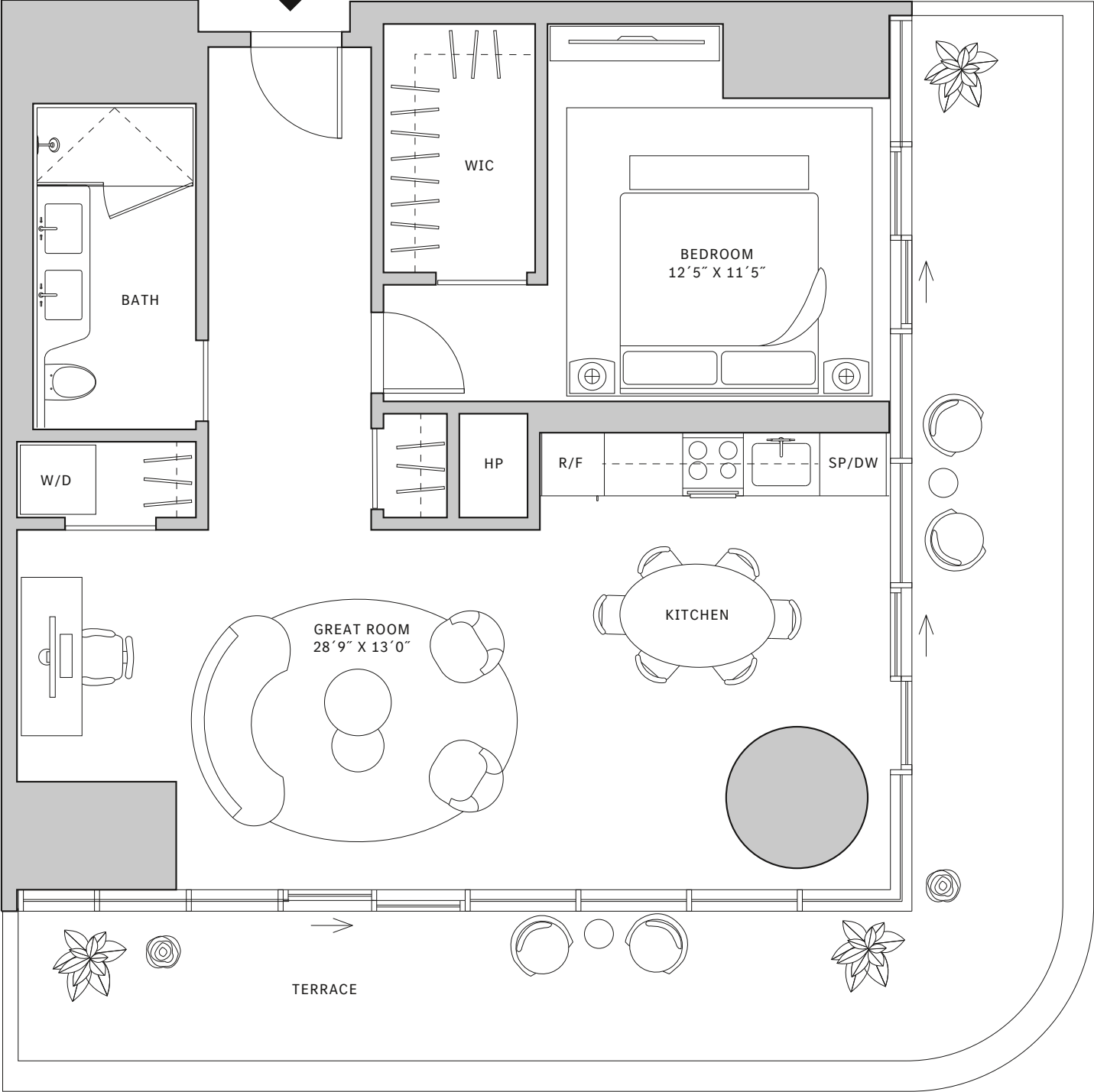
Residence 10

FLOORS 32-40

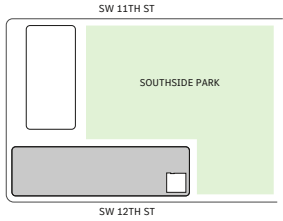
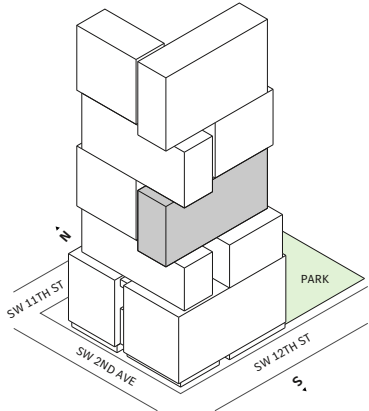
- ↗ South Tower
- ↗ 1 Bedroom
- ↗ 1 Bathroom
- ↗ Interior: 883 sq ft
- ↗ Terrace: 350 sq ft

FEATURES

- ↗ Corner one-bedroom residence with panoramic East to South exposure
- ↗ 10' floor-to-ceiling windows and sliding glass doors with direct access to 5' deep wrap-around terraces

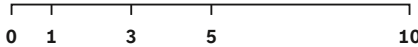


NORTH



MIAMI.MERCEDESBNZPLACES.COM

Developed by JDS DEVELOPMENT GROUP
 Exclusive Sales & Marketing by SERHANT. NEW DEVELOPMENT.



STATED DIMENSIONS ARE MEASURED TO THE EXTERIOR BOUNDARIES OF THE EXTERIOR WALLS AND THE CENTERLINE OF INTERIOR DEMISING WALLS AND IN FACT VARY FROM THE DIMENSIONS THAT WOULD BE DETERMINED BY USING THE DESCRIPTION AND DEFINITION OF THE "UNIT" SET FORTH IN THE DECLARATION (WHICH GENERALLY ONLY INCLUDES THE INTERIOR AIRSPACE BETWEEN THE PERIMETER WALLS AND EXCLUDES INTERIOR STRUCTURAL COMPONENTS). FOR YOUR REFERENCE, THE AREA OF THE UNIT, DETERMINED IN ACCORDANCE WITH THOSE DEFINED UNIT BOUNDARIES, IS SET FORTH IN EXHIBIT 3 TO THE DECLARATION OF THE CONDOMINIUM. NOTE THAT MEASUREMENTS OF ROOMS SET FORTH ON THIS FLOOR PLAN ARE GENERALLY TAKEN AT THE GREATEST POINTS OF EACH GIVEN ROOM (AS IF THE ROOM WERE A PERFECT RECTANGLE), WITHOUT REGARD FOR ANY CUTOUTS. ACCORDINGLY, THE AREA OF THE ACTUAL ROOM WILL TYPICALLY BE SMALLER THAN THE PRODUCT OBTAINED BY MULTIPLYING THE STATED LENGTH TIMES WIDTH. ALL DIMENSIONS ARE APPROXIMATE AND MAY VARY WITH ACTUAL CONSTRUCTION, AND ALL FLOOR PLANS AND DEVELOPMENT PLANS ARE SUBJECT TO CHANGE.



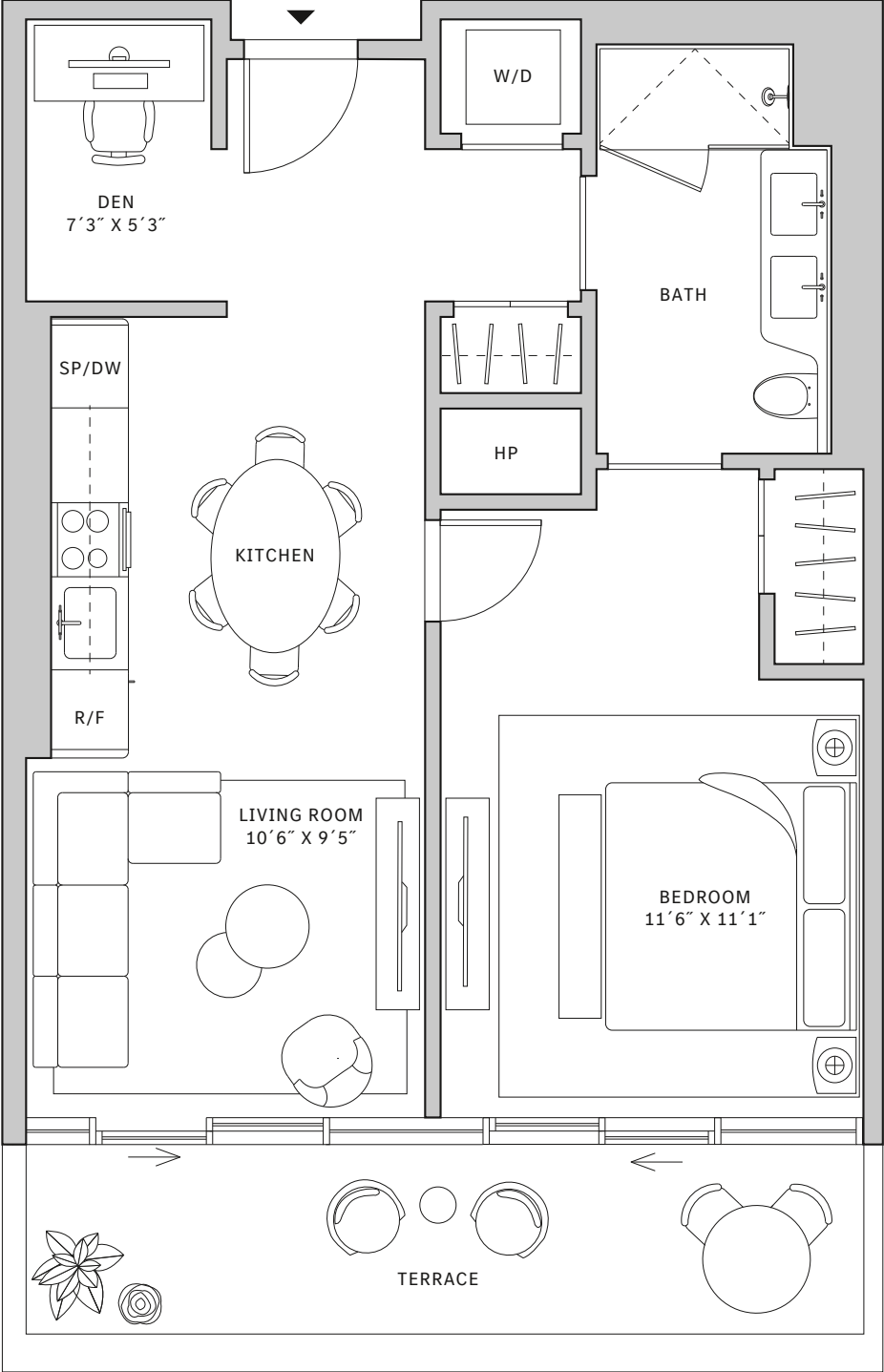
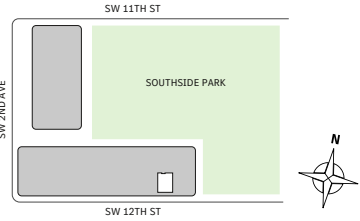
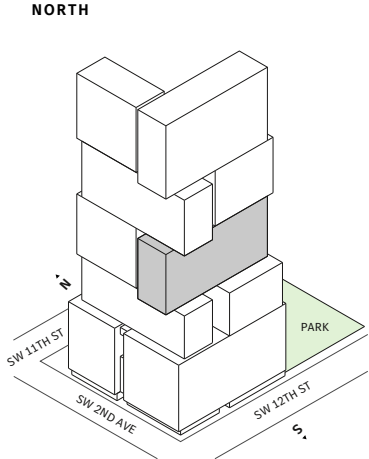
Residence 11

FLOORS 32-40

- ↗ South Tower
- ↗ 1 Bedroom
- ↗ 1 Bathroom
- ↗ 1 Den/Office
- ↗ Interior: 719 sq ft
- ↗ Terrace: 124 sq ft

FEATURES

- ↗ One bedroom residence with South exposure
- ↗ 10' floor-to-ceiling windows and sliding glass doors with direct access to 5' deep terrace



MIAMI.MERCEDESBNZPLACES.COM

Developed by JDS DEVELOPMENT GROUP
Exclusive Sales & Marketing by SERHANT. NEW DEVELOPMENT.



STATED DIMENSIONS ARE MEASURED TO THE EXTERIOR BOUNDARIES OF THE EXTERIOR WALLS AND THE CENTERLINE OF INTERIOR DEMISING WALLS AND IN FACT VARY FROM THE DIMENSIONS THAT WOULD BE DETERMINED BY USING THE DESCRIPTION AND DEFINITION OF THE "UNIT" SET FORTH IN THE DECLARATION (WHICH GENERALLY ONLY INCLUDES THE INTERIOR AIRSPACE BETWEEN THE PERIMETER WALLS AND EXCLUDES INTERIOR STRUCTURAL COMPONENTS). FOR YOUR REFERENCE, THE AREA OF THE UNIT, DETERMINED IN ACCORDANCE WITH THOSE DEFINED UNIT BOUNDARIES, IS SET FORTH IN EXHIBIT 3 TO THE DECLARATION OF THE CONDOMINIUM. NOTE THAT MEASUREMENTS OF ROOMS SET FORTH ON THIS FLOOR PLAN ARE GENERALLY TAKEN AT THE GREATEST POINTS OF EACH GIVEN ROOM (AS IF THE ROOM WERE A PERFECT RECTANGLE), WITHOUT REGARD FOR ANY CUTOUTS. ACCORDINGLY, THE AREA OF THE ACTUAL ROOM WILL TYPICALLY BE SMALLER THAN THE PRODUCT OBTAINED BY MULTIPLYING THE STATED LENGTH TIMES WIDTH. ALL DIMENSIONS ARE APPROXIMATE AND MAY VARY WITH ACTUAL CONSTRUCTION, AND ALL FLOOR PLANS AND DEVELOPMENT PLANS ARE SUBJECT TO CHANGE.



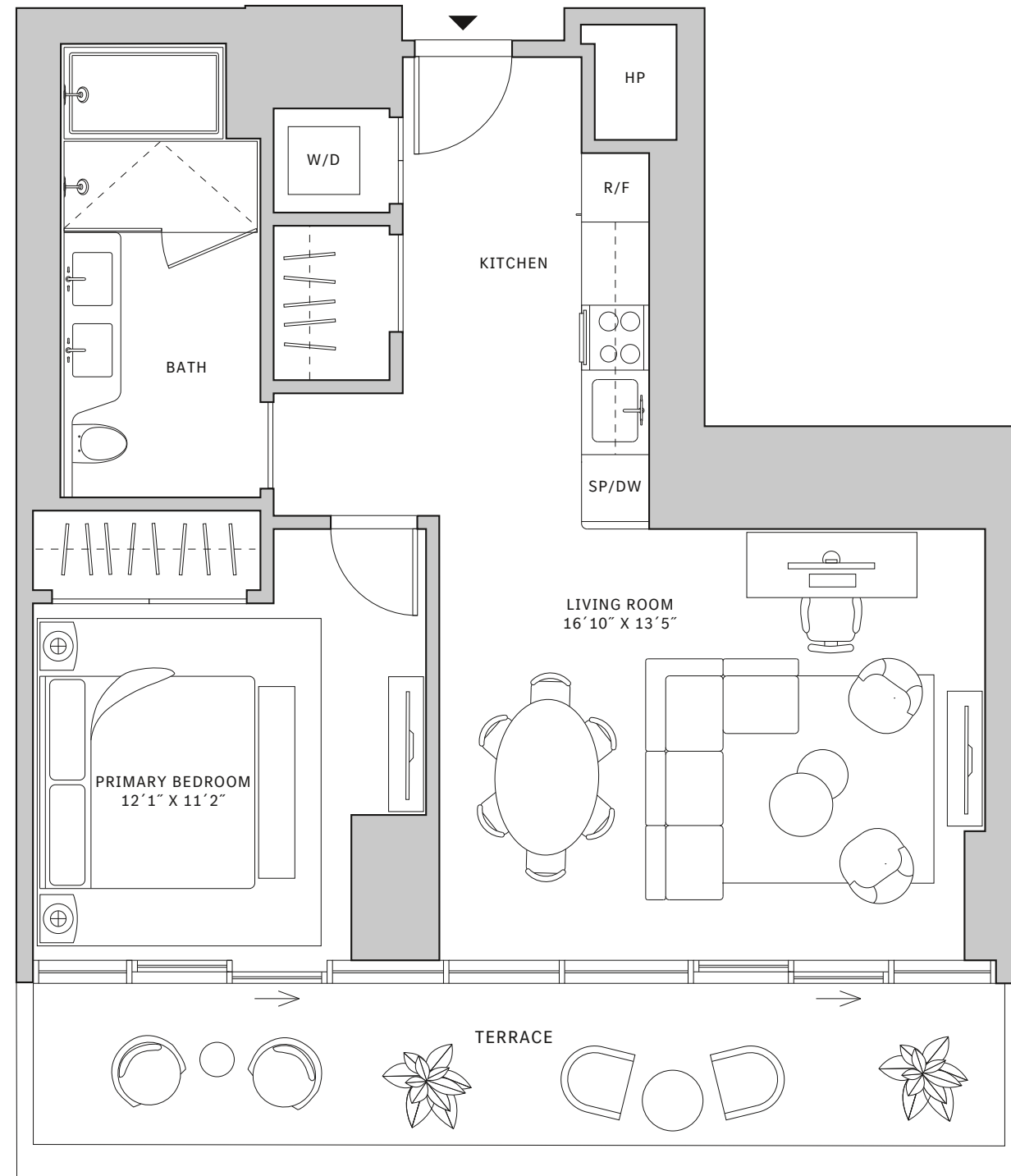
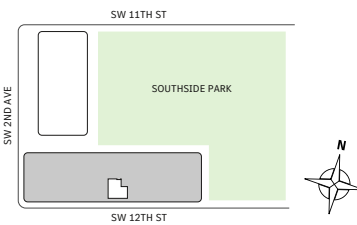
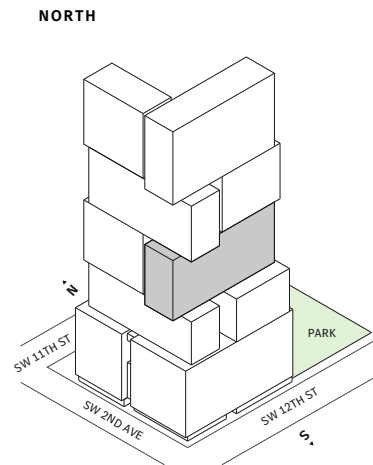
Residence 13

FLOORS 32-40

- ↗ South Tower
- ↗ 1 Bedroom
- ↗ 1 Bathroom
- ↗ Interior: 769 sq ft
- ↗ Terrace: 164 sq ft

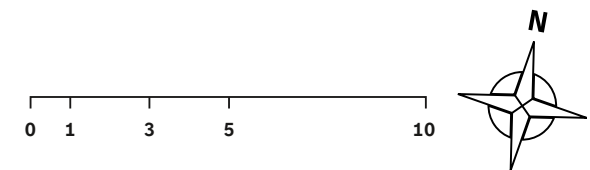
FEATURES

- ↗ One bedroom residence with South exposure
- ↗ 10' floor-to-ceiling windows and sliding glass doors with direct access to 5' deep terrace



MIAMI.MERCEDESBNZPLACES.COM

Developed by JDS DEVELOPMENT GROUP
Exclusive Sales & Marketing by SERHANT. NEW DEVELOPMENT.



STATED DIMENSIONS ARE MEASURED TO THE EXTERIOR BOUNDARIES OF THE EXTERIOR WALLS AND THE CENTERLINE OF INTERIOR DEMISING WALLS AND IN FACT VARY FROM THE DIMENSIONS THAT WOULD BE DETERMINED BY USING THE DESCRIPTION AND DEFINITION OF THE "UNIT" SET FORTH IN THE DECLARATION (WHICH GENERALLY ONLY INCLUDES THE INTERIOR AIRSPACE BETWEEN THE PERIMETER WALLS AND EXCLUDES INTERIOR STRUCTURAL COMPONENTS). FOR YOUR REFERENCE, THE AREA OF THE UNIT, DETERMINED IN ACCORDANCE WITH THOSE DEFINED UNIT BOUNDARIES, IS SET FORTH IN EXHIBIT 3 TO THE DECLARATION OF THE CONDOMINIUM. NOTE THAT MEASUREMENTS OF ROOMS SET FORTH ON THIS FLOOR PLAN ARE GENERALLY TAKEN AT THE GREATEST POINTS OF EACH GIVEN ROOM (AS IF THE ROOM WERE A PERFECT RECTANGLE), WITHOUT REGARD FOR ANY CUTOUTS. ACCORDINGLY, THE AREA OF THE ACTUAL ROOM WILL TYPICALLY BE SMALLER THAN THE PRODUCT OBTAINED BY MULTIPLYING THE STATED LENGTH TIMES WIDTH. ALL DIMENSIONS ARE APPROXIMATE AND MAY VARY WITH ACTUAL CONSTRUCTION, AND ALL FLOOR PLANS AND DEVELOPMENT PLANS ARE SUBJECT TO CHANGE.



Residence 15

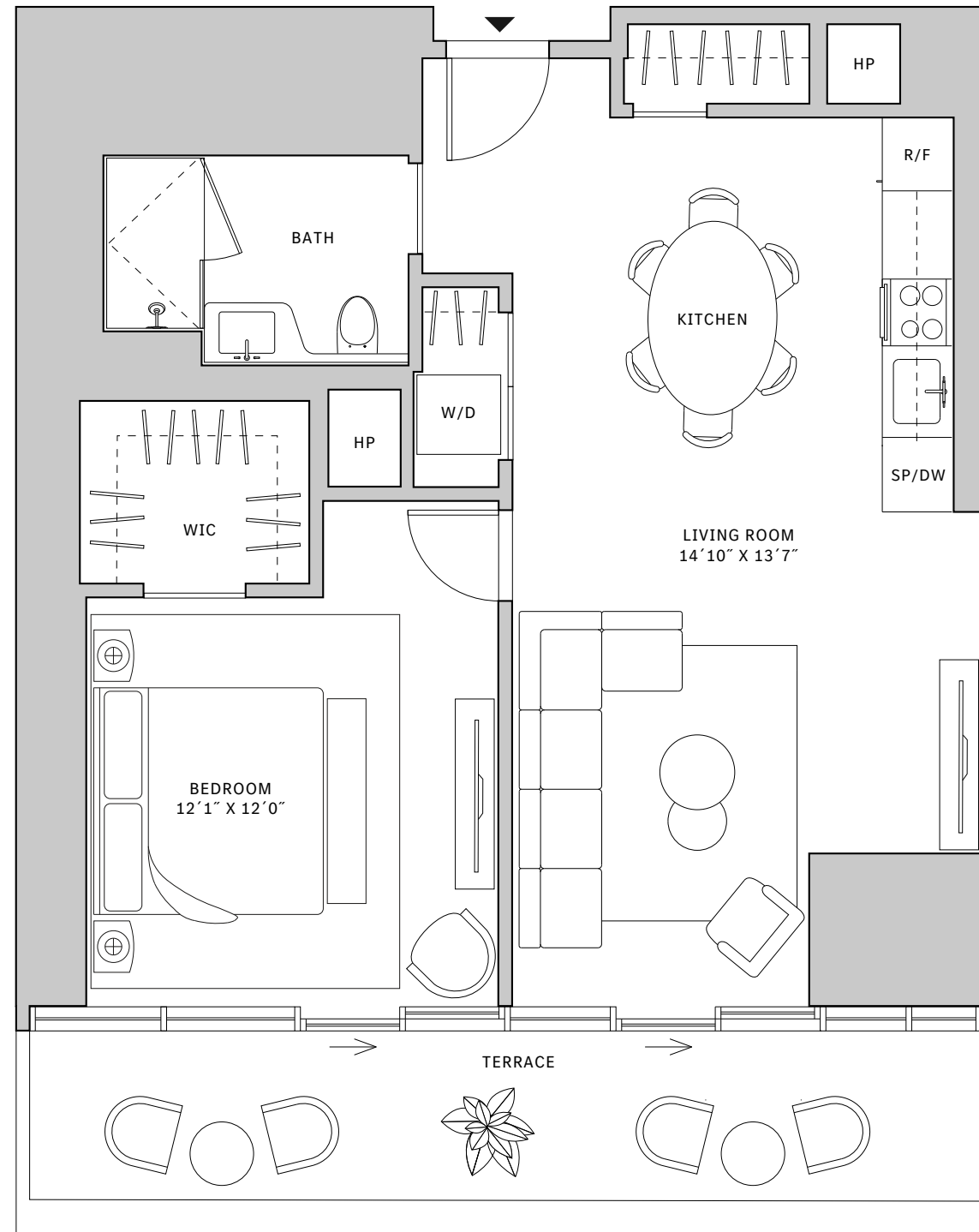
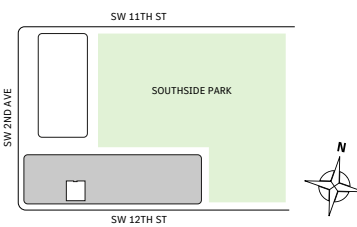
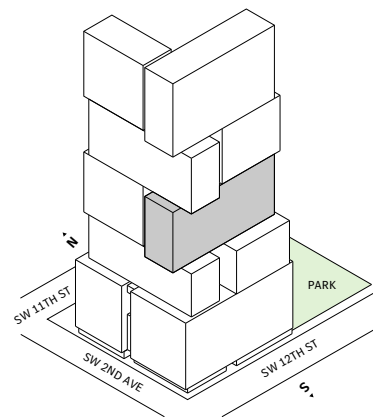
FLOORS 32-40

- ↗ South Tower
- ↗ 1 Bedroom
- ↗ 1 Bathroom
- ↗ Interior: 855 sq ft
- ↗ Terrace: 156 sq ft

FEATURES

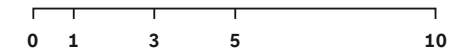
- ↗ One bedroom residence with South exposure
- ↗ 10' floor-to-ceiling windows and sliding glass doors with direct access to 5' deep terrace

NORTH



MIAMI.MERCEDESBNZPLACES.COM

Developed by JDS DEVELOPMENT GROUP
Exclusive Sales & Marketing by SERHANT. NEW DEVELOPMENT.





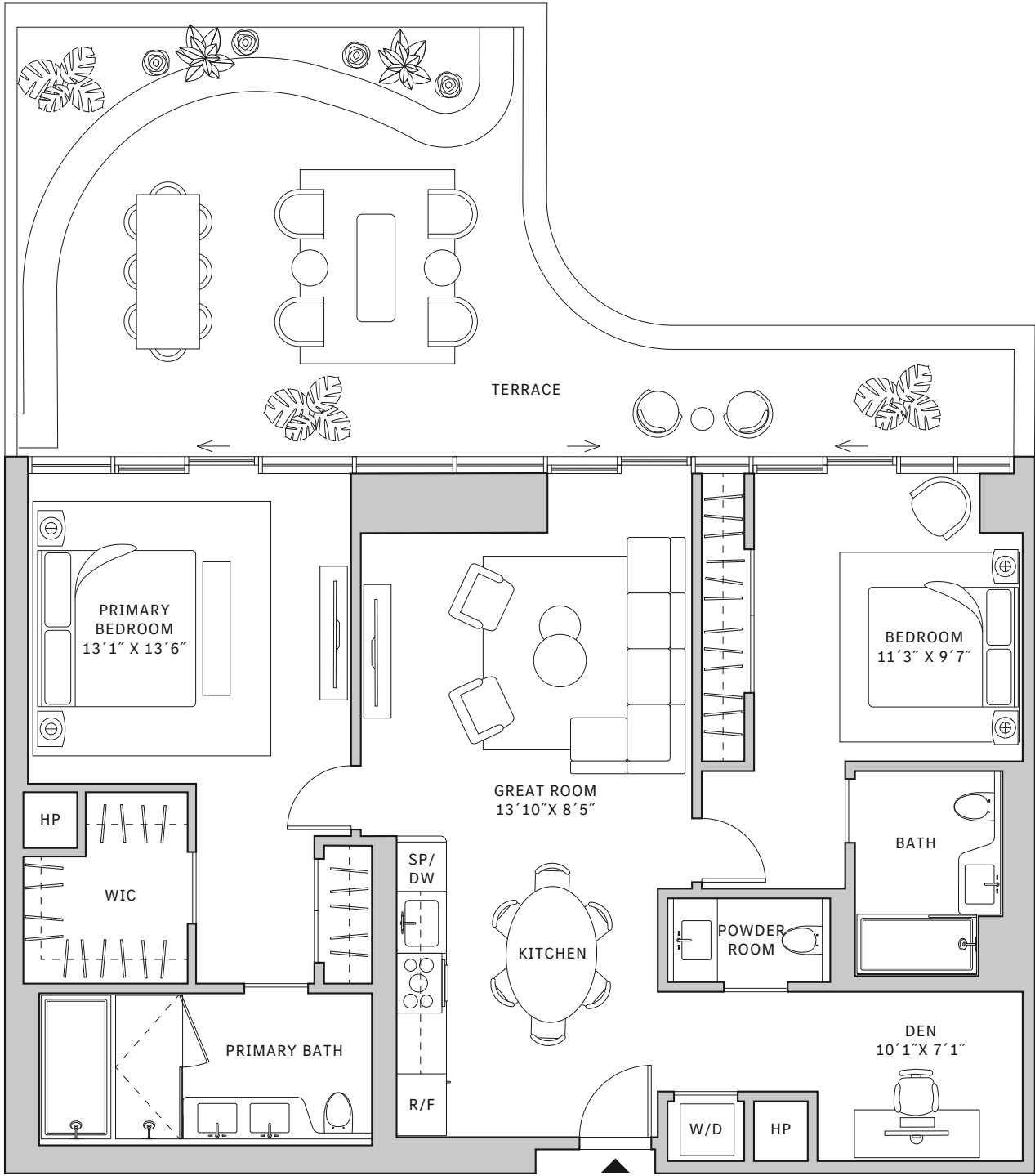
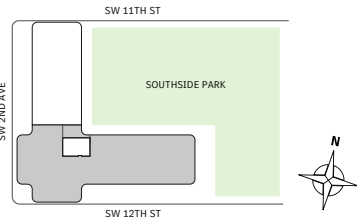
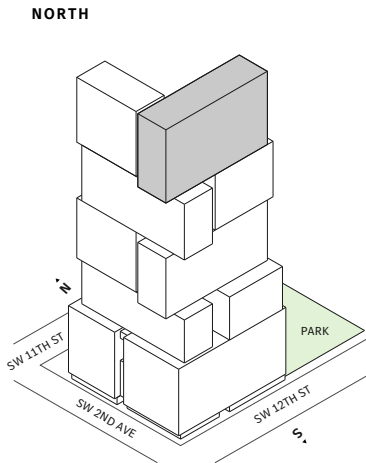
Residence 02

FLOOR 52

- ↗ South Tower
- ↗ 2 Bedrooms
- ↗ 2 Bathrooms
- ↗ 1 Powder Room
- ↗ 1 Den/Office
- ↗ Interior: 1332 sq ft
- ↗ Terrace: 588 sq ft

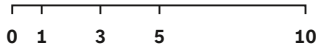
FEATURES

- ↗ Two bedrooms residence with North exposure
- ↗ 10' floor-to-ceiling windows and sliding glass doors with direct access to terraces



MIAMI.MERCEDESBNZPLACES.COM

Developed by JDS DEVELOPMENT GROUP
 Exclusive Sales & Marketing by SERHANT. NEW DEVELOPMENT.



STATED DIMENSIONS ARE MEASURED TO THE EXTERIOR BOUNDARIES OF THE EXTERIOR WALLS AND THE CENTERLINE OF INTERIOR DEMISING WALLS AND IN FACT VARY FROM THE DIMENSIONS THAT WOULD BE DETERMINED BY USING THE DESCRIPTION AND DEFINITION OF THE "UNIT" SET FORTH IN THE DECLARATION (WHICH GENERALLY ONLY INCLUDES THE INTERIOR AIRSPACE BETWEEN THE PERIMETER WALLS AND EXCLUDES INTERIOR STRUCTURAL COMPONENTS). FOR YOUR REFERENCE, THE AREA OF THE UNIT, DETERMINED IN ACCORDANCE WITH THOSE DEFINED UNIT BOUNDARIES, IS SET FORTH IN EXHIBIT 3 TO THE DECLARATION OF THE CONDOMINIUM. NOTE THAT MEASUREMENTS OF ROOMS SET FORTH ON THIS FLOOR PLAN ARE GENERALLY TAKEN AT THE GREATEST POINTS OF EACH GIVEN ROOM (AS IF THE ROOM WERE A PERFECT RECTANGLE), WITHOUT REGARD FOR ANY CUTOUTS. ACCORDINGLY, THE AREA OF THE ACTUAL ROOM WILL TYPICALLY BE SMALLER THAN THE PRODUCT OBTAINED BY MULTIPLYING THE STATED LENGTH TIMES WIDTH. ALL DIMENSIONS ARE APPROXIMATE AND MAY VARY WITH ACTUAL CONSTRUCTION, AND ALL FLOOR PLANS AND DEVELOPMENT PLANS ARE SUBJECT TO CHANGE.



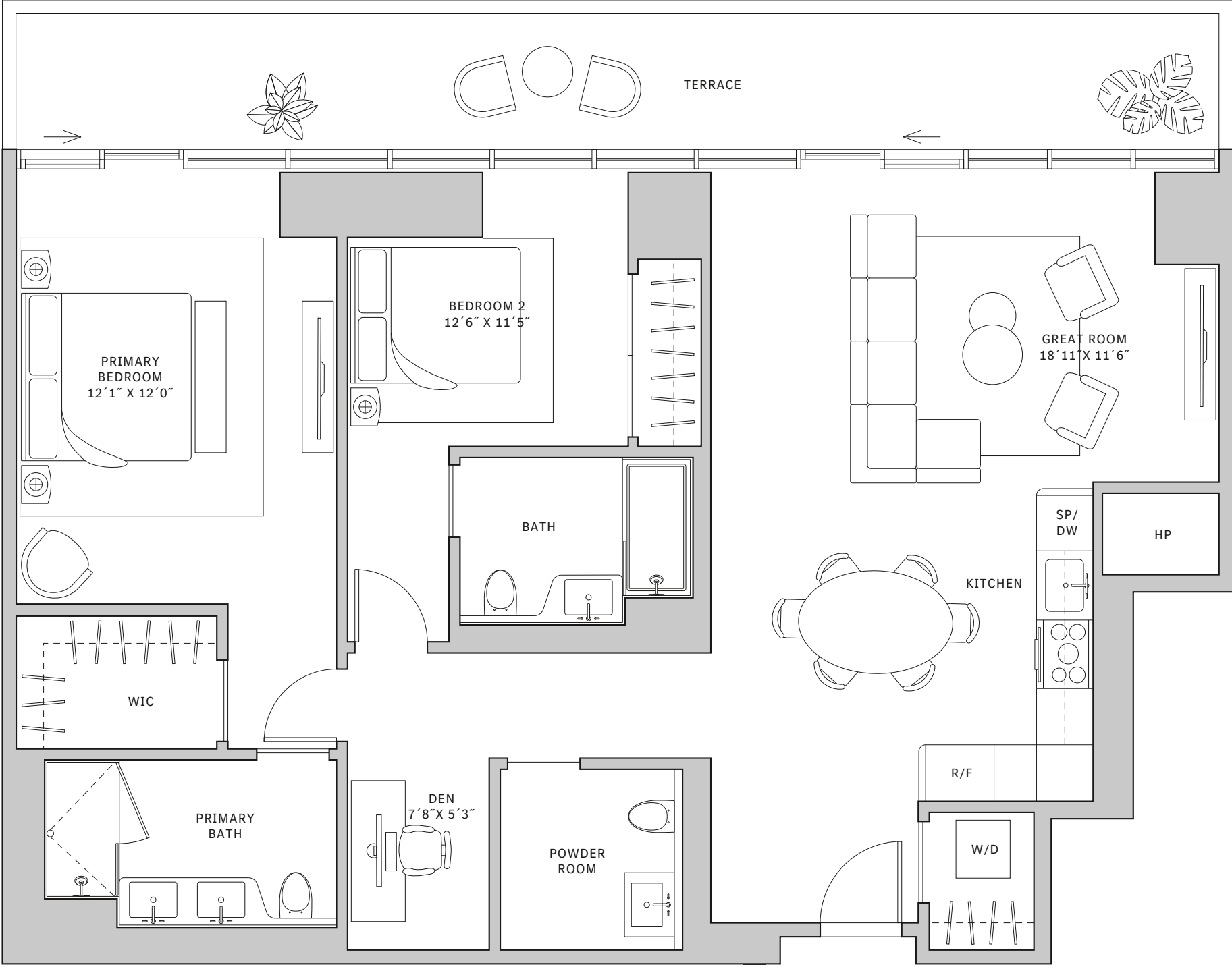
Residence 03

FLOOR 54

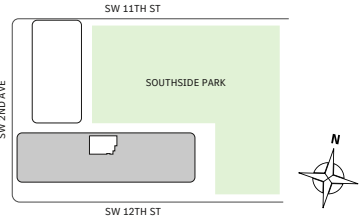
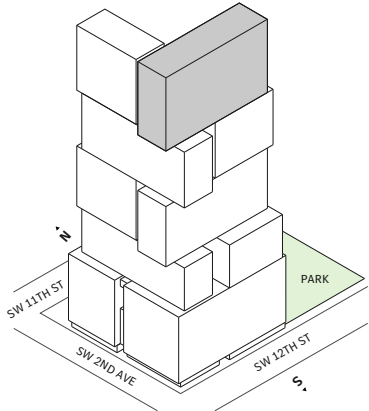
- ↗ South Tower
- ↗ 2 Bedrooms
- ↗ 2 Bathrooms
- ↗ 1 Powder Room
- ↗ Interior: 1278 sq ft
- ↗ Terrace: 247 sq ft

FEATURES

- ↗ Two bedrooms residence with North exposure
- ↗ 10' floor-to-ceiling windows and sliding glass doors with direct access to 5' deep terraces

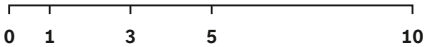


NORTH



MIAMI.MERCEDESBNZPLACES.COM

Developed by **JDS DEVELOPMENT GROUP**
 Exclusive Sales & Marketing by **SERHANT. NEW DEVELOPMENT.**



STATED DIMENSIONS ARE MEASURED TO THE EXTERIOR BOUNDARIES OF THE EXTERIOR WALLS AND THE CENTERLINE OF INTERIOR DEMISING WALLS AND IN FACT VARY FROM THE DIMENSIONS THAT WOULD BE DETERMINED BY USING THE DESCRIPTION AND DEFINITION OF THE "UNIT" SET FORTH IN THE DECLARATION (WHICH GENERALLY ONLY INCLUDES THE INTERIOR AIRSPACE BETWEEN THE PERIMETER WALLS AND EXCLUDES INTERIOR STRUCTURAL COMPONENTS). FOR YOUR REFERENCE, THE AREA OF THE UNIT, DETERMINED IN ACCORDANCE WITH THOSE DEFINED UNIT BOUNDARIES, IS SET FORTH IN EXHIBIT 3 TO THE DECLARATION OF THE CONDOMINIUM. NOTE THAT MEASUREMENTS OF ROOMS SET FORTH ON THIS FLOOR PLAN ARE GENERALLY TAKEN AT THE GREATEST POINTS OF EACH GIVEN ROOM (AS IF THE ROOM WERE A PERFECT RECTANGLE), WITHOUT REGARD FOR ANY CUTOUTS. ACCORDINGLY, THE AREA OF THE ACTUAL ROOM WILL TYPICALLY BE SMALLER THAN THE PRODUCT OBTAINED BY MULTIPLYING THE STATED LENGTH TIMES WIDTH. ALL DIMENSIONS ARE APPROXIMATE AND MAY VARY WITH ACTUAL CONSTRUCTION, AND ALL FLOOR PLANS AND DEVELOPMENT PLANS ARE SUBJECT TO CHANGE.



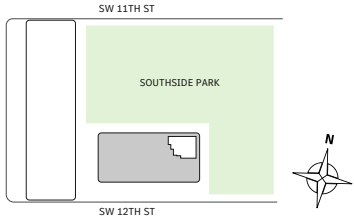
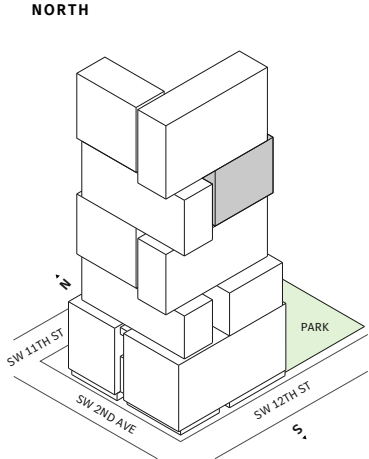
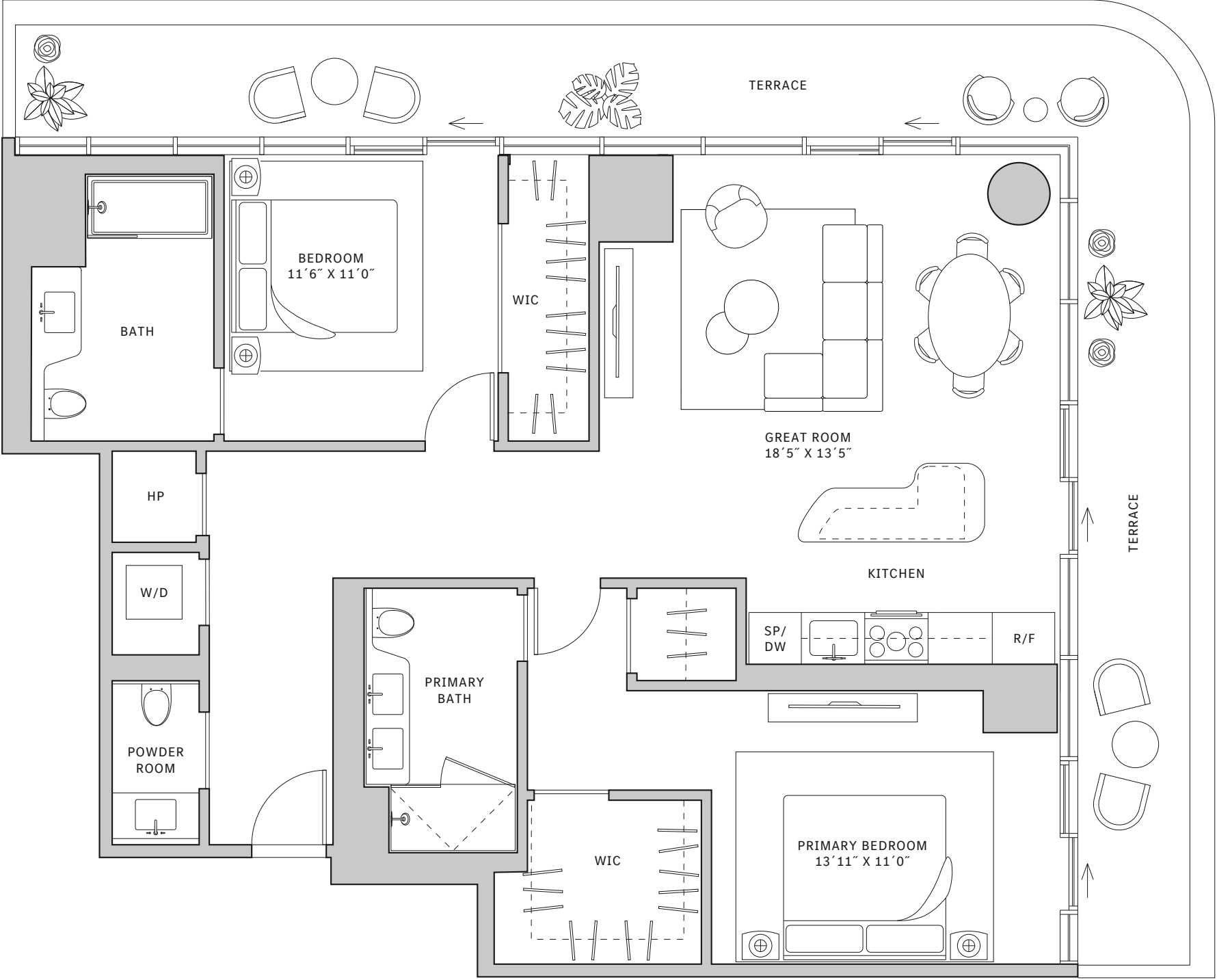
Residence 04

FLOORS 42-50

- ↗ South Tower
- ↗ 2 Bedroom
- ↗ 2 Bathroom
- ↗ 1 Powder Room
- ↗ Interior: 1,307 sq ft
- ↗ Terrace: 445 sq ft


FEATURES

- ↗ Corner two-bedroom residence with panoramic East to North exposure
- ↗ 10' floor-to-ceiling windows and sliding glass doors with direct access to 5' deep wrap-around terraces



MIAMI.MERCEDESBNZPLACES.COM

Developed by JDS DEVELOPMENT GROUP
 Exclusive Sales & Marketing by SERHANT. NEW DEVELOPMENT.



STATED DIMENSIONS ARE MEASURED TO THE EXTERIOR BOUNDARIES OF THE EXTERIOR WALLS AND THE CENTERLINE OF INTERIOR DEMISING WALLS AND IN FACT VARY FROM THE DIMENSIONS THAT WOULD BE DETERMINED BY USING THE DESCRIPTION AND DEFINITION OF THE "UNIT" SET FORTH IN THE DECLARATION (WHICH GENERALLY ONLY INCLUDES THE INTERIOR AIRSPACE BETWEEN THE PERIMETER WALLS AND EXCLUDES INTERIOR STRUCTURAL COMPONENTS). FOR YOUR REFERENCE, THE AREA OF THE UNIT, DETERMINED IN ACCORDANCE WITH THOSE DEFINED UNIT BOUNDARIES, IS SET FORTH IN EXHIBIT 3 TO THE DECLARATION OF THE CONDOMINIUM. NOTE THAT MEASUREMENTS OF ROOMS SET FORTH ON THIS FLOOR PLAN ARE GENERALLY TAKEN AT THE GREATEST POINTS OF EACH GIVEN ROOM (AS IF THE ROOM WERE A PERFECT RECTANGLE), WITHOUT REGARD FOR ANY CUTOUTS. ACCORDINGLY, THE AREA OF THE ACTUAL ROOM WILL TYPICALLY BE SMALLER THAN THE PRODUCT OBTAINED BY MULTIPLYING THE STATED LENGTH TIMES WIDTH. ALL DIMENSIONS ARE APPROXIMATE AND MAY VARY WITH ACTUAL CONSTRUCTION, AND ALL FLOOR PLANS AND DEVELOPMENT PLANS ARE SUBJECT TO CHANGE.



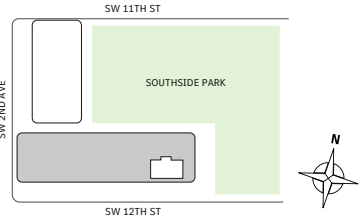
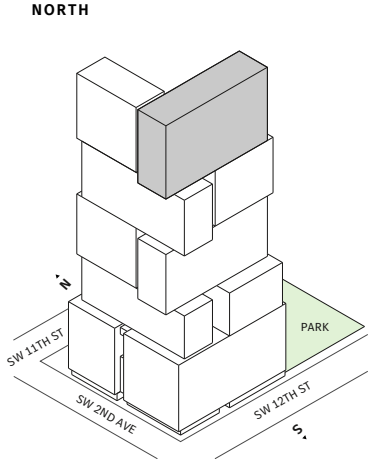
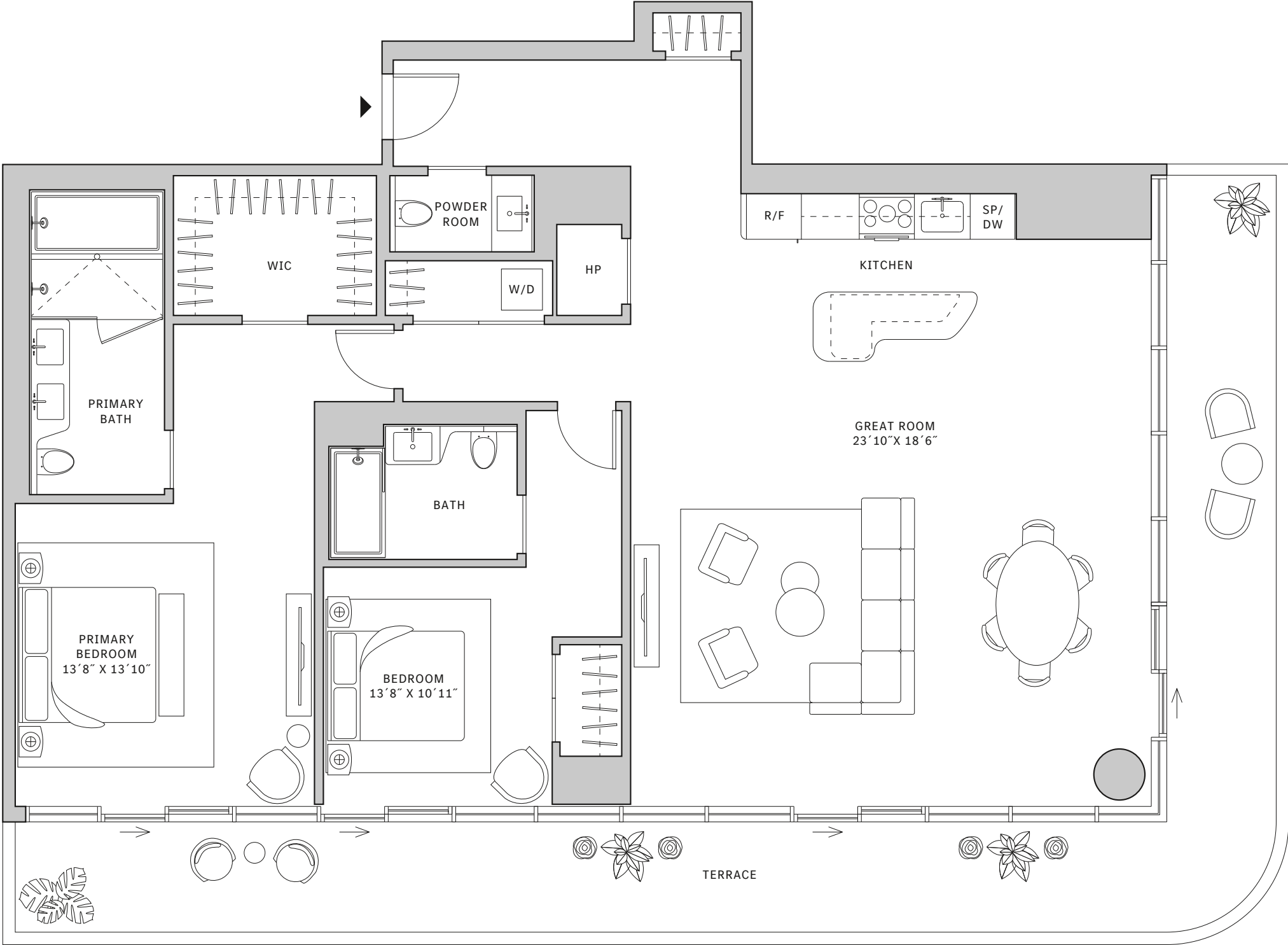
Residence 06

FLOOR 54

- ↗ South Tower
- ↗ 2 Bedrooms
- ↗ 2 Bathrooms
- ↗ 1 Powder Room
- ↗ Interior: 1718 sq ft
- ↗ Terrace: 477 sq ft

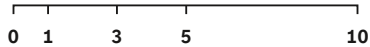
FEATURES

- ↗ Corner two-bedrooms residence with panoramic East to South exposure
- ↗ 10' floor-to-ceiling windows and sliding glass doors with direct access to wrap-around terraces



MIAMI.MERCEDESBNZPLACES.COM

Developed by JDS DEVELOPMENT GROUP
 Exclusive Sales & Marketing by SERHANT. NEW DEVELOPMENT.



STATED DIMENSIONS ARE MEASURED TO THE EXTERIOR BOUNDARIES OF THE EXTERIOR WALLS AND THE CENTERLINE OF INTERIOR DEMISING WALLS AND IN FACT VARY FROM THE DIMENSIONS THAT WOULD BE DETERMINED BY USING THE DESCRIPTION AND DEFINITION OF THE "UNIT" SET FORTH IN THE DECLARATION (WHICH GENERALLY ONLY INCLUDES THE INTERIOR AIRSPACE BETWEEN THE PERIMETER WALLS AND EXCLUDES INTERIOR STRUCTURAL COMPONENTS). FOR YOUR REFERENCE, THE AREA OF THE UNIT, DETERMINED IN ACCORDANCE WITH THOSE DEFINED UNIT BOUNDARIES, IS SET FORTH IN EXHIBIT 3 TO THE DECLARATION OF THE CONDOMINIUM. NOTE THAT MEASUREMENTS OF ROOMS SET FORTH ON THIS FLOOR PLAN ARE GENERALLY TAKEN AT THE GREATEST POINTS OF EACH GIVEN ROOM (AS IF THE ROOM WERE A PERFECT RECTANGLE), WITHOUT REGARD FOR ANY CUTOUTS. ACCORDINGLY, THE AREA OF THE ACTUAL ROOM WILL TYPICALLY BE SMALLER THAN THE PRODUCT OBTAINED BY MULTIPLYING THE STATED LENGTH TIMES WIDTH. ALL DIMENSIONS ARE APPROXIMATE AND MAY VARY WITH ACTUAL CONSTRUCTION, AND ALL FLOOR PLANS AND DEVELOPMENT PLANS ARE SUBJECT TO CHANGE.



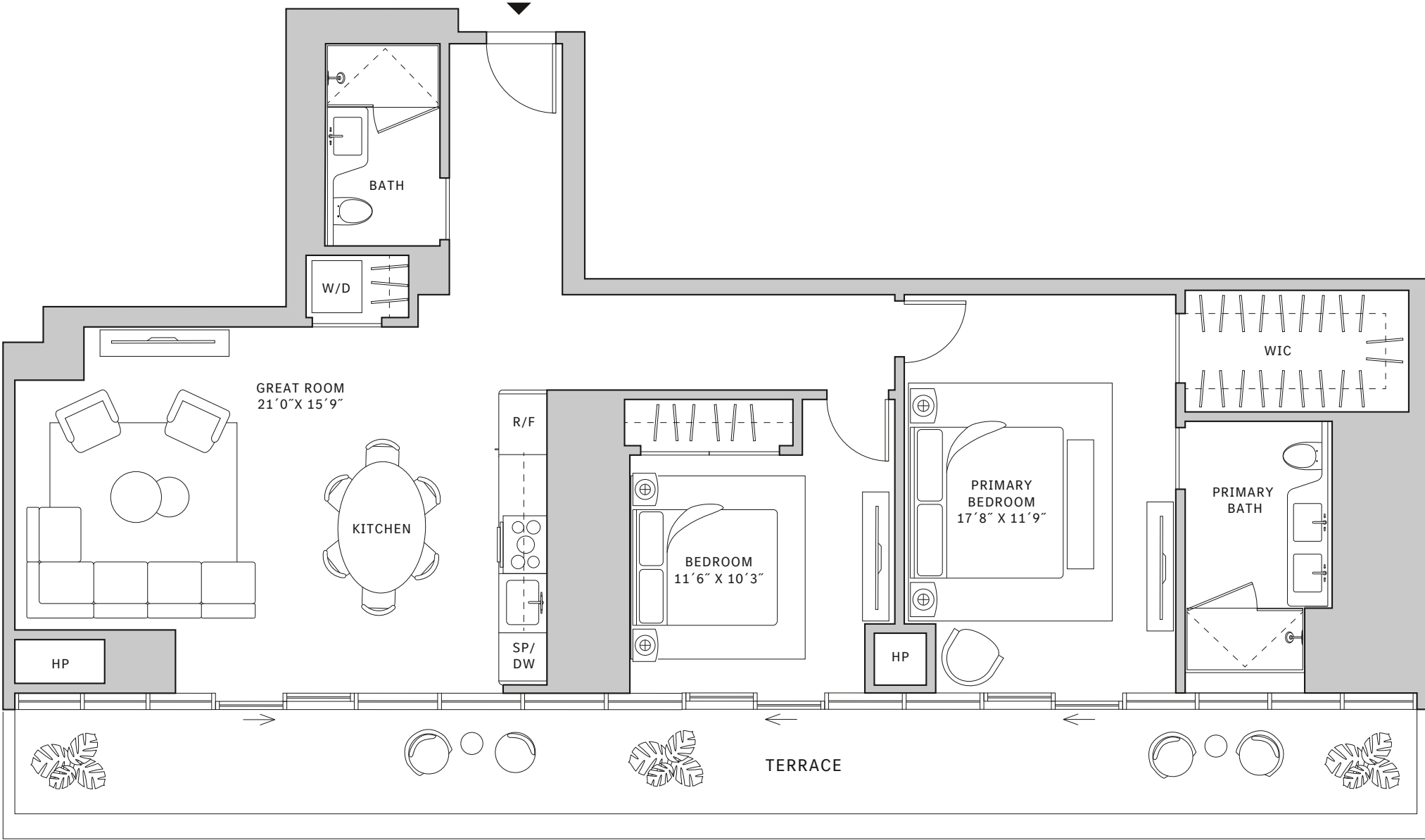
Residence 07

FLOOR 52

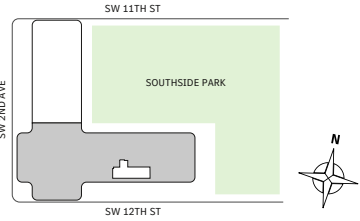
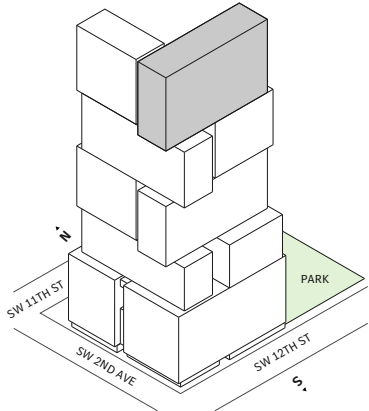
- ↗ South Tower
- ↗ 2 Bedrooms
- ↗ 2 Bathrooms
- ↗ Interior: 1325 sq ft
- ↗ Terrace: 355 sq ft

FEATURES

- ↗ Two bedrooms residence with South exposure
- ↗ 10' floor-to-ceiling windows and sliding glass doors with direct access to 5' deep terraces

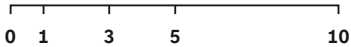


NORTH



MIAMI.MERCEDESBNZPLACES.COM

Developed by JDS DEVELOPMENT GROUP
 Exclusive Sales & Marketing by SERHANT. NEW DEVELOPMENT.



STATED DIMENSIONS ARE MEASURED TO THE EXTERIOR BOUNDARIES OF THE EXTERIOR WALLS AND THE CENTERLINE OF INTERIOR DEMISING WALLS AND IN FACT VARY FROM THE DIMENSIONS THAT WOULD BE DETERMINED BY USING THE DESCRIPTION AND DEFINITION OF THE "UNIT" SET FORTH IN THE DECLARATION (WHICH GENERALLY ONLY INCLUDES THE INTERIOR AIRSPACE BETWEEN THE PERIMETER WALLS AND EXCLUDES INTERIOR STRUCTURAL COMPONENTS). FOR YOUR REFERENCE, THE AREA OF THE UNIT, DETERMINED IN ACCORDANCE WITH THOSE DEFINED UNIT BOUNDARIES, IS SET FORTH IN EXHIBIT 3 TO THE DECLARATION OF THE CONDOMINIUM. NOTE THAT MEASUREMENTS OF ROOMS SET FORTH ON THIS FLOOR PLAN ARE GENERALLY TAKEN AT THE GREATEST POINTS OF EACH GIVEN ROOM (AS IF THE ROOM WERE A PERFECT RECTANGLE), WITHOUT REGARD FOR ANY CUTOUTS. ACCORDINGLY, THE AREA OF THE ACTUAL ROOM WILL TYPICALLY BE SMALLER THAN THE PRODUCT OBTAINED BY MULTIPLYING THE STATED LENGTH TIMES WIDTH. ALL DIMENSIONS ARE APPROXIMATE AND MAY VARY WITH ACTUAL CONSTRUCTION, AND ALL FLOOR PLANS AND DEVELOPMENT PLANS ARE SUBJECT TO CHANGE.



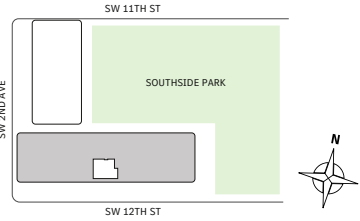
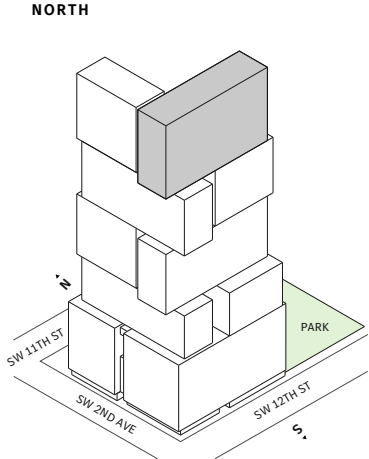
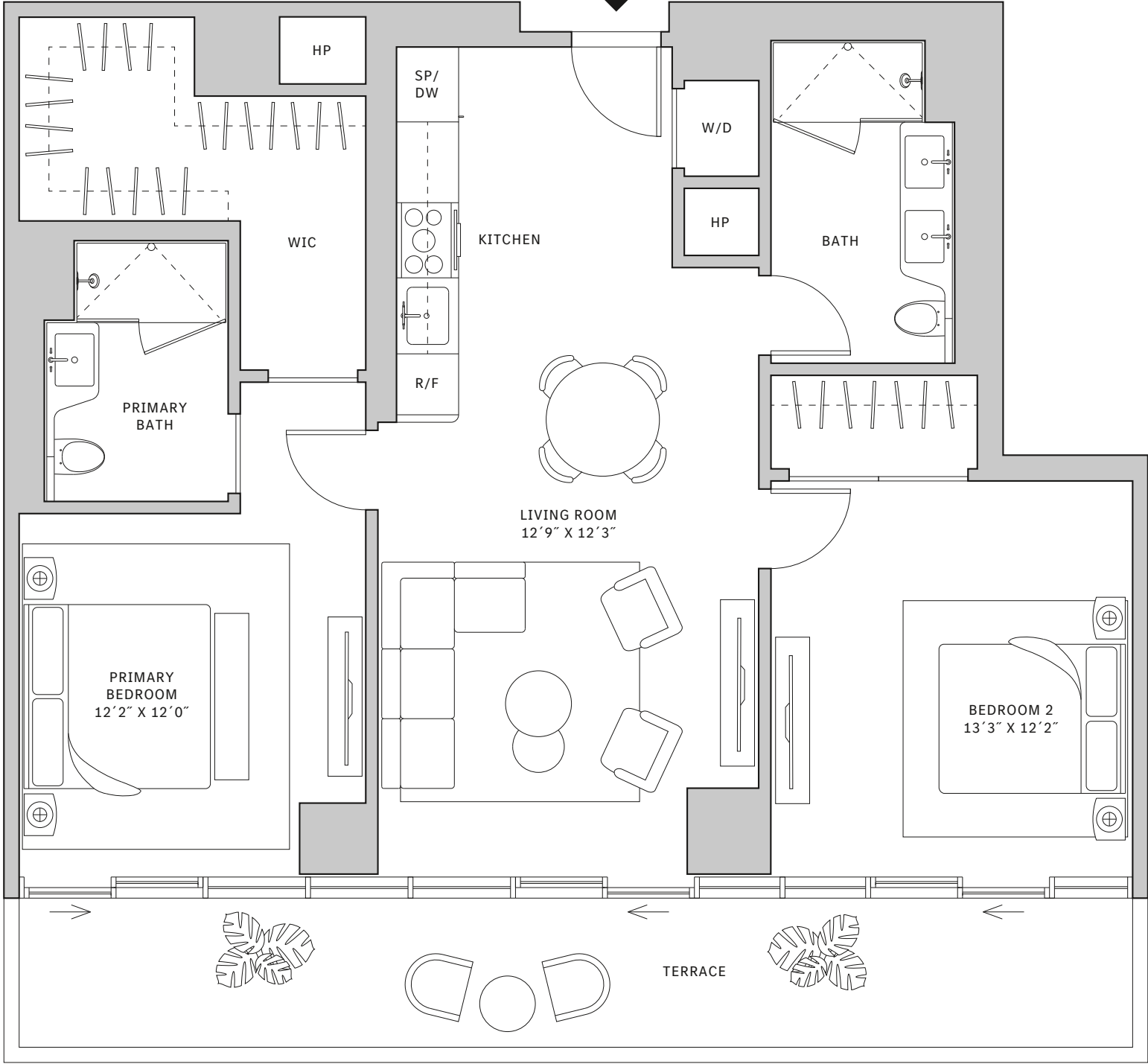
Residence 08

FLOOR 64

- ↗ South Tower
- ↗ 2 Bedrooms
- ↗ 2 Bathrooms
- ↗ Interior: 1,067 sq ft
- ↗ Terrace: 207 sq ft

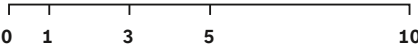
FEATURES

- ↗ Two bedrooms residence with South exposure
- ↗ 10' floor-to-ceiling windows and sliding glass doors with direct access to 5' deep terrace



MIAMI.MERCEDESBNZPLACES.COM

Developed by **JDS DEVELOPMENT GROUP**
 Exclusive Sales & Marketing by **SERHANT. NEW DEVELOPMENT.**



STATED DIMENSIONS ARE MEASURED TO THE EXTERIOR BOUNDARIES OF THE EXTERIOR WALLS AND THE CENTERLINE OF INTERIOR DEMISING WALLS AND IN FACT VARY FROM THE DIMENSIONS THAT WOULD BE DETERMINED BY USING THE DESCRIPTION AND DEFINITION OF THE "UNIT" SET FORTH IN THE DECLARATION (WHICH GENERALLY ONLY INCLUDES THE INTERIOR AIRSPACE BETWEEN THE PERIMETER WALLS AND EXCLUDES INTERIOR STRUCTURAL COMPONENTS). FOR YOUR REFERENCE, THE AREA OF THE UNIT, DETERMINED IN ACCORDANCE WITH THOSE DEFINED UNIT BOUNDARIES, IS SET FORTH IN EXHIBIT 3 TO THE DECLARATION OF THE CONDOMINIUM. NOTE THAT MEASUREMENTS OF ROOMS SET FORTH ON THIS FLOOR PLAN ARE GENERALLY TAKEN AT THE GREATEST POINTS OF EACH GIVEN ROOM (AS IF THE ROOM WERE A PERFECT RECTANGLE), WITHOUT REGARD FOR ANY CUTOUTS. ACCORDINGLY, THE AREA OF THE ACTUAL ROOM WILL TYPICALLY BE SMALLER THAN THE PRODUCT OBTAINED BY MULTIPLYING THE STATED LENGTH TIMES WIDTH. ALL DIMENSIONS ARE APPROXIMATE AND MAY VARY WITH ACTUAL CONSTRUCTION, AND ALL FLOOR PLANS AND DEVELOPMENT PLANS ARE SUBJECT TO CHANGE.



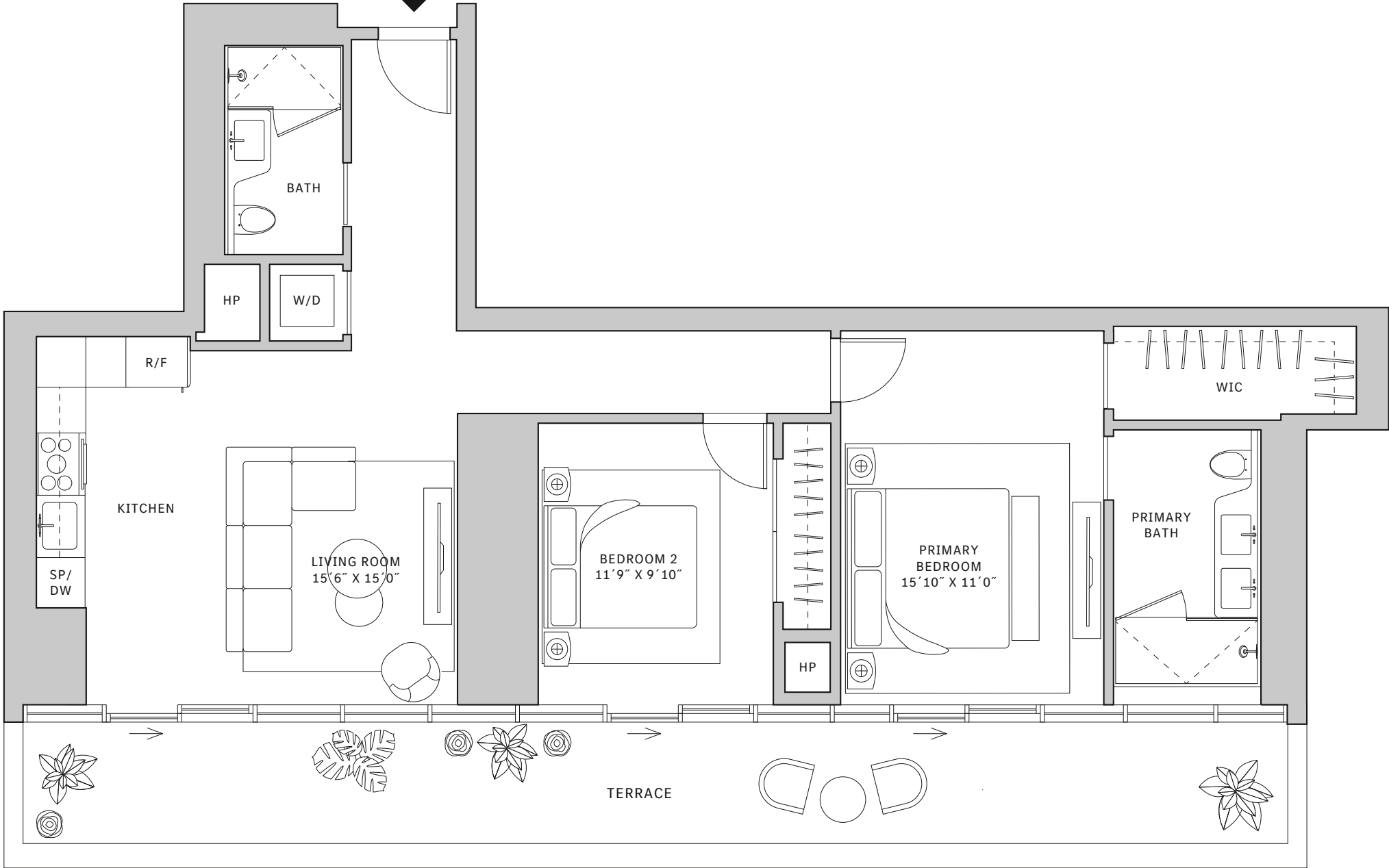
Residence 12

FLOORS 32-40

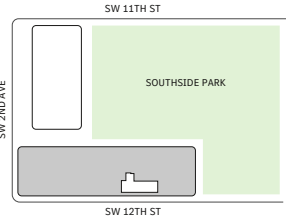
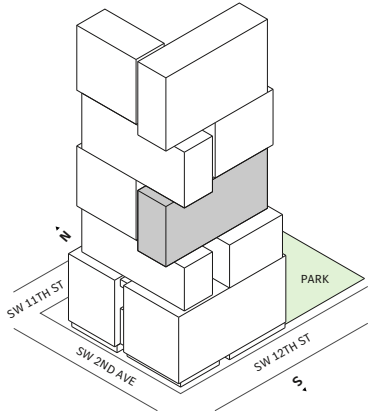
- ↗ South Tower
- ↗ 2 Bedrooms
- ↗ 2 Bathrooms
- ↗ Interior: 1,251 sq ft
- ↗ Terrace: 311 sq ft

FEATURES

- ↗ Two bedroom residence with South exposure
- ↗ 10' floor-to-ceiling windows and sliding glass doors with direct access to 5' deep terrace

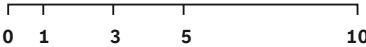


NORTH



MIAMI.MERCEDESBNZPLACES.COM

Developed by JDS DEVELOPMENT GROUP
 Exclusive Sales & Marketing by SERHANT. NEW DEVELOPMENT.



STATED DIMENSIONS ARE MEASURED TO THE EXTERIOR BOUNDARIES OF THE EXTERIOR WALLS AND THE CENTERLINE OF INTERIOR DEMISING WALLS AND IN FACT VARY FROM THE DIMENSIONS THAT WOULD BE DETERMINED BY USING THE DESCRIPTION AND DEFINITION OF THE "UNIT" SET FORTH IN THE DECLARATION (WHICH GENERALLY ONLY INCLUDES THE INTERIOR AIRSPACE BETWEEN THE PERIMETER WALLS AND EXCLUDES INTERIOR STRUCTURAL COMPONENTS). FOR YOUR REFERENCE, THE AREA OF THE UNIT, DETERMINED IN ACCORDANCE WITH THOSE DEFINED UNIT BOUNDARIES, IS SET FORTH IN EXHIBIT 3 TO THE DECLARATION OF THE CONDOMINIUM. NOTE THAT MEASUREMENTS OF ROOMS SET FORTH ON THIS FLOOR PLAN ARE GENERALLY TAKEN AT THE GREATEST POINTS OF EACH GIVEN ROOM (AS IF THE ROOM WERE A PERFECT RECTANGLE), WITHOUT REGARD FOR ANY CUTOUTS. ACCORDINGLY, THE AREA OF THE ACTUAL ROOM WILL TYPICALLY BE SMALLER THAN THE PRODUCT OBTAINED BY MULTIPLYING THE STATED LENGTH TIMES WIDTH. ALL DIMENSIONS ARE APPROXIMATE AND MAY VARY WITH ACTUAL CONSTRUCTION, AND ALL FLOOR PLANS AND DEVELOPMENT PLANS ARE SUBJECT TO CHANGE.



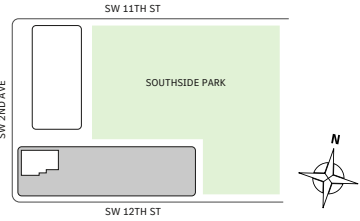
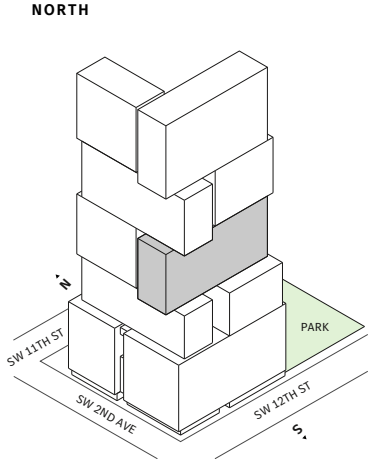
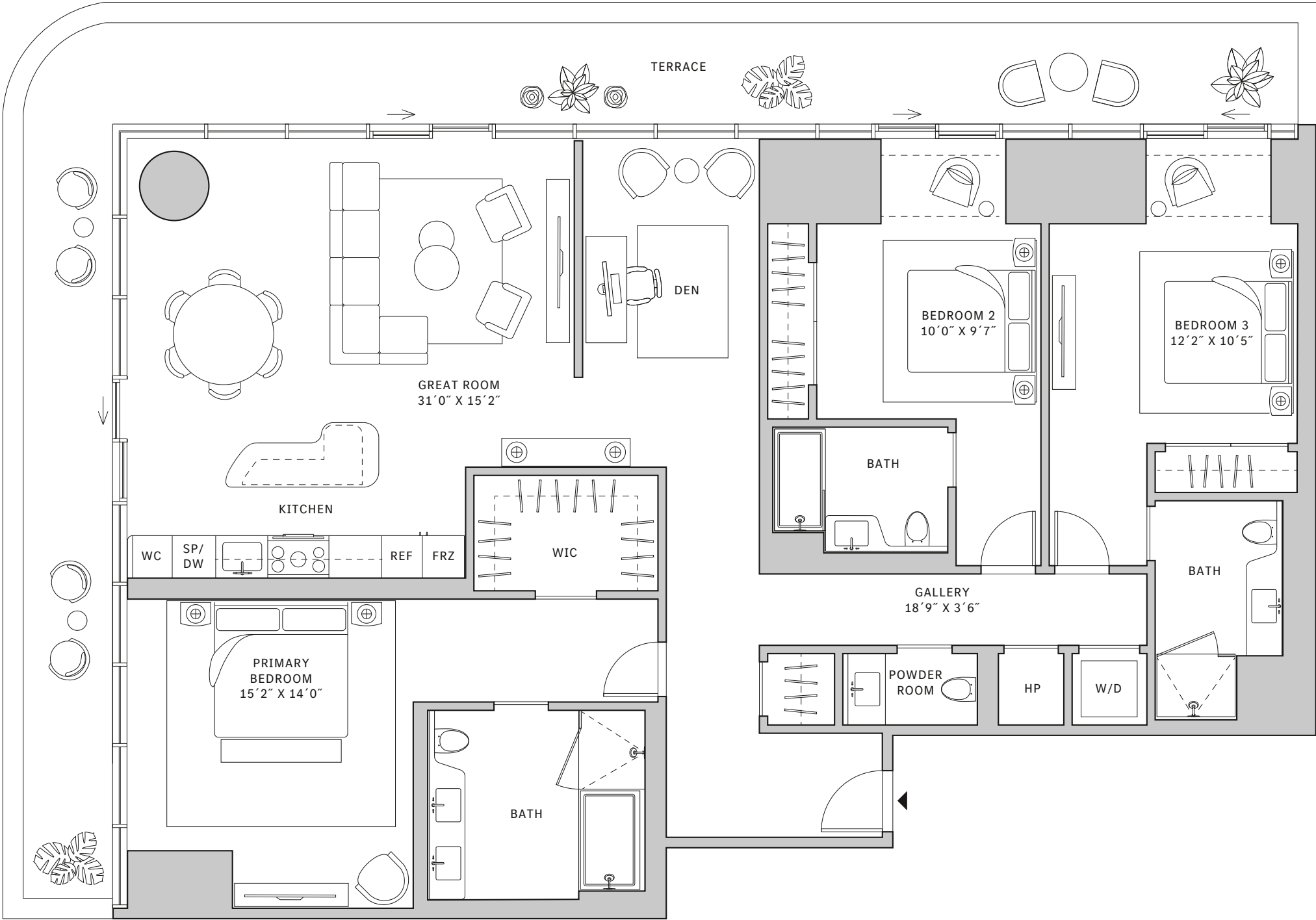
Residence 01

FLOORS 32-40

- ↗ South Tower
- ↗ 3 Bedrooms
- ↗ 3 Bathrooms
- ↗ 1 Den/Office
- ↗ 1 Powder Room
- ↗ Interior: 2,114 sq ft
- ↗ Terrace: 602 sq ft

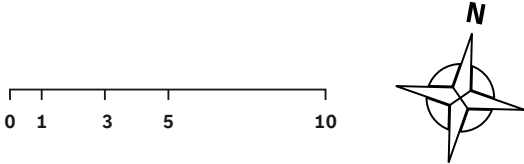
FEATURES

- ↗ Corner three-bedroom residence with panoramic West to North exposure
- ↗ 10' floor-to-ceiling windows and sliding glass doors with direct access to 5' deep wrap-around terraces



MIAMI.MERCEDESBNZPLACES.COM

Developed by JDS DEVELOPMENT GROUP
 Exclusive Sales & Marketing by SERHANT. NEW DEVELOPMENT.



STATED DIMENSIONS ARE MEASURED TO THE EXTERIOR BOUNDARIES OF THE EXTERIOR WALLS AND THE CENTERLINE OF INTERIOR DEMISING WALLS AND IN FACT VARY FROM THE DIMENSIONS THAT WOULD BE DETERMINED BY USING THE DESCRIPTION AND DEFINITION OF THE "UNIT" SET FORTH IN THE DECLARATION (WHICH GENERALLY ONLY INCLUDES THE INTERIOR AIRSPACE BETWEEN THE PERIMETER WALLS AND EXCLUDES INTERIOR STRUCTURAL COMPONENTS). FOR YOUR REFERENCE, THE AREA OF THE UNIT, DETERMINED IN ACCORDANCE WITH THOSE DEFINED UNIT BOUNDARIES, IS SET FORTH IN EXHIBIT 3 TO THE DECLARATION OF THE CONDOMINIUM. NOTE THAT MEASUREMENTS OF ROOMS SET FORTH ON THIS FLOOR PLAN ARE GENERALLY TAKEN AT THE GREATEST POINTS OF EACH GIVEN ROOM (AS IF THE ROOM WERE A PERFECT RECTANGLE), WITHOUT REGARD FOR ANY CUTOUTS. ACCORDINGLY, THE AREA OF THE ACTUAL ROOM WILL TYPICALLY BE SMALLER THAN THE PRODUCT OBTAINED BY MULTIPLYING THE STATED LENGTH TIMES WIDTH. ALL DIMENSIONS ARE APPROXIMATE AND MAY VARY WITH ACTUAL CONSTRUCTION, AND ALL FLOOR PLANS AND DEVELOPMENT PLANS ARE SUBJECT TO CHANGE.



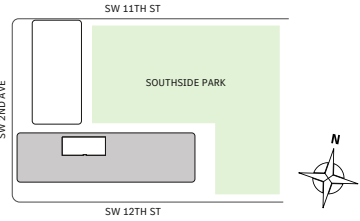
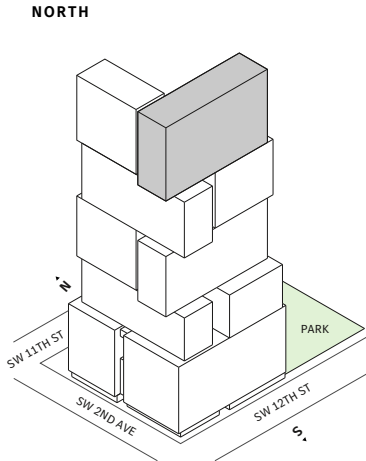
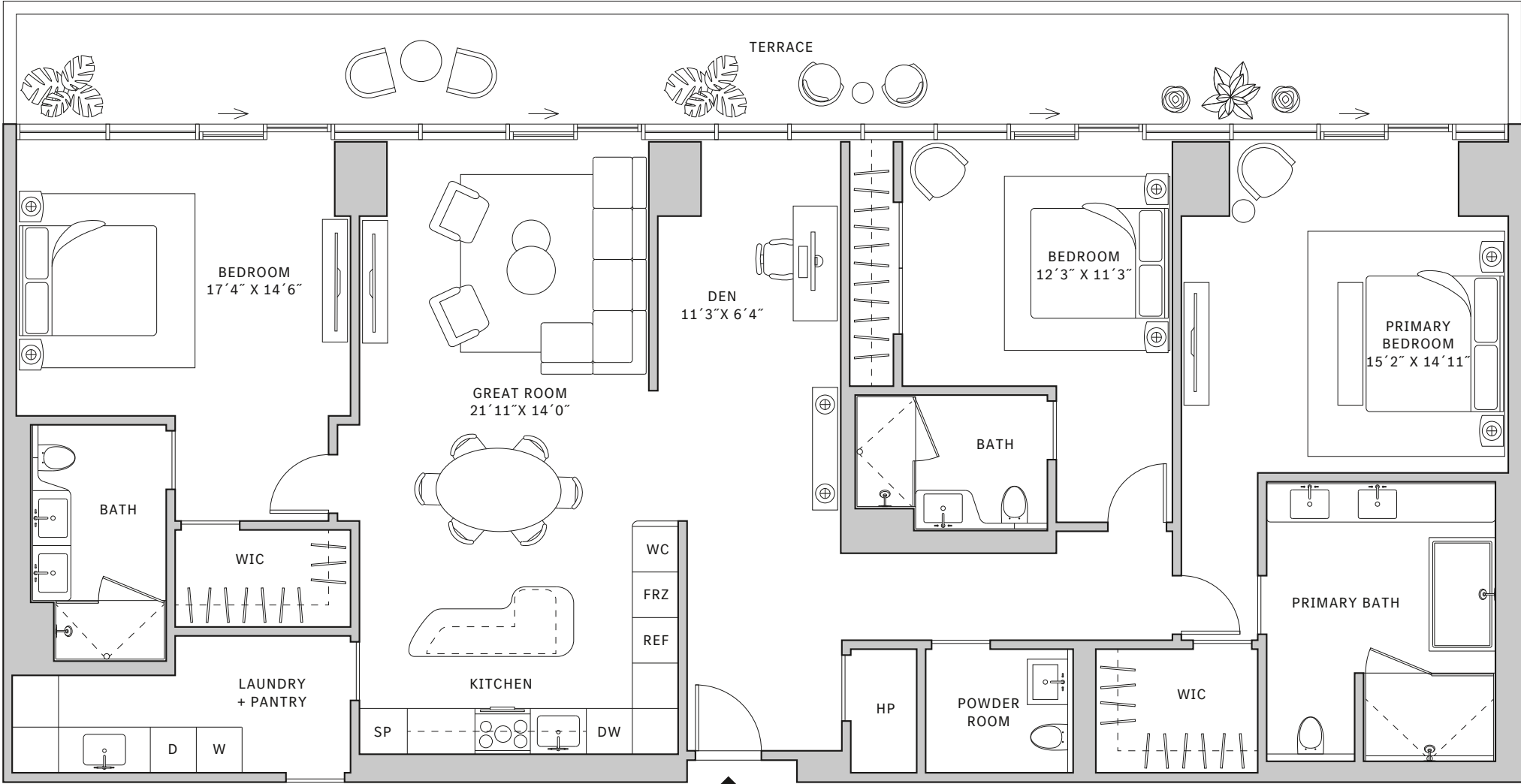
Residence 02

FLOOR 67

- ↗ South Tower
- ↗ 3 Bedrooms
- ↗ 3 Bathrooms
- ↗ 1 Den/Office
- ↗ Powder Room
- ↗ Laundry Room
- ↗ Service Entry
- ↗ Interior: 2088 sq ft
- ↗ Terrace: 385 sq ft

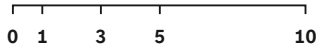
FEATURES

- ↗ Three bedrooms residence with North exposure
- ↗ 10' floor-to-ceiling windows and sliding glass doors with direct access to 5' deep terraces



MIAMI.MERCEDESBNZPLACES.COM

Developed by JDS DEVELOPMENT GROUP
 Exclusive Sales & Marketing by SERHANT. NEW DEVELOPMENT.



STATED DIMENSIONS ARE MEASURED TO THE EXTERIOR BOUNDARIES OF THE EXTERIOR WALLS AND THE CENTERLINE OF INTERIOR DEMISING WALLS AND IN FACT VARY FROM THE DIMENSIONS THAT WOULD BE DETERMINED BY USING THE DESCRIPTION AND DEFINITION OF THE "UNIT" SET FORTH IN THE DECLARATION (WHICH GENERALLY ONLY INCLUDES THE INTERIOR AIRSPACE BETWEEN THE PERIMETER WALLS AND EXCLUDES INTERIOR STRUCTURAL COMPONENTS), FOR YOUR REFERENCE, THE AREA OF THE UNIT, DETERMINED IN ACCORDANCE WITH THOSE DEFINED UNIT BOUNDARIES, IS SET FORTH IN EXHIBIT 3 TO THE DECLARATION OF THE CONDOMINIUM. NOTE THAT MEASUREMENTS OF ROOMS SET FORTH ON THIS FLOOR PLAN ARE GENERALLY TAKEN AT THE GREATEST POINTS OF EACH GIVEN ROOM (AS IF THE ROOM WERE A PERFECT RECTANGLE), WITHOUT REGARD FOR ANY CUTOUTS. ACCORDINGLY, THE AREA OF THE ACTUAL ROOM WILL TYPICALLY BE SMALLER THAN THE PRODUCT OBTAINED BY MULTIPLYING THE STATED LENGTH TIMES WIDTH. ALL DIMENSIONS ARE APPROXIMATE AND MAY VARY WITH ACTUAL CONSTRUCTION, AND ALL FLOOR PLANS AND DEVELOPMENT PLANS ARE SUBJECT TO CHANGE.



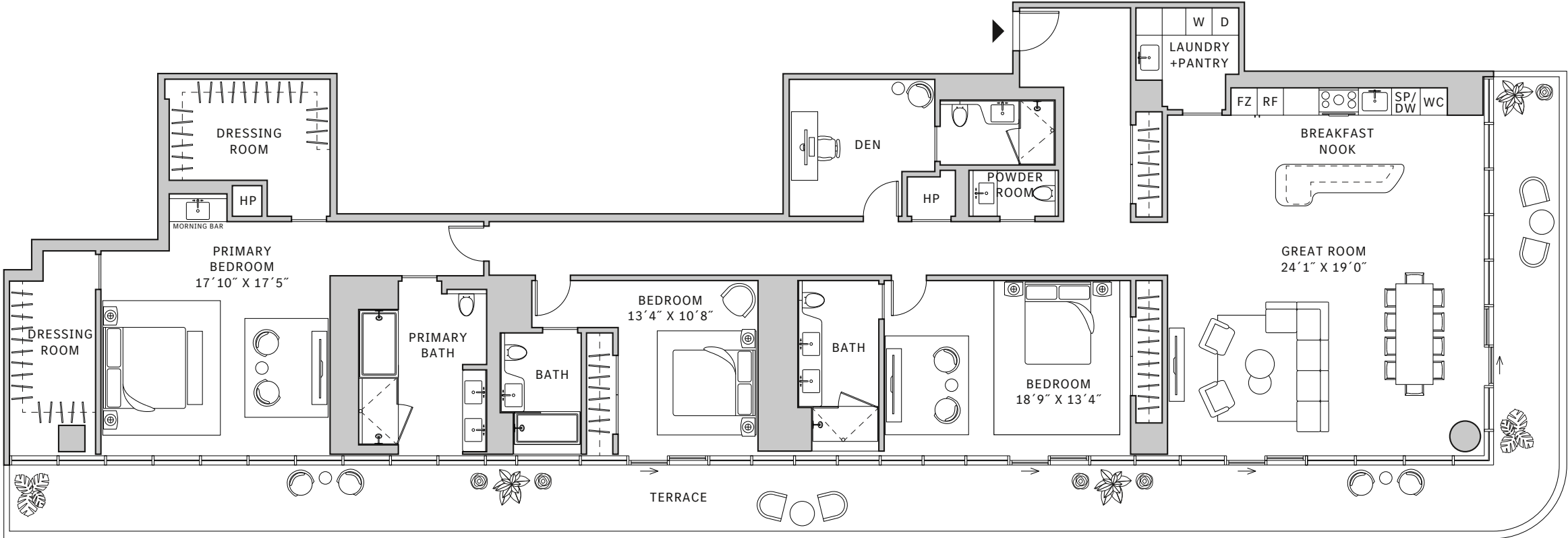
Residence 04

FLOOR 67

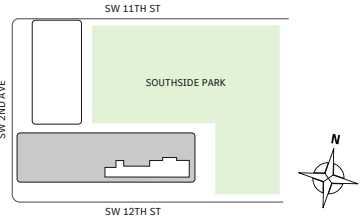
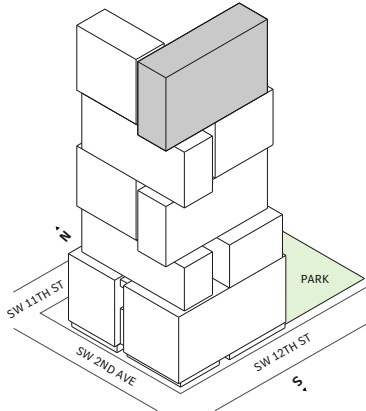
- ↗ South Tower
- ↗ 3 Bedrooms
- ↗ 4 Bathroom
- ↗ 1 Powder Room
- ↗ 1 Den/Office
- ↗ Laundry Room
- ↗ Service Entry
- ↗ Interior: 3,010 sq ft
- ↗ Terrace: 808 sq ft

FEATURES

- ↗ Corner three-bedrooms residence with panoramic East to South exposure
- ↗ 10' floor-to-ceiling windows and sliding glass doors with direct access to 5' deep wrap-around terraces

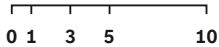


NORTH



MIAMI.MERCEDESBNZPLACES.COM

Developed by JDS DEVELOPMENT GROUP
 Exclusive Sales & Marketing by SERHANT. NEW DEVELOPMENT.



STATED DIMENSIONS ARE MEASURED TO THE EXTERIOR BOUNDARIES OF THE EXTERIOR WALLS AND THE CENTERLINE OF INTERIOR DEMISING WALLS AND IN FACT VARY FROM THE DIMENSIONS THAT WOULD BE DETERMINED BY USING THE DESCRIPTION AND DEFINITION OF THE "UNIT" SET FORTH IN THE DECLARATION (WHICH GENERALLY ONLY INCLUDES THE INTERIOR AIRSPACE BETWEEN THE PERIMETER WALLS AND EXCLUDES INTERIOR STRUCTURAL COMPONENTS). FOR YOUR REFERENCE, THE AREA OF THE UNIT, DETERMINED IN ACCORDANCE WITH THOSE DEFINED UNIT BOUNDARIES, IS SET FORTH IN EXHIBIT 3 TO THE DECLARATION OF THE CONDOMINIUM. NOTE THAT MEASUREMENTS OF ROOMS SET FORTH ON THIS FLOOR PLAN ARE GENERALLY TAKEN AT THE GREATEST POINTS OF EACH GIVEN ROOM (AS IF THE ROOM WERE A PERFECT RECTANGLE), WITHOUT REGARD FOR ANY CUTOUTS. ACCORDINGLY, THE AREA OF THE ACTUAL ROOM WILL TYPICALLY BE SMALLER THAN THE PRODUCT OBTAINED BY MULTIPLYING THE STATED LENGTH TIMES WIDTH. ALL DIMENSIONS ARE APPROXIMATE AND MAY VARY WITH ACTUAL CONSTRUCTION, AND ALL FLOOR PLANS AND DEVELOPMENT PLANS ARE SUBJECT TO CHANGE.



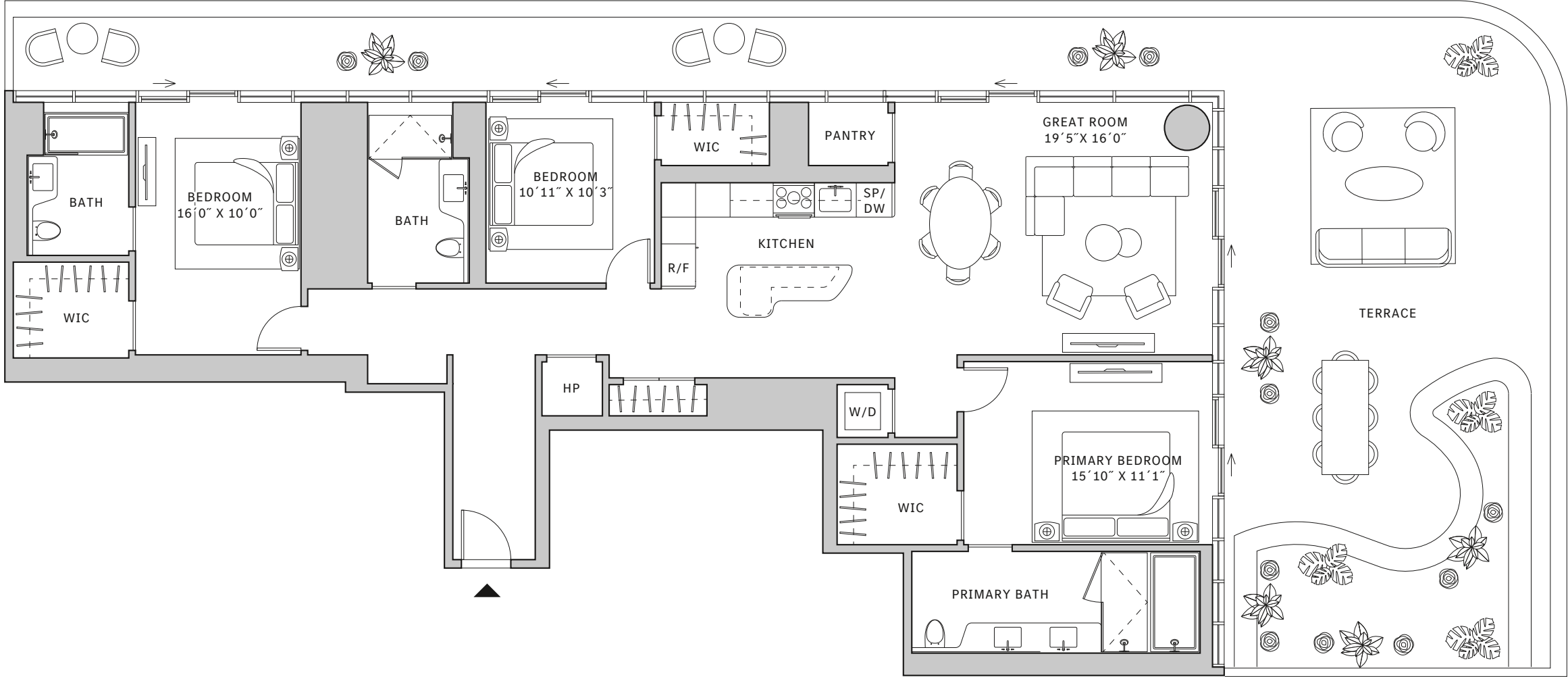
Residence 05

FLOOR 52

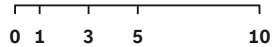
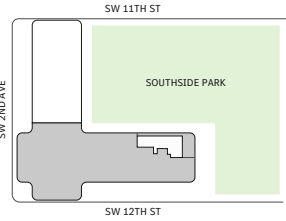
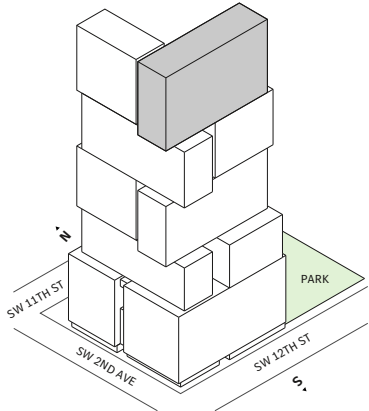
- ↗ South Tower
- ↗ 3 Bedrooms
- ↗ 3 Bathrooms
- ↗ Interior: 1832 sq ft
- ↗ Terrace: 1244 sq ft

FEATURES

- ↗ Corner three-bedrooms residence with panoramic East to North exposure
- ↗ 10' floor-to-ceiling windows and sliding glass doors with direct access to wrap-around terraces



NORTH



MIAMI.MERCEDESBNZPLACES.COM

Developed by JDS DEVELOPMENT GROUP
 Exclusive Sales & Marketing by SERHANT. NEW DEVELOPMENT.

STATED DIMENSIONS ARE MEASURED TO THE EXTERIOR BOUNDARIES OF THE EXTERIOR WALLS AND THE CENTERLINE OF INTERIOR DEMISING WALLS AND IN FACT VARY FROM THE DIMENSIONS THAT WOULD BE DETERMINED BY USING THE DESCRIPTION AND DEFINITION OF THE "UNIT" SET FORTH IN THE DECLARATION (WHICH GENERALLY ONLY INCLUDES THE INTERIOR AIRSPACE BETWEEN THE PERIMETER WALLS AND EXCLUDES INTERIOR STRUCTURAL COMPONENTS). FOR YOUR REFERENCE, THE AREA OF THE UNIT, DETERMINED IN ACCORDANCE WITH THOSE DEFINED UNIT BOUNDARIES, IS SET FORTH IN EXHIBIT 3 TO THE DECLARATION OF THE CONDOMINIUM. NOTE THAT MEASUREMENTS OF ROOMS SET FORTH ON THIS FLOOR PLAN ARE GENERALLY TAKEN AT THE GREATEST POINTS OF EACH GIVEN ROOM (AS IF THE ROOM WERE A PERFECT RECTANGLE), WITHOUT REGARD FOR ANY CUTOUTS. ACCORDINGLY, THE AREA OF THE ACTUAL ROOM WILL TYPICALLY BE SMALLER THAN THE PRODUCT OBTAINED BY MULTIPLYING THE STATED LENGTH TIMES WIDTH. ALL DIMENSIONS ARE APPROXIMATE AND MAY VARY WITH ACTUAL CONSTRUCTION, AND ALL FLOOR PLANS AND DEVELOPMENT PLANS ARE SUBJECT TO CHANGE.



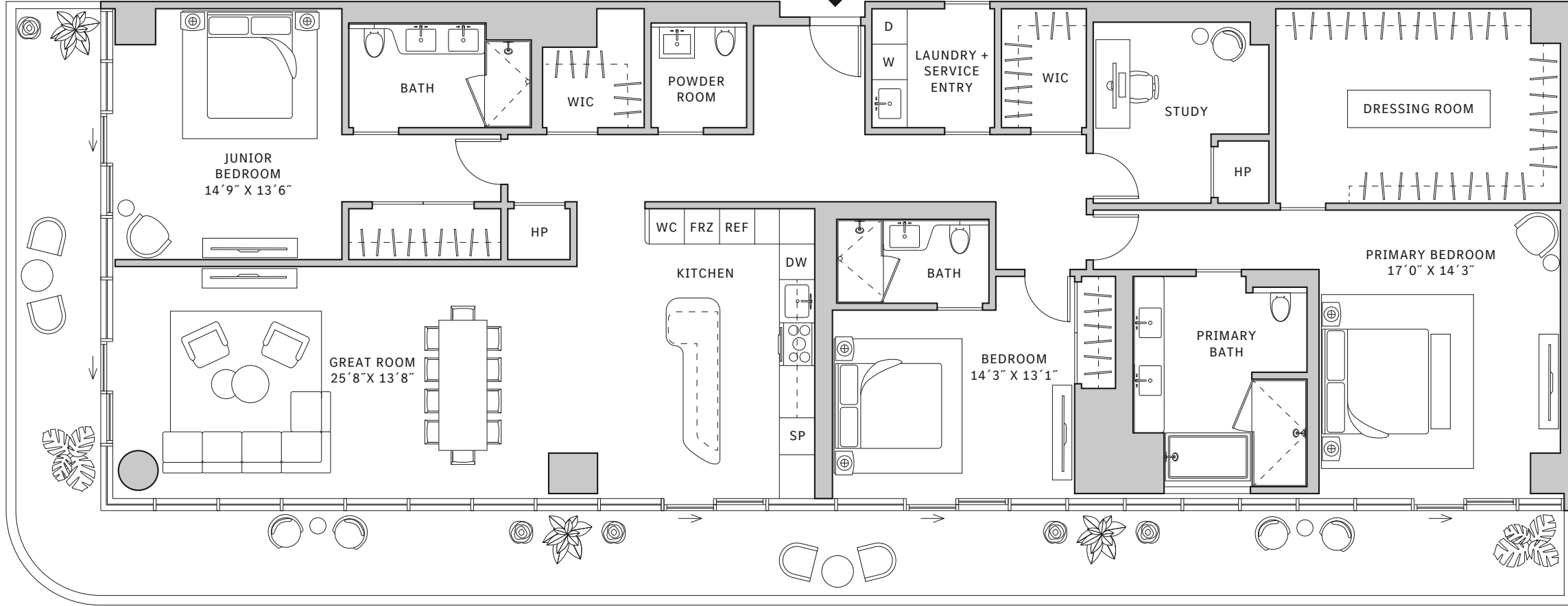
Residence 06

FLOOR 67

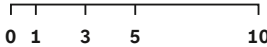
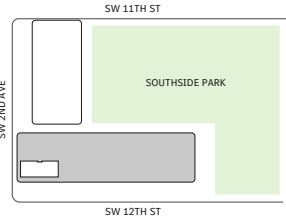
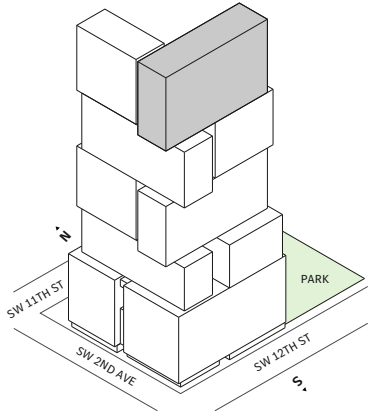
- ↗ South Tower
- ↗ 3 Bedrooms
- ↗ 3 Bathrooms
- ↗ 1 Powder Room
- ↗ Laundry Room
- ↗ Service Entry
- ↗ Interior: 2,563 sq ft
- ↗ Terrace: 657 sq ft

FEATURES

- ↗ Corner Three-bedrooms residence with panoramic West to South exposure
- ↗ 10' floor-to-ceiling windows and sliding glass doors with direct access to 5' deep wrap-around terraces



NORTH



MIAMI.MERCEDESBNZPLACES.COM

Developed by JDS DEVELOPMENT GROUP
 Exclusive Sales & Marketing by SERHANT. NEW DEVELOPMENT.

STATED DIMENSIONS ARE MEASURED TO THE EXTERIOR BOUNDARIES OF THE EXTERIOR WALLS AND THE CENTERLINE OF INTERIOR DEMISING WALLS AND IN FACT VARY FROM THE DIMENSIONS THAT WOULD BE DETERMINED BY USING THE DESCRIPTION AND DEFINITION OF THE "UNIT" SET FORTH IN THE DECLARATION (WHICH GENERALLY ONLY INCLUDES THE INTERIOR AIRSPACE BETWEEN THE PERIMETER WALLS AND EXCLUDES INTERIOR STRUCTURAL COMPONENTS). FOR YOUR REFERENCE, THE AREA OF THE UNIT, DETERMINED IN ACCORDANCE WITH THOSE DEFINED UNIT BOUNDARIES, IS SET FORTH IN EXHIBIT 3 TO THE DECLARATION OF THE CONDOMINIUM. NOTE THAT MEASUREMENTS OF ROOMS SET FORTH ON THIS FLOOR PLAN ARE GENERALLY TAKEN AT THE GREATEST POINTS OF EACH GIVEN ROOM (AS IF THE ROOM WERE A PERFECT RECTANGLE), WITHOUT REGARD FOR ANY CUTOUTS. ACCORDINGLY, THE AREA OF THE ACTUAL ROOM WILL TYPICALLY BE SMALLER THAN THE PRODUCT OBTAINED BY MULTIPLYING THE STATED LENGTH TIMES WIDTH. ALL DIMENSIONS ARE APPROXIMATE AND MAY VARY WITH ACTUAL CONSTRUCTION, AND ALL FLOOR PLANS AND DEVELOPMENT PLANS ARE SUBJECT TO CHANGE.



Residence 11

FLOOR 64

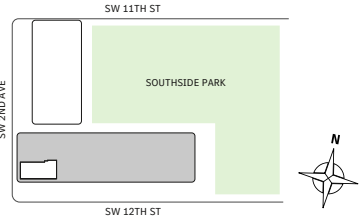
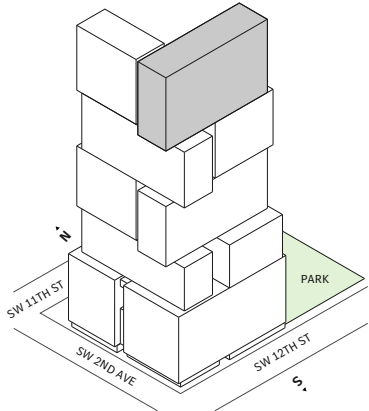
- ↗ South Tower
- ↗ 3 Bedrooms
- ↗ 3 Bathrooms
- ↗ Interior: 1654 sq ft
- ↗ Terrace: 494 sq ft

FEATURES

- ↗ Corner three-bedrooms residence with panoramic West, South and East exposure
- ↗ 10' floor-to-ceiling windows and sliding glass doors with direct access to 5' deep wrap-around terraces

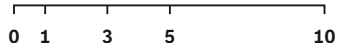


NORTH



MIAMI.MERCEDESBNZPLACES.COM

Developed by **JDS DEVELOPMENT GROUP**
 Exclusive Sales & Marketing by **SERHANT. NEW DEVELOPMENT.**



STATED DIMENSIONS ARE MEASURED TO THE EXTERIOR BOUNDARIES OF THE EXTERIOR WALLS AND THE CENTERLINE OF INTERIOR DEMISING WALLS AND IN FACT VARY FROM THE DIMENSIONS THAT WOULD BE DETERMINED BY USING THE DESCRIPTION AND DEFINITION OF THE "UNIT" SET FORTH IN THE DECLARATION (WHICH GENERALLY ONLY INCLUDES THE INTERIOR AIRSPACE BETWEEN THE PERIMETER WALLS AND EXCLUDES INTERIOR STRUCTURAL COMPONENTS). FOR YOUR REFERENCE, THE AREA OF THE UNIT, DETERMINED IN ACCORDANCE WITH THOSE DEFINED UNIT BOUNDARIES, IS SET FORTH IN EXHIBIT 3 TO THE DECLARATION OF THE CONDOMINIUM. NOTE THAT MEASUREMENTS OF ROOMS SET FORTH ON THIS FLOOR PLAN ARE GENERALLY TAKEN AT THE GREATEST POINTS OF EACH GIVEN ROOM (AS IF THE ROOM WERE A PERFECT RECTANGLE), WITHOUT REGARD FOR ANY CUTOUTS. ACCORDINGLY, THE AREA OF THE ACTUAL ROOM WILL TYPICALLY BE SMALLER THAN THE PRODUCT OBTAINED BY MULTIPLYING THE STATED LENGTH TIMES WIDTH. ALL DIMENSIONS ARE APPROXIMATE AND MAY VARY WITH ACTUAL CONSTRUCTION, AND ALL FLOOR PLANS AND DEVELOPMENT PLANS ARE SUBJECT TO CHANGE.



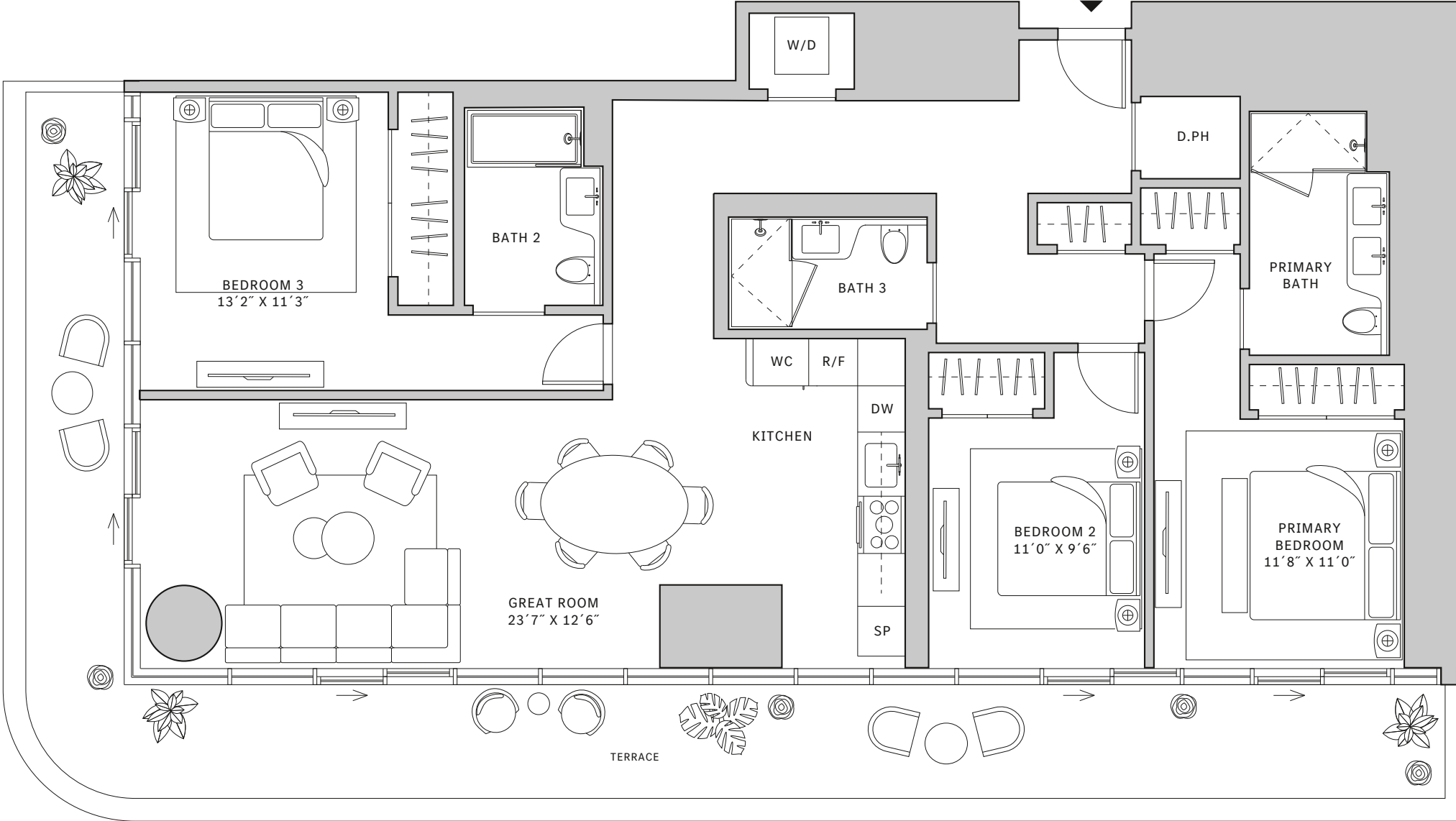
Residence 16

FLOORS 32-40

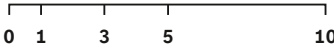
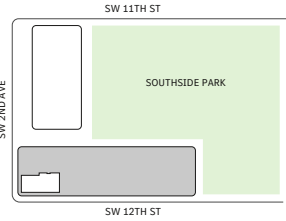
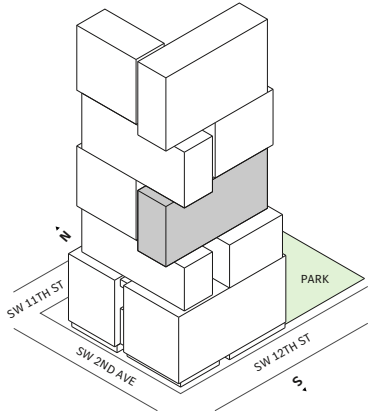
- ↗ South Tower
- ↗ 3 Bedrooms
- ↗ 3 Bathrooms
- ↗ Interior: 1,640 sq ft
- ↗ Terrace: 487 sq ft

FEATURES

- ↗ Corner three-bedrooms residence with South to West exposure
- ↗ 10' floor-to-ceiling windows and sliding glass doors with direct access to 5' deep wrap-around terraces



NORTH



MIAMI.MERCEDESBNZPLACES.COM

Developed by JDS DEVELOPMENT GROUP
 Exclusive Sales & Marketing by SERHANT. NEW DEVELOPMENT.

STATED DIMENSIONS ARE MEASURED TO THE EXTERIOR BOUNDARIES OF THE EXTERIOR WALLS AND THE CENTERLINE OF INTERIOR DEMISING WALLS AND IN FACT VARY FROM THE DIMENSIONS THAT WOULD BE DETERMINED BY USING THE DESCRIPTION AND DEFINITION OF THE "UNIT" SET FORTH IN THE DECLARATION (WHICH GENERALLY ONLY INCLUDES THE INTERIOR AIRSPACE BETWEEN THE PERIMETER WALLS AND EXCLUDES INTERIOR STRUCTURAL COMPONENTS). FOR YOUR REFERENCE, THE AREA OF THE UNIT, DETERMINED IN ACCORDANCE WITH THOSE DEFINED UNIT BOUNDARIES, IS SET FORTH IN EXHIBIT 3 TO THE DECLARATION OF THE CONDOMINIUM. NOTE THAT MEASUREMENTS OF ROOMS SET FORTH ON THIS FLOOR PLAN ARE GENERALLY TAKEN AT THE GREATEST POINTS OF EACH GIVEN ROOM (AS IF THE ROOM WERE A PERFECT RECTANGLE), WITHOUT REGARD FOR ANY CUTOITS. ACCORDINGLY, THE AREA OF THE ACTUAL ROOM WILL TYPICALLY BE SMALLER THAN THE PRODUCT OBTAINED BY MULTIPLYING THE STATED LENGTH TIMES WIDTH. ALL DIMENSIONS ARE APPROXIMATE AND MAY VARY WITH ACTUAL CONSTRUCTION, AND ALL FLOOR PLANS AND DEVELOPMENT PLANS ARE SUBJECT TO CHANGE. THIS ADVERTISEMENT IS MADE PURSUANT TO COOPERATIVE POLICY STATEMENT #12, FILE NO. CP24-0025, ISSUED BY THE NEW YORK STATE DEPARTMENT OF LAW. THE COMPLETE OFFERING TERMS ARE IN A PROSPECTUS AVAILABLE FROM OFFEROR. OFFEROR: 191 SW 12 OWNER LLC, 120 NE 27TH STREET, STE. 200, MIAMI, FL 33137.