

SALES GALLERY  
1213 South Ocean Boulevard,  
Pompano Beach, Florida 33062

RESIDENCES  
1350 South Ocean Boulevard  
Pompano Beach, FL 33062

Inquire – 754.202.0992

[WaldorfAstoriaResidencesPompanoBeach.com](http://WaldorfAstoriaResidencesPompanoBeach.com)



WALDORF ASTORIA®  
RESIDENCES • POMPAÑO BEACH

FLOORPLATE  
FLOORS 5 – 27





RESIDENCE 01  
4 BEDROOM, 4.5 BATHROOM + DEN

INTERIOR: 3,504 SF  
EXTERIOR: 1,156 SF\*  
TOTAL: 4,660 SF

RESIDENCE 02  
3 BEDROOM, 3.5 BATHROOM + DEN

INTERIOR: 2,881 SF  
EXTERIOR: 654 SF\*  
TOTAL: 3,535 SF

RESIDENCE 03  
4 BEDROOM, 4.5 BATHROOM + DEN

INTERIOR: 3,557 SF  
EXTERIOR: 1,074 SF\*  
TOTAL: 4,631 SF

RESIDENCE 04  
2 BEDROOM, 2.5 BATHROOM + DEN

INTERIOR: 2,097 SF  
EXTERIOR: 505 SF\*  
TOTAL: 2,602 SF



SALES GALLERY  
1213 South Ocean Boulevard,  
Pompano Beach, Florida 33062

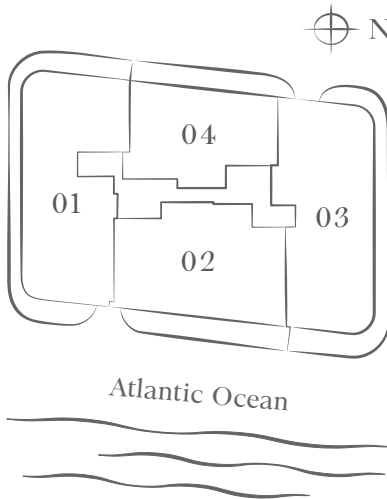
RESIDENCES  
1350 South Ocean Boulevard  
Pompano Beach, FL 33062

Inquire – 754.202.0992

WaldorfAstoriaResidencesPompanoBeach.com




\* Balcony designs and areas vary from floor to floor. Floor 8 shown for illustrative purposes.



ⓘ The dimensions stated for this floor plan are approximate because there are various recognized methods for calculating the square footage of a unit. The square footage stated here is calculated from the exterior boundaries of the exterior walls to the centerline of interior demising walls without deductions for cutouts, curves, or architectural features. This method results in quoted dimensions greater than what would be calculated using other accepted methods. The definition of "Unit" and the calculation method to be relied upon is set forth by the Developer in Developer's prospectus which method may result in a square footage calculation less than the calculation method used here. Renderings depict features not included with purchase, such as furnishings and fixtures. The room layouts and uses of spaces shown are not guaranteed. The dimensions of terraces and balconies is estimated and completed sizes will vary with construction. Consult the Developer's prospectus to learn what is included with Unit purchase and to understand Unit dimensions. 2024 © 1350 POMPANO DEVELOPER, LP, with all rights reserved.





WALDORF ASTORIA®  
RESIDENCES • POMPAÑO BEACH

RESIDENCE 01





WALDORF ASTORIA  
RESIDENCES POMPAÑO BEACH  
IS THE ULTIMATE IN LUXURY,  
WITH EVERY DETAIL  
PERFECTLY CONSIDERED

RESIDENCE 01  
4 BEDROOM, 4.5 BATHROOM + DEN

INTERIOR:	3,504 SF
EXTERIOR:	1,156 SF*
TOTAL:	4,660 SF

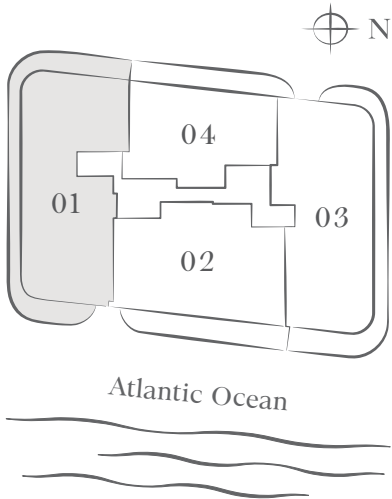
\* Balconies design and area vary from floor to floor.  
Floor 8 shown for illustrative purposes.



SALES GALLERY  
1213 South Ocean Boulevard,  
Pompano Beach, Florida 33062


RESIDENCES  
1350 South Ocean Boulevard  
Pompano Beach, FL 33062

WaldorfAstoriaResidencesPompanoBeach.com



The dimensions stated for this floor plan are approximate because there are various recognized methods for calculating the square footage of a unit. The square footage stated here is calculated from the exterior boundaries of the exterior walls to the centerline of interior demising walls without deductions for cutouts, curves, or architectural features. This method typically results in quoted dimensions greater than the dimensions that would be determined by using other accepted methods. The definition of "Unit" and the calculation method to be relied upon is set forth by the Developer in Developer's prospectus which method may result in a square footage calculation less than the result of the calculation method used here. Renderings depict features not included with purchase, but which are available at an additional cost such as wine bar and closet millwork among others. Consult the Developer's prospectus to learn what is included with Unit purchase and to understand Unit dimensions. 2023 © 1350 POMPAÑO DEVELOPER, LP, with all rights reserved.





WALDORF ASTORIA®  
RESIDENCES • POMPAÑO BEACH

01-02 COMBO RESIDENCE





WALDORF ASTORIA  
RESIDENCES POMPANO BEACH  
IS THE ULTIMATE IN LUXURY,  
WITH EVERY DETAIL  
PERFECTLY CONSIDERED

01-02 COMBO  
RESIDENCE

5 BEDROOM, 6 BATHROOM  
+ DEN + STUDY

INTERIOR: 6,385 SF  
EXTERIOR: 1,810 SF\*  
TOTAL: 8,195 SF

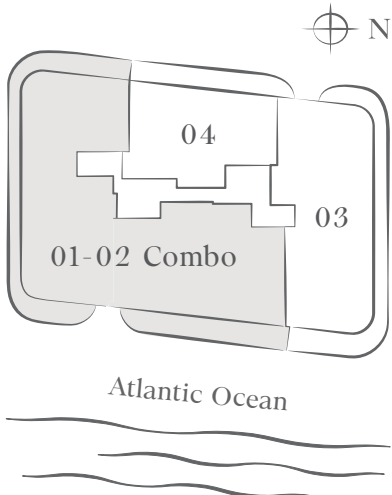
\* Balconies design and area vary from floor to floor.



SALES GALLERY  
1213 South Ocean Boulevard,  
Pompano Beach, Florida 33062


RESIDENCES  
1350 South Ocean Boulevard  
Pompano Beach, FL 33062

WaldorfAstoriaResidencesPompanoBeach.com



The dimensions stated for this floor plan are approximate because there are various recognized methods for calculating the square footage of a unit. The square footage stated here is calculated from the exterior boundaries of the exterior walls to the centerline of interior demising walls without deductions for cutouts, curves, or architectural features. This method typically results in quoted dimensions greater than the dimensions that would be determined by using other accepted methods. The definition of "Unit" and the calculation method to be relied upon is set forth by the Developer in Developer's prospectus which method may result in a square footage calculation less than the result of the calculation method used here. Renderings depict features not included with purchase, but which are available at an additional cost such as wine bar and closet millwork among others. Consult the Developer's prospectus to learn what is included with Unit purchase and to understand Unit dimensions. 2023 © 1350 POMPANO DEVELOPER, LP, with all rights reserved.





WALDORF ASTORIA®  
RESIDENCES • POMPAÑO BEACH

RESIDENCE 02





WALDORF ASTORIA  
RESIDENCES POMPANO BEACH  
IS THE ULTIMATE IN LUXURY,  
WITH EVERY DETAIL  
PERFECTLY CONSIDERED

RESIDENCE 02  
3 BEDROOM, 3.5 BATHROOM + DEN

INTERIOR:	2,881 SF
EXTERIOR:	654 SF*
TOTAL:	3,535 SF

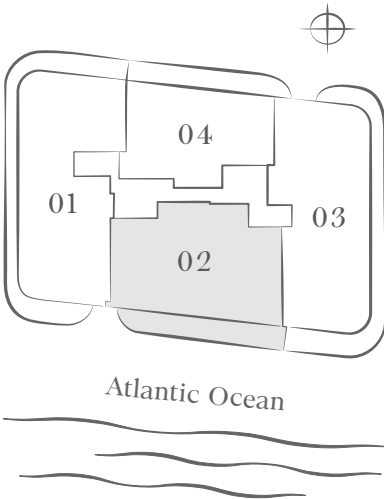
\* Balconies design and area vary from floor to floor.  
Floor 8 shown for illustrative purposes.



SALES GALLERY  
1213 South Ocean Boulevard,  
Pompano Beach, Florida 33062


RESIDENCES  
1350 South Ocean Boulevard  
Pompano Beach, FL 33062

WaldorfAstoriaResidencesPompanoBeach.com



The dimensions stated for this floor plan are approximate because there are various recognized methods for calculating the square footage of a unit. The square footage stated here is calculated from the exterior boundaries of the exterior walls to the centerline of interior demising walls without deductions for cutouts, curves, or architectural features. This method typically results in quoted dimensions greater than the dimensions that would be determined by using other accepted methods. The definition of "Unit" and the calculation method to be relied upon is set forth by the Developer in Developer's prospectus which method may result in a square footage calculation less than the result of the calculation method used here. Renderings depict features not included with purchase, but which are available at an additional cost such as wine bar and closet millwork among others. Consult the Developer's prospectus to learn what is included with Unit purchase and to understand Unit dimensions. 2023 © 1350 POMPANO DEVELOPER, LP, with all rights reserved.





WALDORF ASTORIA®  
RESIDENCES • POMPAÑO BEACH

02-03 COMBO RESIDENCE





WALDORF ASTORIA  
RESIDENCES POMPANO BEACH  
IS THE ULTIMATE IN LUXURY,  
WITH EVERY DETAIL  
PERFECTLY CONSIDERED

02-03 COMBO  
RESIDENCE

5 BEDROOM, 6 BATHROOM + DEN

INTERIOR: 6,438 SF  
EXTERIOR: 1,728 SF\*  
TOTAL: 8,166 SF

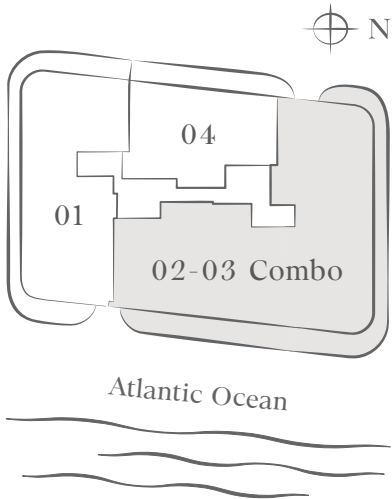
\* Balconies design and area vary from floor to floor.



SALES GALLERY  
1213 South Ocean Boulevard,  
Pompano Beach, Florida 33062


RESIDENCES  
1350 South Ocean Boulevard  
Pompano Beach, FL 33062

WaldorfAstoriaResidencesPompanoBeach.com



The dimensions stated for this floor plan are approximate because there are various recognized methods for calculating the square footage of a unit. The square footage stated here is calculated from the exterior boundaries of the exterior walls to the centerline of interior demising walls without deductions for cutouts, curves, or architectural features. This method typically results in quoted dimensions greater than the dimensions that would be determined by using other accepted methods. The definition of "Unit" and the calculation method to be relied upon is set forth by the Developer in Developer's prospectus which method may result in a square footage calculation less than the result of the calculation method used here. Renderings depict features not included with purchase, but which are available at an additional cost such as wine bar and closet millwork among others. Consult the Developer's prospectus to learn what is included with Unit purchase and to understand Unit dimensions. 2023 © 1350 POMPANO DEVELOPER, LP, with all rights reserved.





WALDORF ASTORIA®  
RESIDENCES • POMPAÑO BEACH

RESIDENCE 03





WALDORF ASTORIA  
RESIDENCES POMPANO BEACH  
IS THE ULTIMATE IN LUXURY,  
WITH EVERY DETAIL  
PERFECTLY CONSIDERED

RESIDENCE 03  
4 BEDROOM, 4.5 BATHROOM + DEN

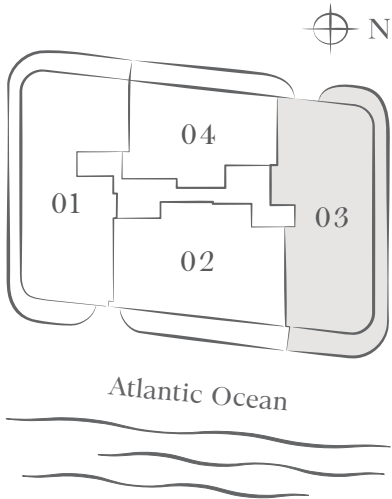
INTERIOR:	3,557 SF
EXTERIOR:	1,074 SF*
TOTAL:	4,631 SF

\* Balconies design and area vary from floor to floor.  
Floor 8 shown for illustrative purposes.

SALES GALLERY  
1213 South Ocean Boulevard,  
Pompano Beach, Florida 33062


RESIDENCES  
1350 South Ocean Boulevard  
Pompano Beach, FL 33062

WaldorfAstoriaResidencesPompanoBeach.com



The dimensions stated for this floor plan are approximate because there are various recognized methods for calculating the square footage of a unit. The square footage stated here is calculated from the exterior boundaries of the exterior walls to the centerline of interior demising walls without deductions for cutouts, curves, or architectural features. This method typically results in quoted dimensions greater than the dimensions that would be determined by using other accepted methods. The definition of "Unit" and the calculation method to be relied upon is set forth by the Developer in Developer's prospectus which method may result in a square footage calculation less than the result of the calculation method used here. Renderings depict features not included with purchase, but which are available at an additional cost such as wine bar and closet millwork among others. Consult the Developer's prospectus to learn what is included with Unit purchase and to understand Unit dimensions. 2023 © 1350 POMPANO DEVELOPER, LP, with all rights reserved.





WALDORF ASTORIA®  
RESIDENCES • POMPAÑO BEACH

RESIDENCE 04





WALDORF ASTORIA  
RESIDENCES POMPANO BEACH  
IS THE ULTIMATE IN LUXURY,  
WITH EVERY DETAIL  
PERFECTLY CONSIDERED

RESIDENCE 04  
2 BEDROOM, 2.5 BATHROOM + DEN

INTERIOR:	2,097 SF
EXTERIOR:	505 SF*
TOTAL:	2,602 SF

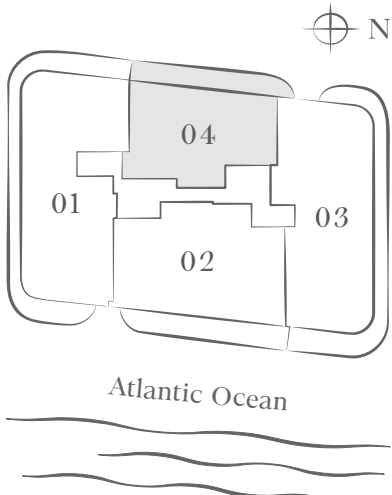
\* Balconies design and area vary from floor to floor.  
Floor 8 shown for illustrative purposes.



SALES GALLERY  
1213 South Ocean Boulevard,  
Pompano Beach, Florida 33062


RESIDENCES  
1350 South Ocean Boulevard  
Pompano Beach, FL 33062

WaldorfAstoriaResidencesPompanoBeach.com



ⓘ The dimensions stated for this floor plan are approximate because there are various recognized methods for calculating the square footage of a unit. The square footage stated here is calculated from the exterior boundaries of the exterior walls to the centerline of interior demising walls without deductions for cutouts, curves, or architectural features. This method typically results in quoted dimensions greater than the dimensions that would be determined by using other accepted methods. The definition of "Unit" and the calculation method to be relied upon is set forth by the Developer in Developer's prospectus which method may result in a square footage calculation less than the result of the calculation method used here. Renderings depict features not included with purchase, but which are available at an additional cost such as wine bar and closet millwork among others. Consult the Developer's prospectus to learn what is included with Unit purchase and to understand Unit dimensions. 2023 © 1350 POMPANO DEVELOPER, LP, with all rights reserved.





WALDORF ASTORIA®  
RESIDENCES • POMPAÑO BEACH

LPH01 PENTHOUSE RESIDENCE





WALDORF ASTORIA  
RESIDENCES POMPANO BEAC  
IS THE ULTIMATE IN LUXURY,  
WITH EVERY DETAIL  
PERFECTLY CONSIDERED

LPH01 PENTHOUSE  
RESIDENCE

5 BEDROOM, 6.5 BATHROOM + DEN

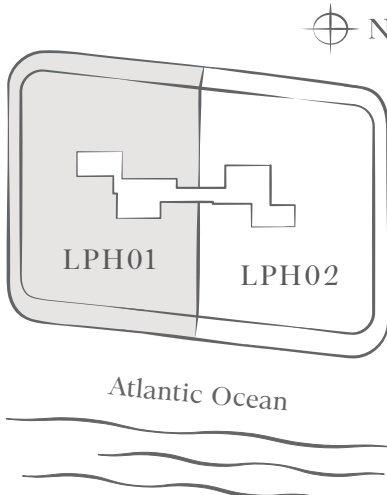
INTERIOR:	6,128 SF
EXTERIOR:	1,828 SF
TOTAL:	7,956 SF



SALES GALLERY  
1213 South Ocean Boulevard,  
Pompano Beach, Florida 33062


RESIDENCES  
1350 South Ocean Boulevard  
Pompano Beach, FL 33062

WaldorfAstoriaResidencesPompanoBeach.com



The dimensions stated for this floor plan are approximate because there are various recognized methods for calculating the square footage of a unit. The square footage stated here is calculated from the exterior boundaries of the exterior walls to the centerline of interior demising walls without deductions for cutouts, curves, or architectural features. This method typically results in quoted dimensions greater than the dimensions that would be determined by using other accepted methods. The definition of "Unit" and the calculation method to be relied upon is set forth by the Developer in Developer's prospectus which method may result in a square footage calculation less than the result of the calculation method used here. Renderings depict features not included with purchase, but which are available at an additional cost such as wine bar and closet millwork among others. Consult the Developer's prospectus to learn what is included with Unit purchase and to understand Unit dimensions. 2023 © 1350 POMPANO DEVELOPER, LP, with all rights reserved.





WALDORF ASTORIA®  
RESIDENCES • POMPAÑO BEACH

LPH02 PENTHOUSE RESIDENCE





WALDORF ASTORIA  
RESIDENCES POMPANO BEAC  
IS THE ULTIMATE IN LUXURY,  
WITH EVERY DETAIL  
PERFECTLY CONSIDERED

LPH02 PENTHOUSE  
RESIDENCE

5 BEDROOM, 5.5 BATHROOM + DEN

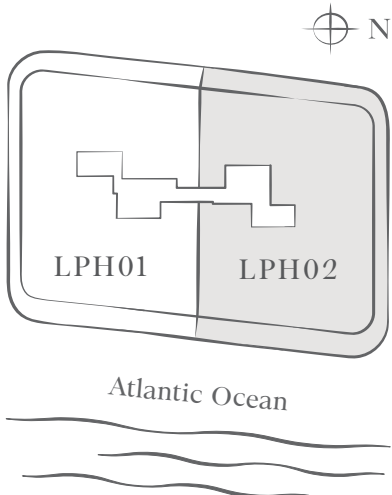
INTERIOR:	6,013 SF
EXTERIOR:	1,805 SF
TOTAL:	7,818 SF



SALES GALLERY  
1213 South Ocean Boulevard,  
Pompano Beach, Florida 33062

RESIDENCES  
1350 South Ocean Boulevard  
Pompano Beach, FL 33062

WaldorfAstoriaResidencesPompanoBeach.com



The dimensions stated for this floor plan are approximate because there are various recognized methods for calculating the square footage of a unit. The square footage stated here is calculated from the exterior boundaries of the exterior walls to the centerline of interior demising walls without deductions for cutouts, curves, or architectural features. This method typically results in quoted dimensions greater than the dimensions that would be determined by using other accepted methods. The definition of "Unit" and the calculation method to be relied upon is set forth by the Developer in Developer's prospectus which method may result in a square footage calculation less than the result of the calculation method used here. Renderings depict features not included with purchase, but which are available at an additional cost such as wine bar and closet millwork among others. Consult the Developer's prospectus to learn what is included with Unit purchase and to understand Unit dimensions. 2023 © 1350 POMPANO DEVELOPER, LP, with all rights reserved.