

WALDORF ASTORIA®
RESIDENCES • POMPAÑO BEACH

RESIDENCE 01



WALDORF ASTORIA
RESIDENCES POMPANO BEACH
IS THE ULTIMATE IN LUXURY,
WITH EVERY DETAIL
PERFECTLY CONSIDERED

RESIDENCE 01

4 BEDROOM, 4.5 BATHROOM + DEN

INTERIOR: 3,504 SF
EXTERIOR: 1,156 SF*
TOTAL: 4,660 SF

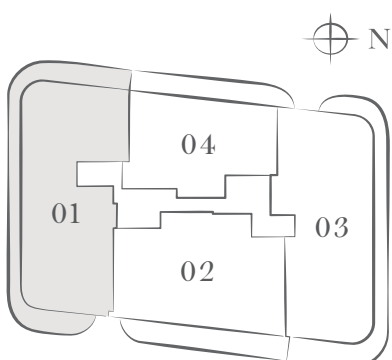
* Balconies design and area vary from floor to floor.
Floor 8 shown for illustrative purposes.




SALES GALLERY
1213 South Ocean Boulevard,
Pompano Beach, Florida 33062

RESIDENCES
1350 South Ocean Boulevard
Pompano Beach, FL 33062

WaldorfAstoriaResidencesPompanoBeach.com



® The dimensions stated for this floor plan are approximate because there are various recognized methods for calculating the square footage of a unit. The square footage stated here is calculated from the exterior boundaries of the exterior walls to the centerline of interior demising walls without deductions for cutouts, curves, or architectural features. This method typically results in quoted dimensions greater than the dimensions that would be determined by using other accepted methods. The definition of "Unit" and the calculation method to be relied upon is set forth by the Developer in Developer's prospectus which method may result in a square footage calculation less than the result of the calculation method used here. Renderings depict features not included with purchase, but which are available at an additional cost such as wine bar and closet millwork among others. Consult the Developer's prospectus to learn what is included with Unit purchase and to understand Unit dimensions. 2023 © 1350 POMPANO DEVELOPER, LP, with all rights reserved.



WALDORF ASTORIA®
RESIDENCES • POMPAÑO BEACH

RESIDENCE 02



WALDORF ASTORIA
RESIDENCES POMPANO BEACH
IS THE ULTIMATE IN LUXURY,
WITH EVERY DETAIL
PERFECTLY CONSIDERED

RESIDENCE 02

3 BEDROOM, 3.5 BATHROOM + DEN

INTERIOR: 2,881 SF
EXTERIOR: 654 SF*
TOTAL: 3,535 SF

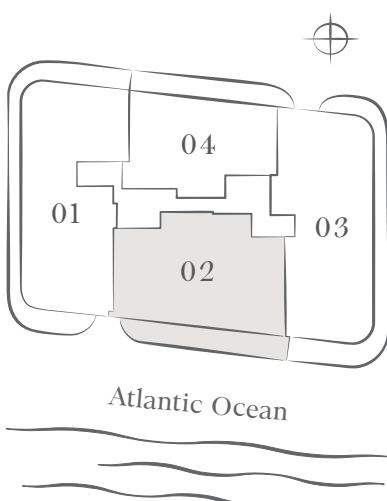
* Balconies design and area vary from floor to floor.
Floor 8 shown for illustrative purposes.




SALES GALLERY
1213 South Ocean Boulevard,
Pompano Beach, Florida 33062

RESIDENCES
1350 South Ocean Boulevard
Pompano Beach, FL 33062

WaldorfAstoriaResidencesPompanoBeach.com



® The dimensions stated for this floor plan are approximate because there are various recognized methods for calculating the square footage of a unit. The square footage stated here is calculated from the exterior boundaries of the exterior walls to the centerline of interior demising walls without deductions for cutouts, curves, or architectural features. This method typically results in quoted dimensions greater than the dimensions that would be determined by using other accepted methods. The definition of "Unit" and the calculation method to be relied upon is set forth by the Developer in Developer's prospectus which method may result in a square footage calculation less than the result of the calculation method used here. Renderings depict features not included with purchase, but which are available at an additional cost such as wine bar and closet millwork among others. Consult the Developer's prospectus to learn what is included with Unit purchase and to understand Unit dimensions. 2023 © 1350 POMPANO DEVELOPER, LP, with all rights reserved.



WALDORF ASTORIA®
RESIDENCES • POMPAÑO BEACH

RESIDENCE 03



WALDORF ASTORIA
RESIDENCES POMPAÑO BEACH
IS THE ULTIMATE IN LUXURY,
WITH EVERY DETAIL
PERFECTLY CONSIDERED

RESIDENCE 03

4 BEDROOM, 4.5 BATHROOM + DEN

INTERIOR: 3,557 SF
EXTERIOR: 1,074 SF*
TOTAL: 4,631 SF

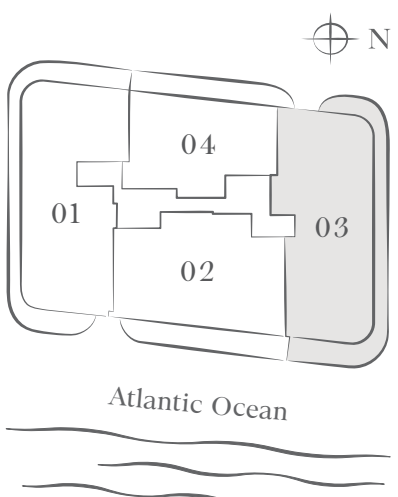
* Balconies design and area vary from floor to floor.
Floor 8 shown for illustrative purposes.




SALES GALLERY
1213 South Ocean Boulevard,
Pompano Beach, Florida 33062

RESIDENCES
1350 South Ocean Boulevard
Pompano Beach, FL 33062

WaldorfAstoriaResidencesPompanoBeach.com



® The dimensions stated for this floor plan are approximate because there are various recognized methods for calculating the square footage of a unit. The square footage stated here is calculated from the exterior boundaries of the exterior walls to the centerline of interior demising walls without deductions for cutouts, curves, or architectural features. This method typically results in quoted dimensions greater than the dimensions that would be determined by using other accepted methods. The definition of "Unit" and the calculation method to be relied upon is set forth by the Developer in Developer's prospectus which method may result in a square footage calculation less than the result of the calculation method used here. Renderings depict features not included with purchase, but which are available at an additional cost such as wine bar and closet millwork among others. Consult the Developer's prospectus to learn what is included with Unit purchase and to understand Unit dimensions. 2023 © 1350 POMPAÑO DEVELOPER, LP, with all rights reserved.



WALDORF ASTORIA®
RESIDENCES • POMPAÑO BEACH

RESIDENCE 04



WALDORF ASTORIA
RESIDENCES POMPANO BEACH
IS THE ULTIMATE IN LUXURY,
WITH EVERY DETAIL
PERFECTLY CONSIDERED

RESIDENCE 04
2 BEDROOM, 2.5 BATHROOM + DEN

INTERIOR: 2,097 SF
EXTERIOR: 505 SF*
TOTAL: 2,602 SF

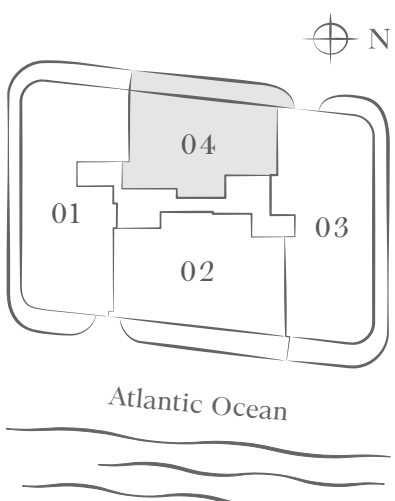
* Balconies design and area vary from floor to floor. Floor 8 shown for illustrative purposes.




SALES GALLERY
1213 South Ocean Boulevard,
Pompano Beach, Florida 33062

RESIDENCES
1350 South Ocean Boulevard
Pompano Beach, FL 33062

WaldorfAstoriaResidencesPompanoBeach.com




® The dimensions stated for this floor plan are approximate because there are various recognized methods for calculating the square footage of a unit. The square footage stated here is calculated from the exterior boundaries of the exterior walls to the centerline of interior demising walls without deductions for cutouts, curves, or architectural features. This method typically results in quoted dimensions greater than the dimensions that would be determined by using other accepted methods. The definition of "Unit" and the calculation method to be relied upon is set forth by the Developer in Developer's prospectus which method may result in a square footage calculation less than the result of the calculation method used here. Renderings depict features not included with purchase, but which are available at an additional cost such as wine bar and closet millwork among others. Consult the Developer's prospectus to learn what is included with Unit purchase and to understand Unit dimensions. 2023 © 1350 POMPANO DEVELOPER, LP, with all rights reserved.



WALDORF ASTORIA®
RESIDENCES • POMPAHO BEACH

FLOORPLATE
FLOORS 5 - 27



SALES GALLERY
1213 South Ocean Boulevard,
Pompano Beach, Florida 33062

RESIDENCES
1350 South Ocean Boulevard
Pompano Beach, FL 33062
Inquire – 754.202.0992

WaldorfAstoriaResidencesPompanoBeach.com




WALDORF ASTORIA®
RESIDENCES • POMPANO BEACH

FLOORPLATE
FLOORS 5 – 27



RESIDENCE 01

4 BEDROOM, 4.5 BATHROOM + DEN

INTERIOR: 3,504 SF
EXTERIOR: 1,156 SF*
TOTAL: 4,660 SF

RESIDENCE 02

3 BEDROOM, 3.5 BATHROOM + DEN

INTERIOR: 2,881 SF
EXTERIOR: 654 SF*
TOTAL: 3,535 SF

RESIDENCE 03

4 BEDROOM, 4.5 BATHROOM + DEN

INTERIOR: 3,557 SF
EXTERIOR: 1,074 SF*
TOTAL: 4,631 SF

RESIDENCE 04

2 BEDROOM, 2.5 BATHROOM + DEN

INTERIOR: 2,097 SF
EXTERIOR: 505 SF*
TOTAL: 2,602 SF



SALES GALLERY
1213 South Ocean Boulevard,
Pompano Beach, Florida 33062

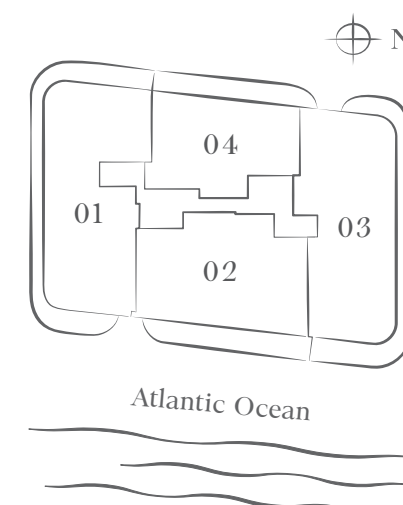
RESIDENCES
1350 South Ocean Boulevard
Pompano Beach, FL 33062

Inquire – 754.202.0992

WaldorfAstoriaResidencesPompanoBeach.com



* Balcony designs and areas vary from floor to floor. Floor 8 shown for illustrative purposes.



® The dimensions stated for this floor plan are approximate because there are various recognized methods for calculating the square footage of a unit. The square footage stated here is calculated from the exterior boundaries of the exterior walls to the centerline of interior demising walls without deductions for cutouts, curves, or architectural features. This method typically results in quoted dimensions greater than the dimensions that would be determined by using other accepted methods. The definition of "Units" and the calculation method to be relied upon is set forth by the Developer in Developer's prospectus which method may result in a square footage calculation less than the result of the calculation method used here. Renderings depict features not included with purchase, but which are available at an additional cost such as wine bar and closet millwork among others. Consult the Developer's prospectus to learn what is included with Unit purchase and to understand Unit dimensions. 2023 © 1350 POMPANO DEVELOPER, LP, with all rights reserved.