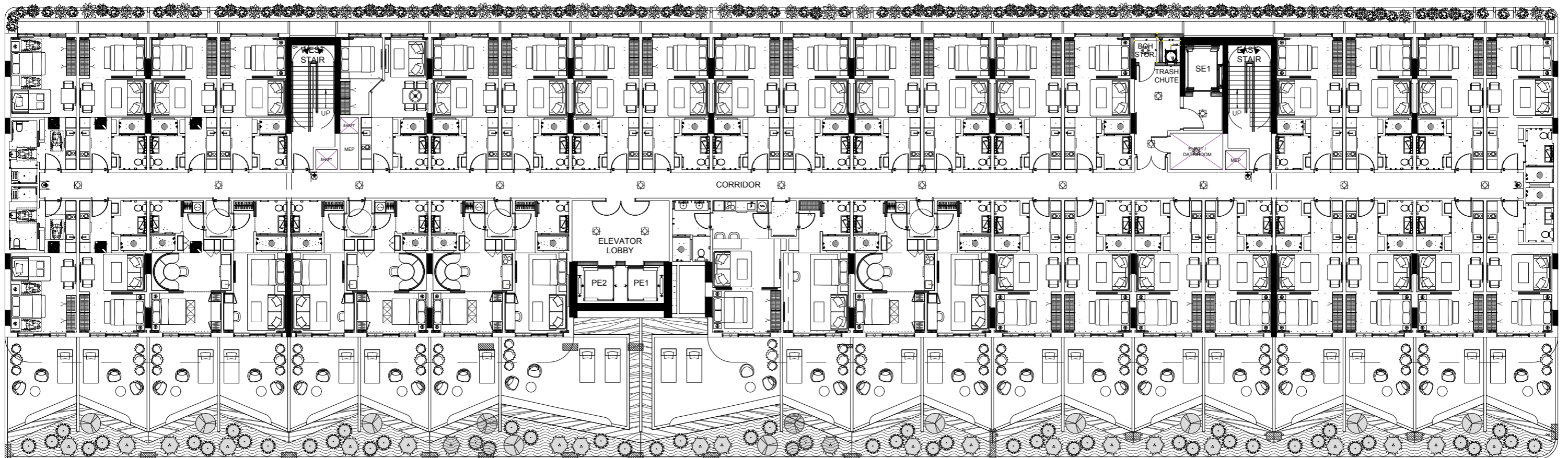


LEVEL 3



301	303	305	307	309	311	313	315	317	319	321	323	325	327	329	331	333	335	337	
302	304	306	308	310	312	318	320	322	324	326	328	330	332	334	336				



These drawings are conceptual only and are for the convenience of reference. They should not be relied upon as representations, express or implied, of the final detail of the residences. Units shown are examples of unit types and may not depict actual units. Stated square footages are ranges for a particular unit type and are measured to the exterior boundaries of the exterior walls and the centerline of interior demising walls and in fact vary from the area that would be determined by using the description and definition of the unit set forth in the declaration (which generally only includes the interior airspace between the perimeter walls and excludes interior structural components). Note that measurements of rooms set forth on this floorplan are generally taken at the greatest points of each given room (as if the room were a perfect rectangle), without regards for any cutouts. Accordingly, the area of the actual room will typically be smaller than the product obtained by multiplying the stated length times width. All dimensions are approximate and may vary with actual construction, and all floor plans and development plans are subject to change.

EDGEWATER MIAMI

VIDA®

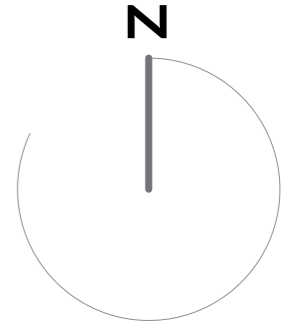
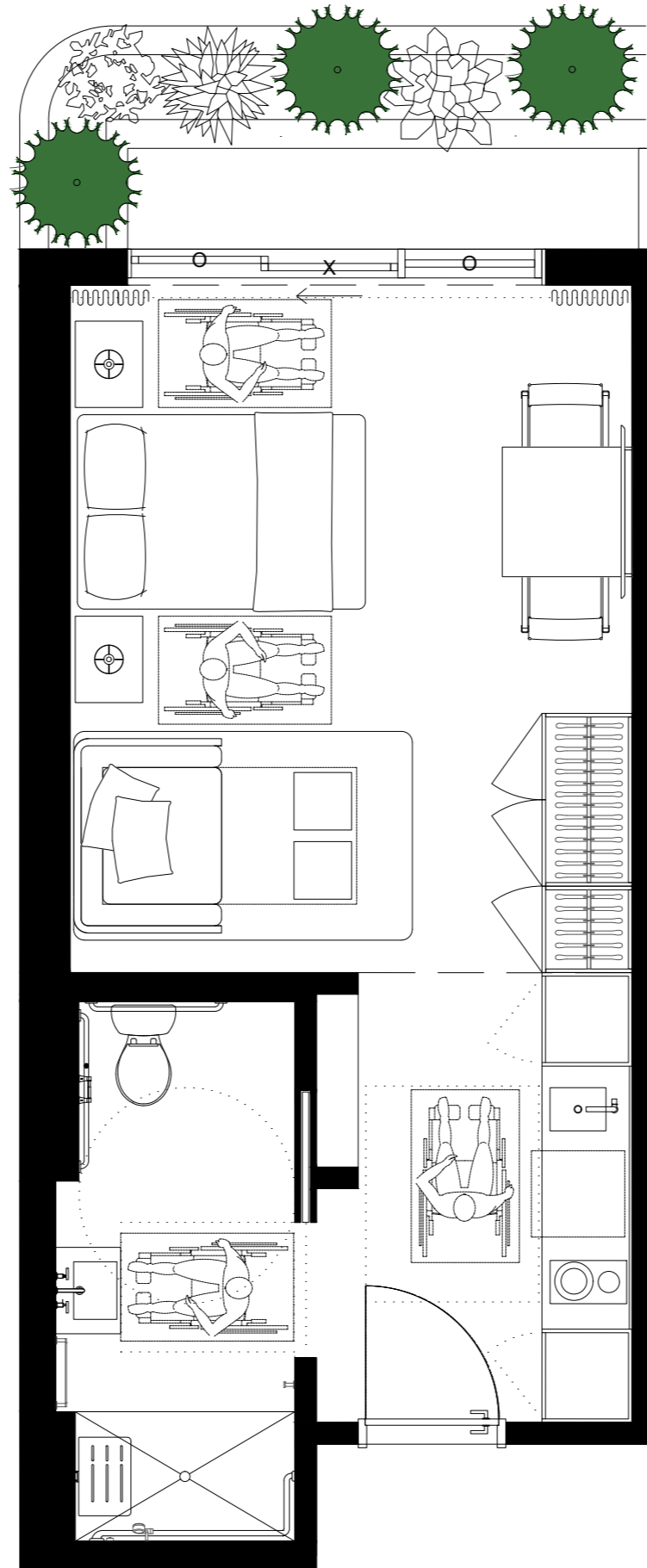
RESIDENCES

UNIT TYPE A.1

#301

STUDIO

INTERIOR 420sf/39M2
 EXTERIOR 28sf/2,6M2
 TOTAL 448sf/41,6M2



301	303	305	307	309	311	313	315	317	319	321	323	325	327	329	331	333	335	337	
302	304	306	308	310	312	318	320	322	324	326	328	330	332	334	336				

These drawings are conceptual only and are for the convenience of reference. They should not be relied upon as representations, express or implied, of the final detail of the residences. Units shown are examples of unit types and may not depict actual units. Stated square footages are ranges for a particular unit type and are measured to the exterior boundaries of the exterior walls and the centerline of interior demising walls and in fact vary from the area that would be determined by using the description and definition of the unit set forth in the declaration (which generally only includes the interior airspace between the perimeter walls and excludes interior structural components). Note that measurements of rooms set forth on this floorplan are generally taken at the greatest points of each given room (as if the room were a perfect rectangle), without regards for any cutouts. Accordingly, the area of the actual room will typically be smaller than the product obtained by multiplying the stated length times width. All dimensions are approximate and may vary with actual construction, and all floor plans and development plans are subject to change.

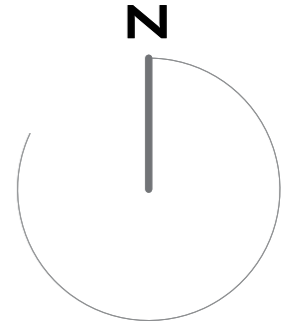
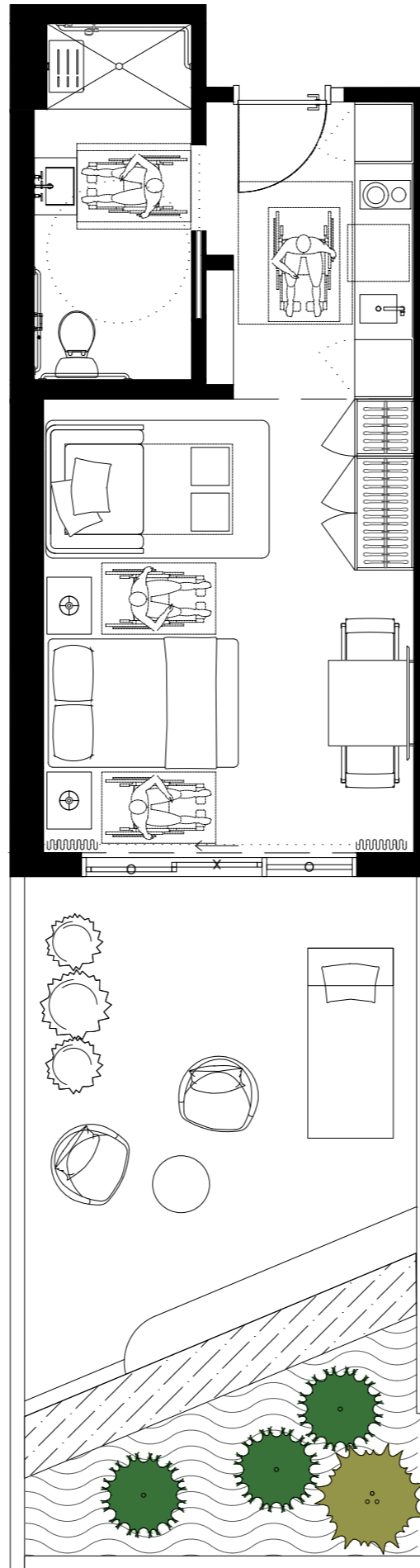
EDGEWATER MIAMI
VIDA[®]
 RESIDENCES

UNIT TYPE A.2

#302

STUDIO

INTERIOR 420sf/39M2
 EXTERIOR 353sf/32,8M2
 TOTAL 773sf/71,8M2



301	303	305	307	309	311	313	315	317	319	321	323	325	327	329	331	333	335	337	
302	304	306	308	310	312	318	320	322	324	326	328	330	332	334	336				

These drawings are conceptual only and are for the convenience of reference. They should not be relied upon as representations, express or implied, of the final detail of the residences. Units shown are examples of unit types and may not depict actual units. Stated square footages are ranges for a particular unit type and are measured to the exterior boundaries of the exterior walls and the centerline of interior demising walls and in fact vary from the area that would be determined by using the description and definition of the unit set forth in the declaration (which generally only includes the interior airspace between the perimeter walls and excludes interior structural components). Note that measurements of rooms set forth on this floorplan are generally taken at the greatest points of each given room (as if the room were a perfect rectangle), without regards for any cutouts. Accordingly, the area of the actual room will typically be smaller than the product obtained by multiplying the stated length times width. All dimensions are approximate and may vary with actual construction, and all floor plans and development plans are subject to change.

EDGEWATER MIAMI

VIDA®

RESIDENCES

UNIT TYPE B.1

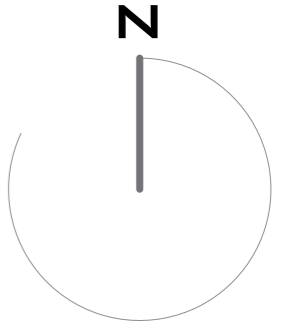
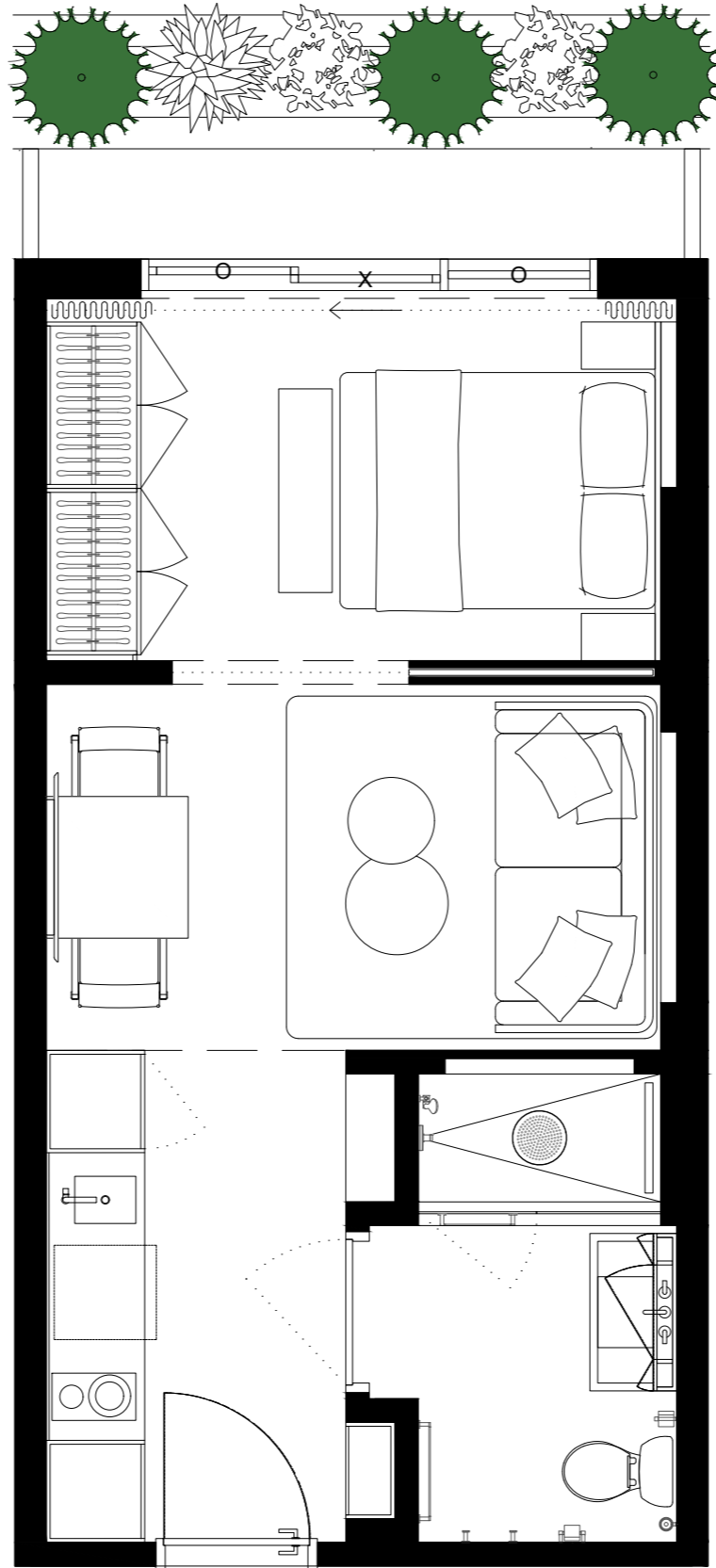
#303

STUDIO

INTERIOR 387sqft/36m²

EXTERIOR 32,5sf/3m²

TOTAL 419,5sf/39m²



301	303	305	307	309	311	313	315	317	319	321	323	325	327	329	331	333	335	337	
302	304	306	308	310	312	318	320	322	324	326	328	330	332	334	336				



These drawings are conceptual only and are for the convenience of reference. They should not be relied upon as representations, express or implied, of the final detail of the residences. Units shown are examples of unit types and may not depict actual units. Stated square footages are ranges for a particular unit type and are measured to the exterior boundaries of the exterior walls and the centerline of interior demising walls and in fact vary from the area that would be determined by using the description and definition of the unit set forth in the declaration (which generally only includes the interior airspace between the perimeter walls and excludes interior structural components). Note that measurements of rooms set forth on this floorplan are generally taken at the greatest points of each given room (as if the room were a perfect rectangle), without regards for any cutouts. Accordingly, the area of the actual room will typically be smaller than the product obtained by multiplying the stated length times width. All dimensions are approximate and may vary with actual construction, and all floor plans and development plans are subject to change.

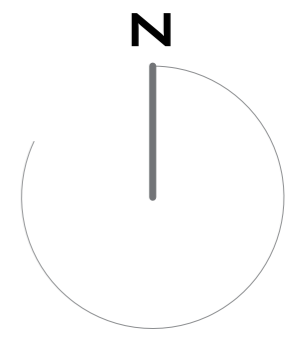
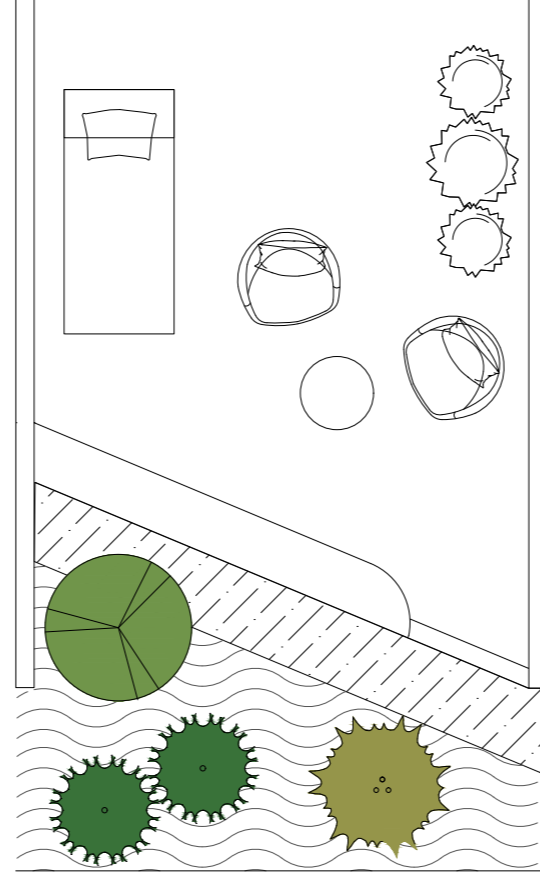
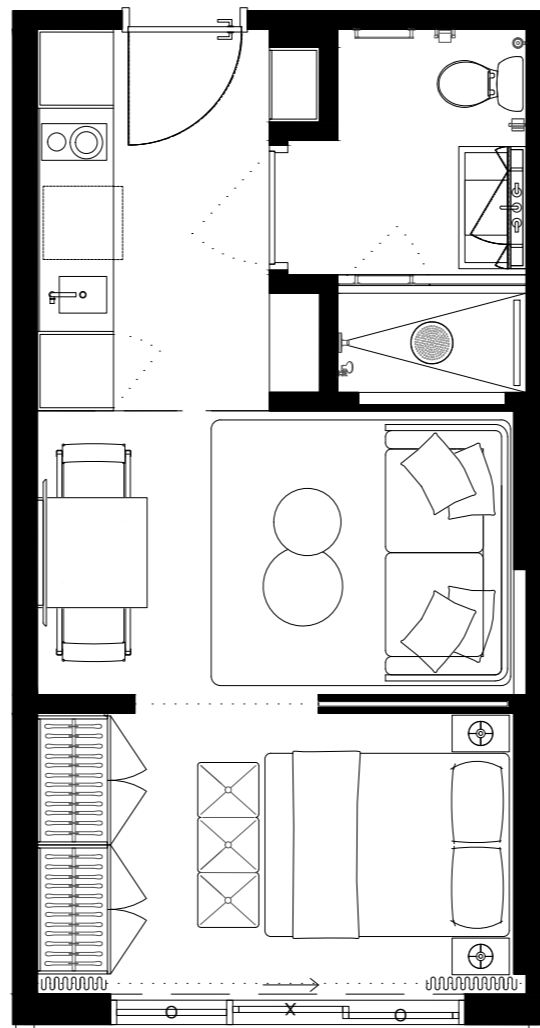
EDGEWATER MIAMI
VIDA[®]
 RESIDENCES

UNIT TYPE B.2

#304

STUDIO

INTERIOR	387sf/36M2
EXTERIOR	341sf/31,7M2
TOTAL	728sf/67,6M2



301	303	305	307	309	311	313	315	317	319	321	323	325	327	329	331	333	335	337	
302	304	306	308	310	312	318	320	322	324	326	328	330	332	334	336				

These drawings are conceptual only and are for the convenience of reference. They should not be relied upon as representations, express or implied, of the final detail of the residences. Units shown are examples of unit types and may not depict actual units. Stated square footages are ranges for a particular unit type and are measured to the exterior boundaries of the exterior walls and the centerline of interior demising walls and in fact vary from the area that would be determined by using the description and definition of the unit set forth in the declaration (which generally only includes the interior airspace between the perimeter walls and excludes interior structural components). Note that measurements of rooms set forth on this floorplan are generally taken at the greatest points of each given room (as if the room were a perfect rectangle), without regards for any cutouts. Accordingly, the area of the actual room will typically be smaller than the product obtained by multiplying the stated length times width. All dimensions are approximate and may vary with actual construction, and all floor plans and development plans are subject to change.

EDGEWATER MIAMI

VIDA®

RESIDENCES

UNIT TYPE B.1

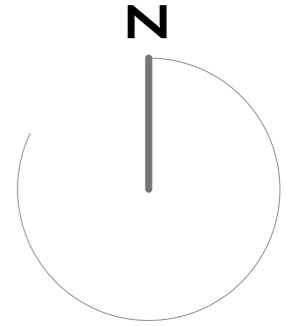
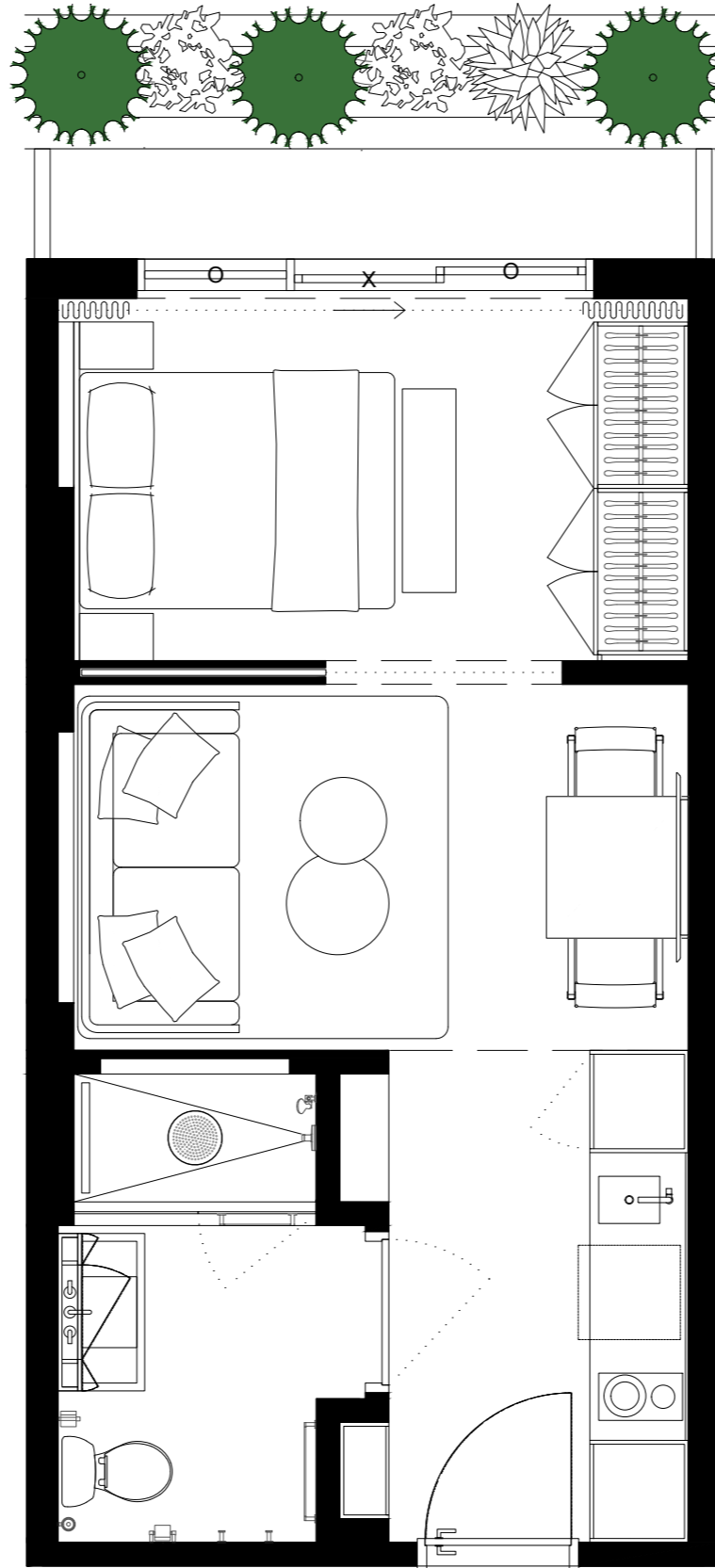
#305

STUDIO

INTERIOR 387sqft/36M2

EXTERIOR 32,5sf/3M2

TOTAL 419,5sf/39M2



301	303	305	307	309	311	313	315	317	319	321	323	325	327	329	331	333	335	337	
302	304	306	308	310	312	318	320	322	324	326	328	330	332	334	336				

These drawings are conceptual only and are for the convenience of reference. They should not be relied upon as representations, express or implied, of the final detail of the residences. Units shown are examples of unit types and may not depict actual units. Stated square footages are ranges for a particular unit type and are measured to the exterior boundaries of the exterior walls and the centerline of interior demising walls and in fact vary from the area that would be determined by using the description and definition of the unit set forth in the declaration (which generally only includes the interior airspace between the perimeter walls and excludes interior structural components). Note that measurements of rooms set forth on this floorplan are generally taken at the greatest points of each given room (as if the room were a perfect rectangle), without regards for any cutouts. Accordingly, the area of the actual room will typically be smaller than the product obtained by multiplying the stated length times width. All dimensions are approximate and may vary with actual construction, and all floor plans and development plans are subject to change.

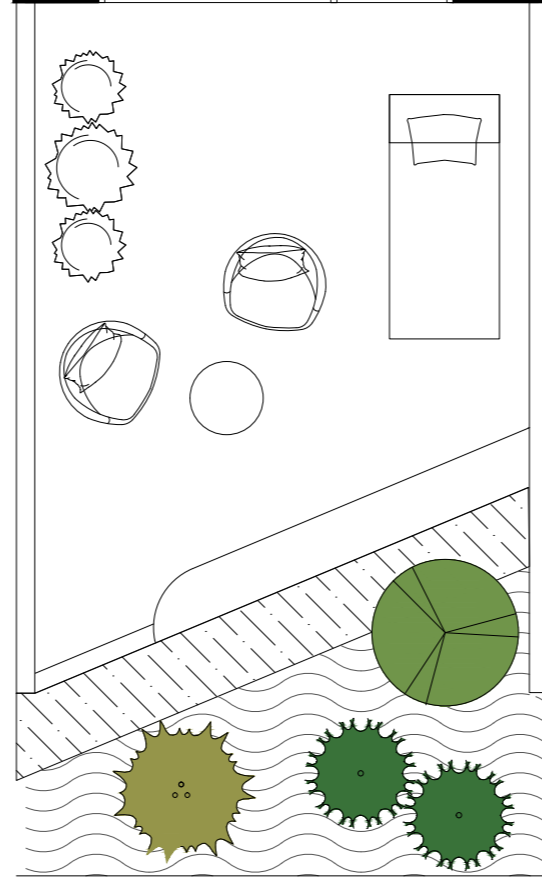
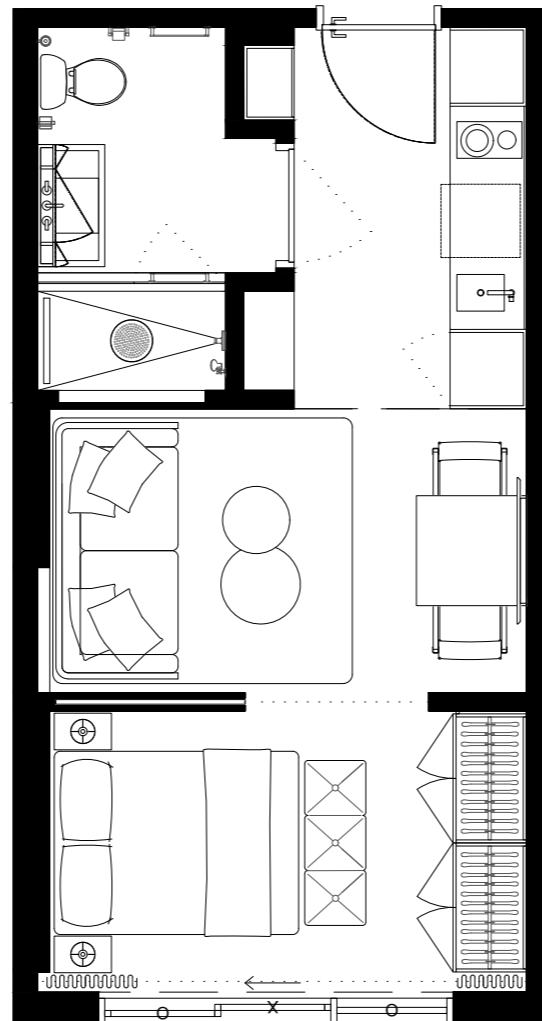
EDGEWATER MIAMI
VIDA[®]
 RESIDENCES

UNIT TYPE B.2

#306

STUDIO

INTERIOR 387sf/36M2
 EXTERIOR 341sf/31,7M2
 TOTAL 728sf/67,6M2



301	303	305	307	309	311	313	315	317	319	321	323	325	327	329	331	333	335	337	
302	304	306	308	310	312	318	320	322	324	326	328	330	332	334	336				



These drawings are conceptual only and are for the convenience of reference. They should not be relied upon as representations, express or implied, of the final detail of the residences. Units shown are examples of unit types and may not depict actual units. Stated square footages are ranges for a particular unit type and are measured to the exterior boundaries of the exterior walls and the centerline of interior demising walls and in fact vary from the area that would be determined by using the description and definition of the unit set forth in the declaration (which generally only includes the interior airspace between the perimeter walls and excludes interior structural components). Note that measurements of rooms set forth on this floorplan are generally taken at the greatest points of each given room (as if the room were a perfect rectangle), without regards for any cutouts. Accordingly, the area of the actual room will typically be smaller than the product obtained by multiplying the stated length times width. All dimensions are approximate and may vary with actual construction, and all floor plans and development plans are subject to change.

EDGEWATER MIAMI

VIDA®

RESIDENCES

UNIT TYPE B.1

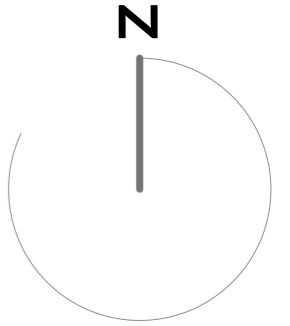
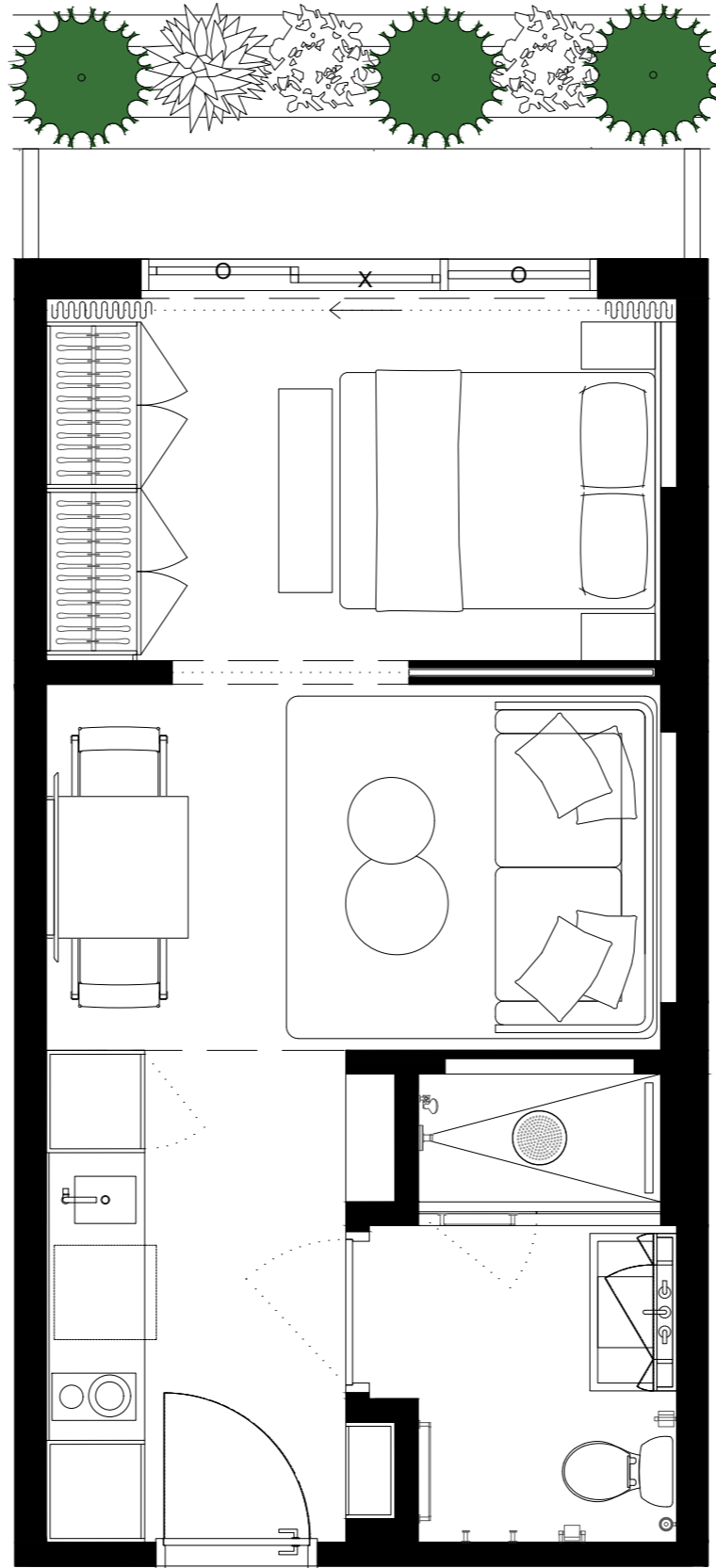
#307

STUDIO

INTERIOR 387sqft/36M2

EXTERIOR 32,5sf/3M2

TOTAL 419,5sf/39M2



301	303	305	307	309	311	313	315	317	319	321	323	325	327	329	331	333	335	337	
302	304	306	308	310	312	318	320	322	324	326	328	330	332	334	336				



These drawings are conceptual only and are for the convenience of reference. They should not be relied upon as representations, express or implied, of the final detail of the residences. Units shown are examples of unit types and may not depict actual units. Stated square footages are ranges for a particular unit type and are measured to the exterior boundaries of the exterior walls and the centerline of interior demising walls and in fact vary from the area that would be determined by using the description and definition of the unit set forth in the declaration (which generally only includes the interior airspace between the perimeter walls and excludes interior structural components). Note that measurements of rooms set forth on this floorplan are generally taken at the greatest points of each given room (as if the room were a perfect rectangle), without regards for any cutouts. Accordingly, the area of the actual room will typically be smaller than the product obtained by multiplying the stated length times width. All dimensions are approximate and may vary with actual construction, and all floor plans and development plans are subject to change.

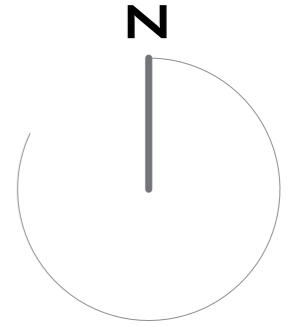
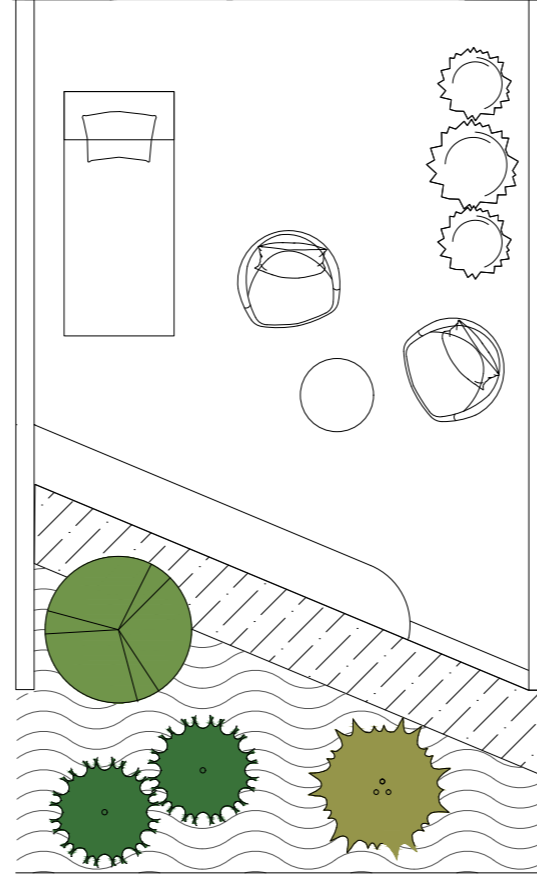
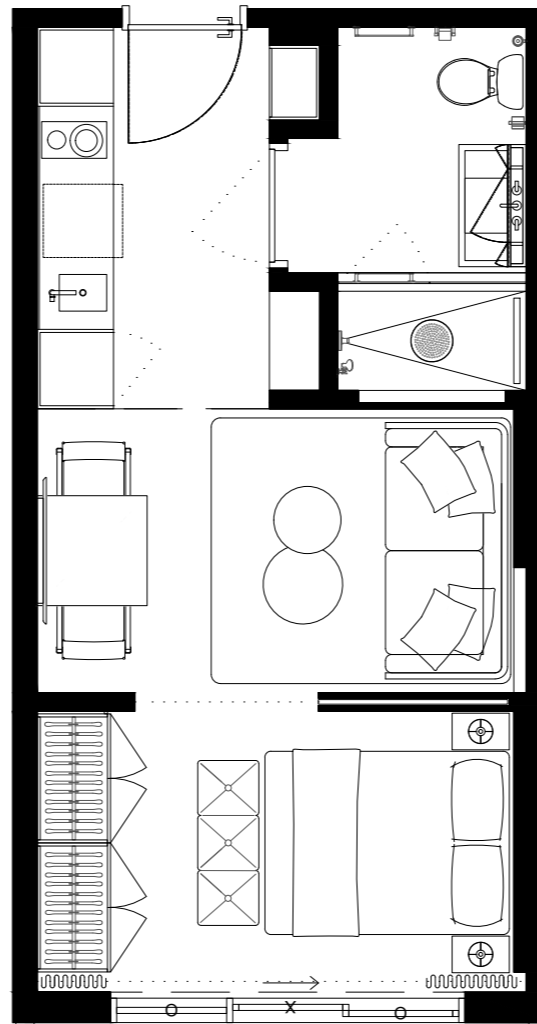
EDGEWATER MIAMI
VIDA[®]
 RESIDENCES

UNIT TYPE B.2

#308

STUDIO

INTERIOR	387sf/36M2
EXTERIOR	341sf/31,7M2
TOTAL	728sf/67,6M2



301	303	305	307	309	311	313	315	317	319	321	323	325	327	329	331	333	335	337	
302	304	306	308	310	312	318	320	322	324	326	328	330	332	334	336				



These drawings are conceptual only and are for the convenience of reference. They should not be relied upon as representations, express or implied, of the final detail of the residences. Units shown are examples of unit types and may not depict actual units. Stated square footages are ranges for a particular unit type and are measured to the exterior boundaries of the exterior walls and the centerline of interior demising walls and in fact vary from the area that would be determined by using the description and definition of the unit set forth in the declaration (which generally only includes the interior airspace between the perimeter walls and excludes interior structural components). Note that measurements of rooms set forth on this floorplan are generally taken at the greatest points of each given room (as if the room were a perfect rectangle), without regards for any cutouts. Accordingly, the area of the actual room will typically be smaller than the product obtained by multiplying the stated length times width. All dimensions are approximate and may vary with actual construction, and all floor plans and development plans are subject to change.

EDGEWATER MIAMI

VIDA®

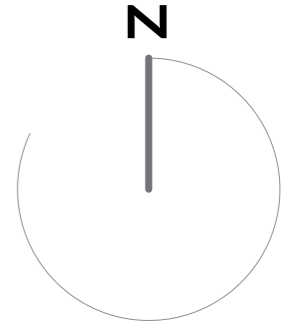
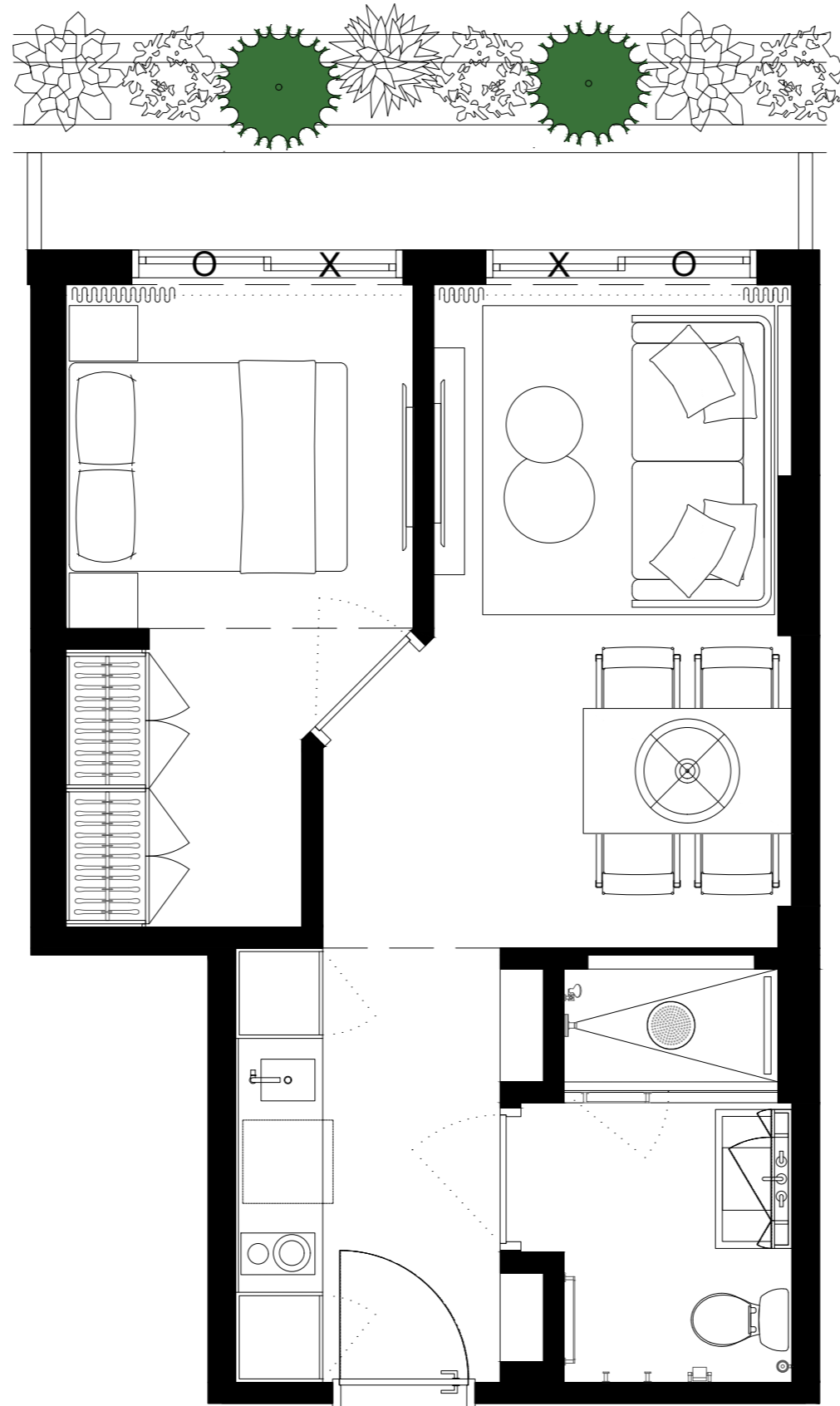
RESIDENCES

UNIT TYPE C

#309

1 BED + 1 BATH

INTERIOR 459SF/42,6M2
 EXTERIOR 435SF/4M2
 TOTAL 502SF/46,6M2



301	303	305	307	309	311	313	315	317	319	321	323	325	327	329	331	333	335	337	
302	304	306	308	310	312			318		320		322	324	326	328	330	332	334	336

These drawings are conceptual only and are for the convenience of reference. They should not be relied upon as representations, express or implied, of the final detail of the residences. Units shown are examples of unit types and may not depict actual units. Stated square footages are ranges for a particular unit type and are measured to the exterior boundaries of the exterior walls and the centerline of interior demising walls and in fact vary from the area that would be determined by using the description and definition of the unit set forth in the declaration (which generally only includes the interior airspace between the perimeter walls and excludes interior structural components). Note that measurements of rooms set forth on this floorplan are generally taken at the greatest points of each given room (as if the room were a perfect rectangle), without regards for any cutouts. Accordingly, the area of the actual room will typically be smaller than the product obtained by multiplying the stated length times width. All dimensions are approximate and may vary with actual construction, and all floor plans and development plans are subject to change.

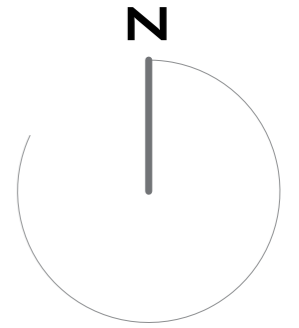
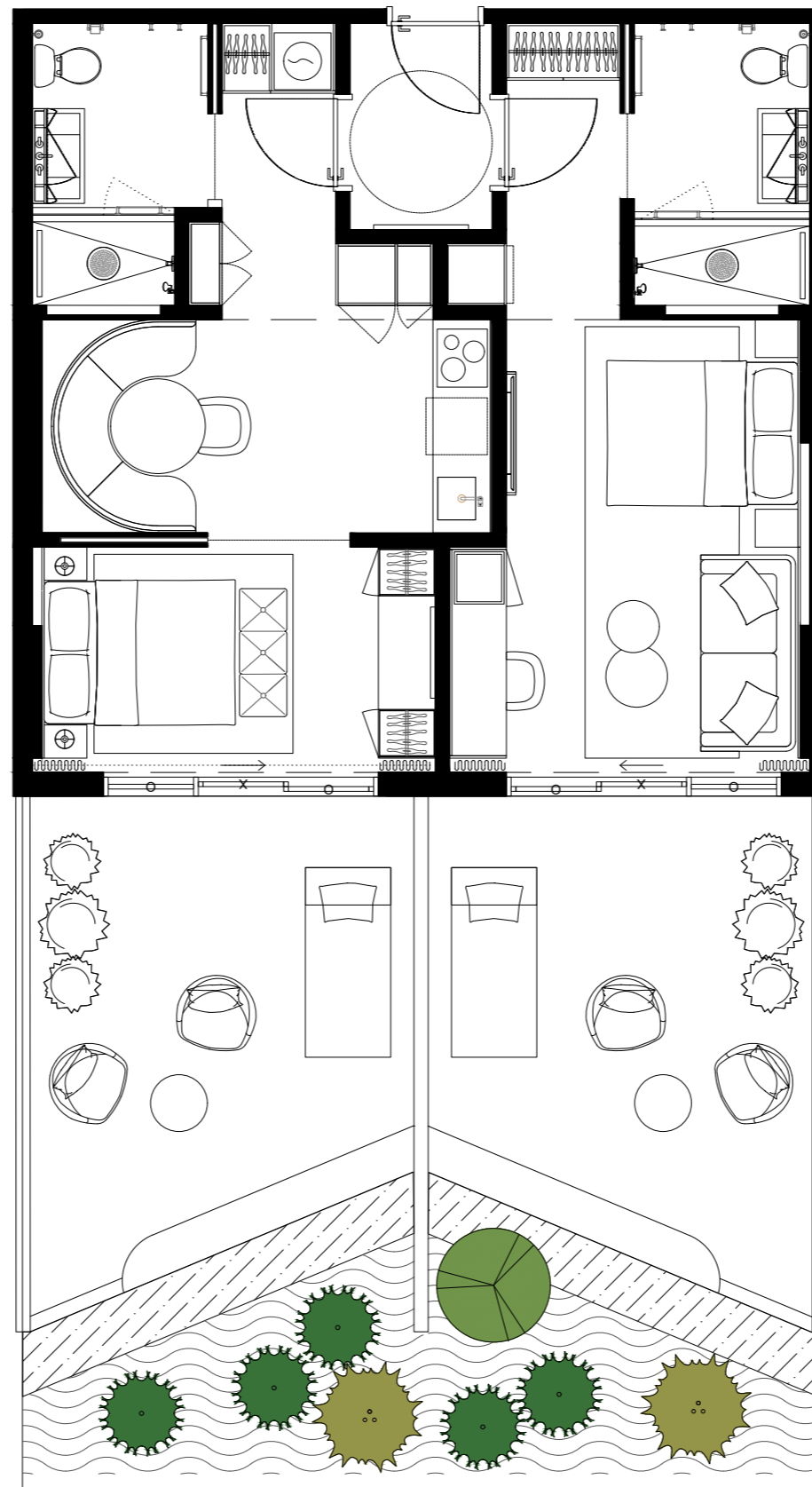
EDGEWATER MIAMI
VIDA[®]
 RESIDENCES

UNIT TYPE E.1

#310

2 BED + 2 BATH

INTERIOR 774sf/71,9M2
 EXTERIOR 682sf/63,4M2
 TOTAL 1456sf/135,3M2



301	303	305	307	309	311	313	315	317	319	321	323	325	327	329	331	333	335	337
302	304	306	308	310	312	318	320	322	324	326	328	330	332	334	336			



These drawings are conceptual only and are for the convenience of reference. They should not be relied upon as representations, express or implied, of the final detail of the residences. Units shown are examples of unit types and may not depict actual units. Stated square footages are ranges for a particular unit type and are measured to the exterior boundaries of the exterior walls and the centerline of interior demising walls and in fact vary from the area that would be determined by using the description and definition of the unit set forth in the declaration (which generally only includes the interior airspace between the perimeter walls and excludes interior structural components). Note that measurements of rooms set forth on this floorplan are generally taken at the greatest points of each given room (as if the room were a perfect rectangle), without regards for any cutouts. Accordingly, the area of the actual room will typically be smaller than the product obtained by multiplying the stated length times width. All dimensions are approximate and may vary with actual construction, and all floor plans and development plans are subject to change.

EDGEWATER MIAMI

VIDA®

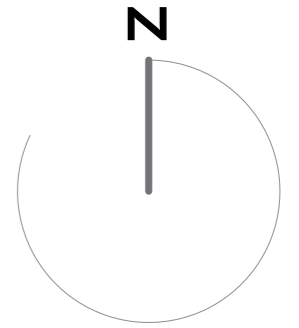
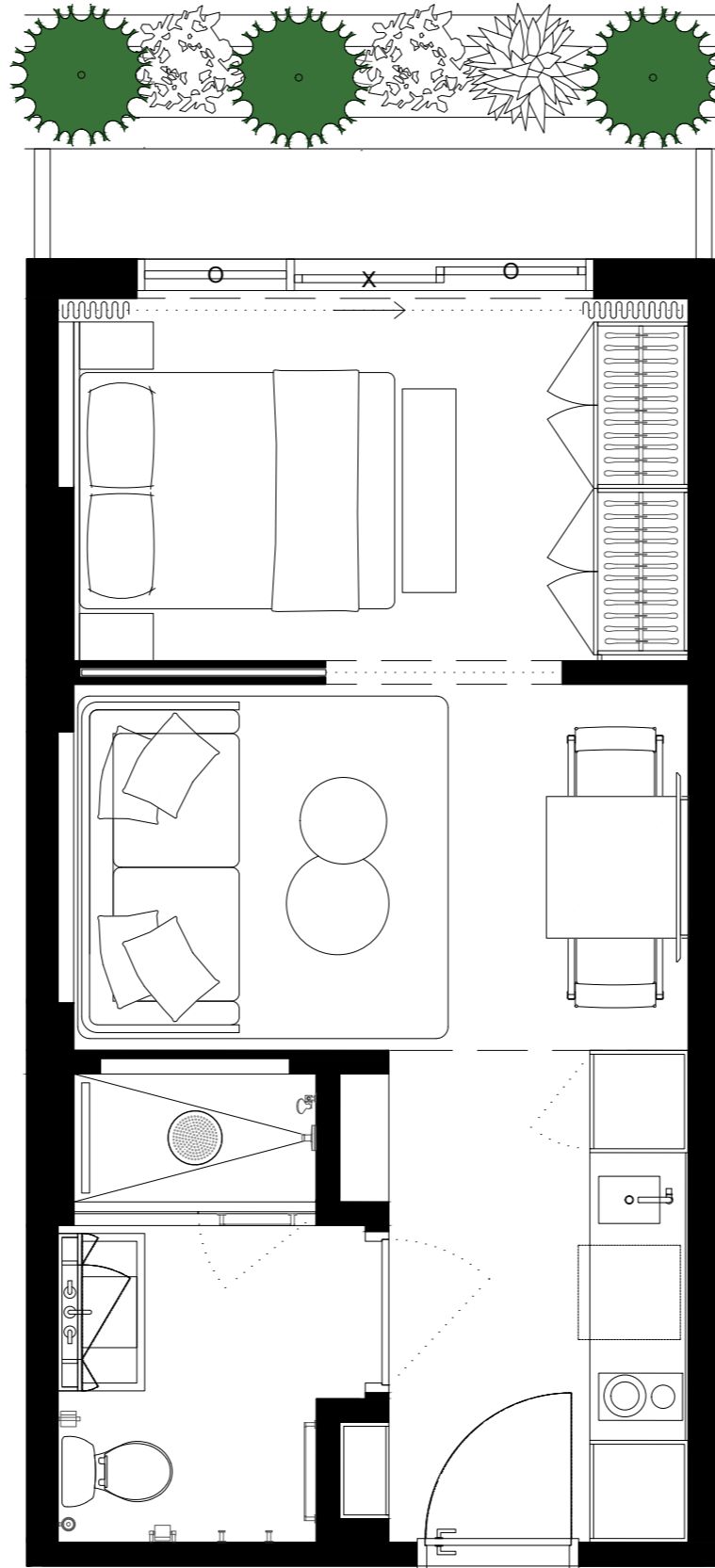
RESIDENCES

UNIT TYPE B.1

#311

STUDIO

INTERIOR 387sf/36M2
 EXTERIOR 32,5sf/3M2
 TOTAL 419,5sf/39M2



301	303	305	307	309	311	313	315	317	319	321	323	325	327	329	331	333	335	337	
302	304	306	308	310	312			318		320		322	324	326	328	330	332	334	336



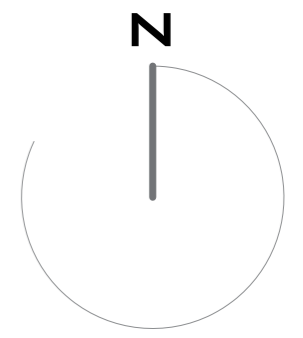
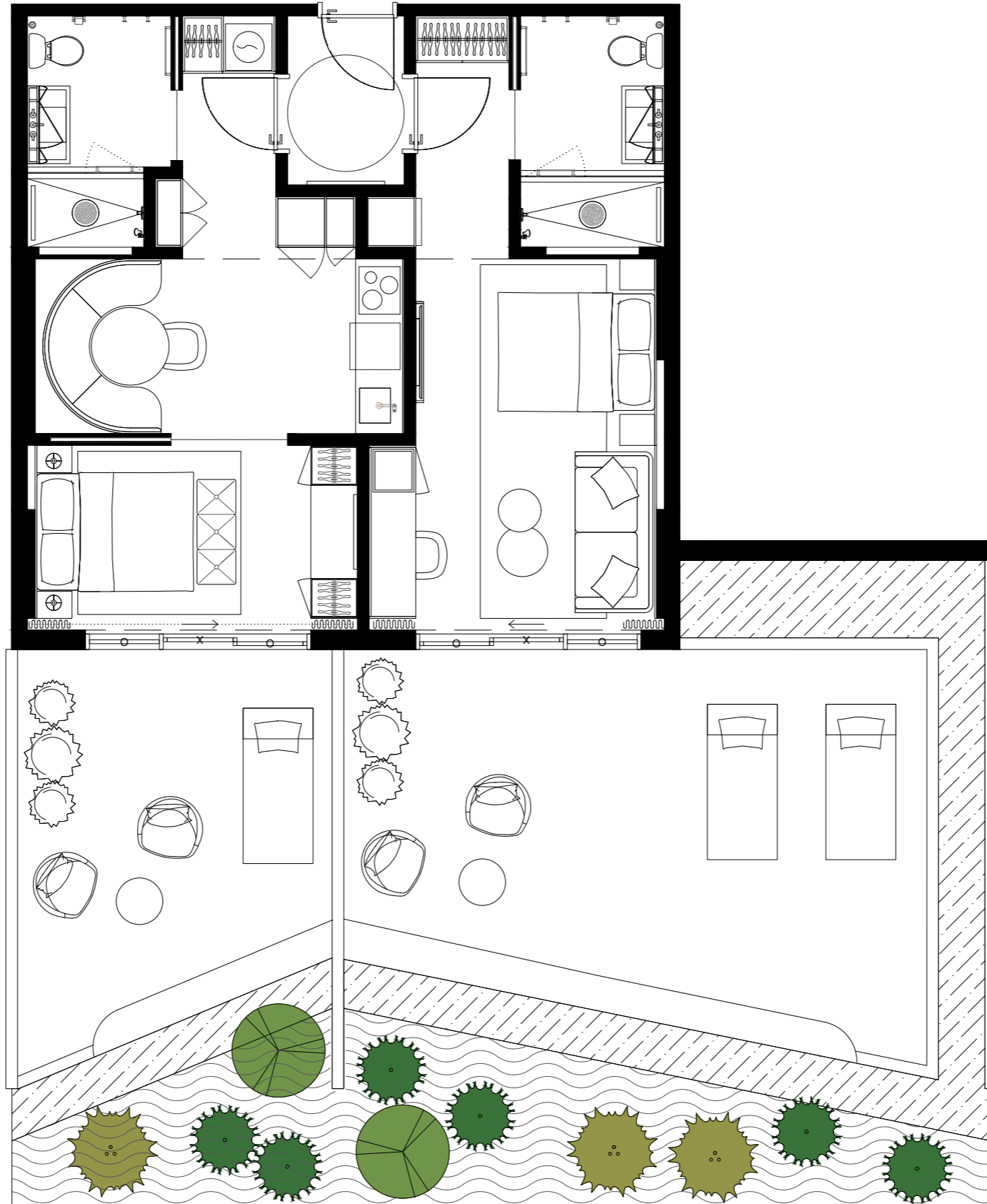
These drawings are conceptual only and are for the convenience of reference. They should not be relied upon as representations, express or implied, of the final detail of the residences. Units shown are examples of unit types and may not depict actual units. Stated square footages are ranges for a particular unit type and are measured to the exterior boundaries of the exterior walls and the centerline of interior demising walls and in fact vary from the area that would be determined by using the description and definition of the unit set forth in the declaration (which generally only includes the interior airspace between the perimeter walls and excludes interior structural components). Note that measurements of rooms set forth on this floorplan are generally taken at the greatest points of each given room (as if the room were a perfect rectangle), without regards for any cutouts. Accordingly, the area of the actual room will typically be smaller than the product obtained by multiplying the stated length times width. All dimensions are approximate and may vary with actual construction, and all floor plans and development plans are subject to change.

EDGEWATER MIAMI
VIDA[®]
 RESIDENCES

UNIT TYPE E.2
 #312

2 BED + 2 BATH

INTERIOR 774SF/71,9M2
 EXTERIOR 1073SF/99,7M2
 TOTAL 1847SF/171,6M2



301	303	305	307	309	311	313	315	317	319	321	323	325	327	329	331	333	335	337
302	304	306	308	310	312	314	316	318	320	322	324	326	328	330	332	334	336	



These drawings are conceptual only and are for the convenience of reference. They should not be relied upon as representations, express or implied, of the final detail of the residences. Units shown are examples of unit types and may not depict actual units. Stated square footages are ranges for a particular unit type and are measured to the exterior boundaries of the exterior walls and the centerline of interior demising walls and in fact vary from the area that would be determined by using the description and definition of the unit set forth in the declaration (which generally only includes the interior airspace between the perimeter walls and excludes interior structural components). Note that measurements of rooms set forth on this floorplan are generally taken at the greatest points of each given room (as if the room were a perfect rectangle), without regards for any cutouts. Accordingly, the area of the actual room will typically be smaller than the product obtained by multiplying the stated length times width. All dimensions are approximate and may vary with actual construction, and all floor plans and development plans are subject to change.

EDGEWATER MIAMI

VIDA®

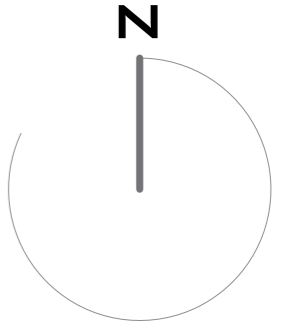
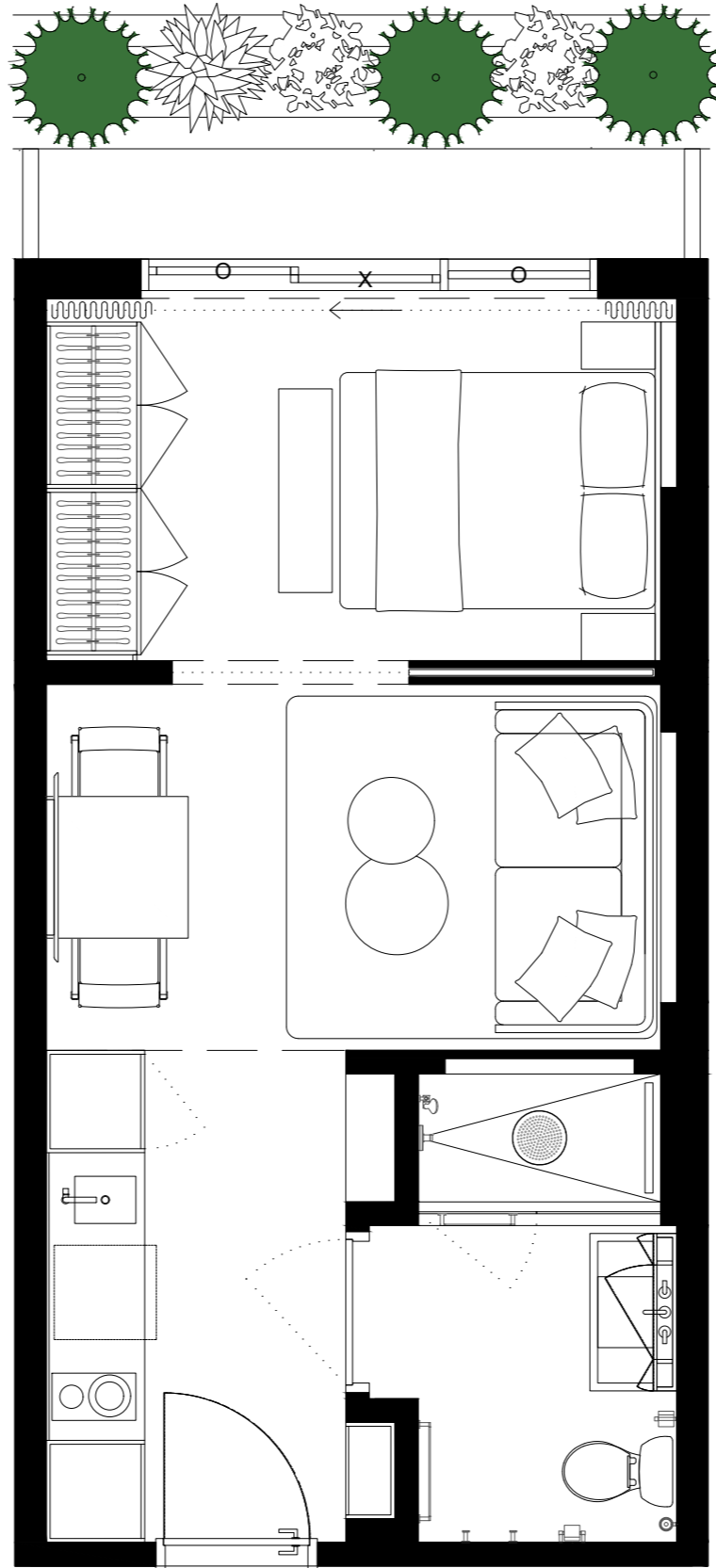
RESIDENCES

UNIT TYPE B.1

#313

STUDIO

INTERIOR 387sf/36M2
 EXTERIOR 32,5sf/3M2
 TOTAL 419,5sf/39M2



301	303	305	307	309	311	313	315	317	319	321	323	325	327	329	331	333	335	337	
302	304	306	308	310	312			318		320		322	324	326	328	330	332	334	336



These drawings are conceptual only and are for the convenience of reference. They should not be relied upon as representations, express or implied, of the final detail of the residences. Units shown are examples of unit types and may not depict actual units. Stated square footages are ranges for a particular unit type and are measured to the exterior boundaries of the exterior walls and the centerline of interior demising walls and in fact vary from the area that would be determined by using the description and definition of the unit set forth in the declaration (which generally only includes the interior airspace between the perimeter walls and excludes interior structural components). Note that measurements of rooms set forth on this floorplan are generally taken at the greatest points of each given room (as if the room were a perfect rectangle), without regards for any cutouts. Accordingly, the area of the actual room will typically be smaller than the product obtained by multiplying the stated length times width. All dimensions are approximate and may vary with actual construction, and all floor plans and development plans are subject to change.

EDGEWATER MIAMI

VIDA®

RESIDENCES

UNIT TYPE B.1

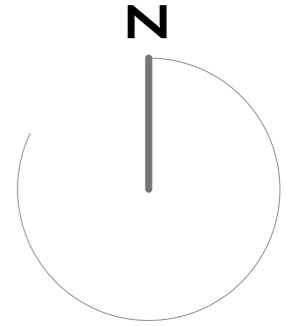
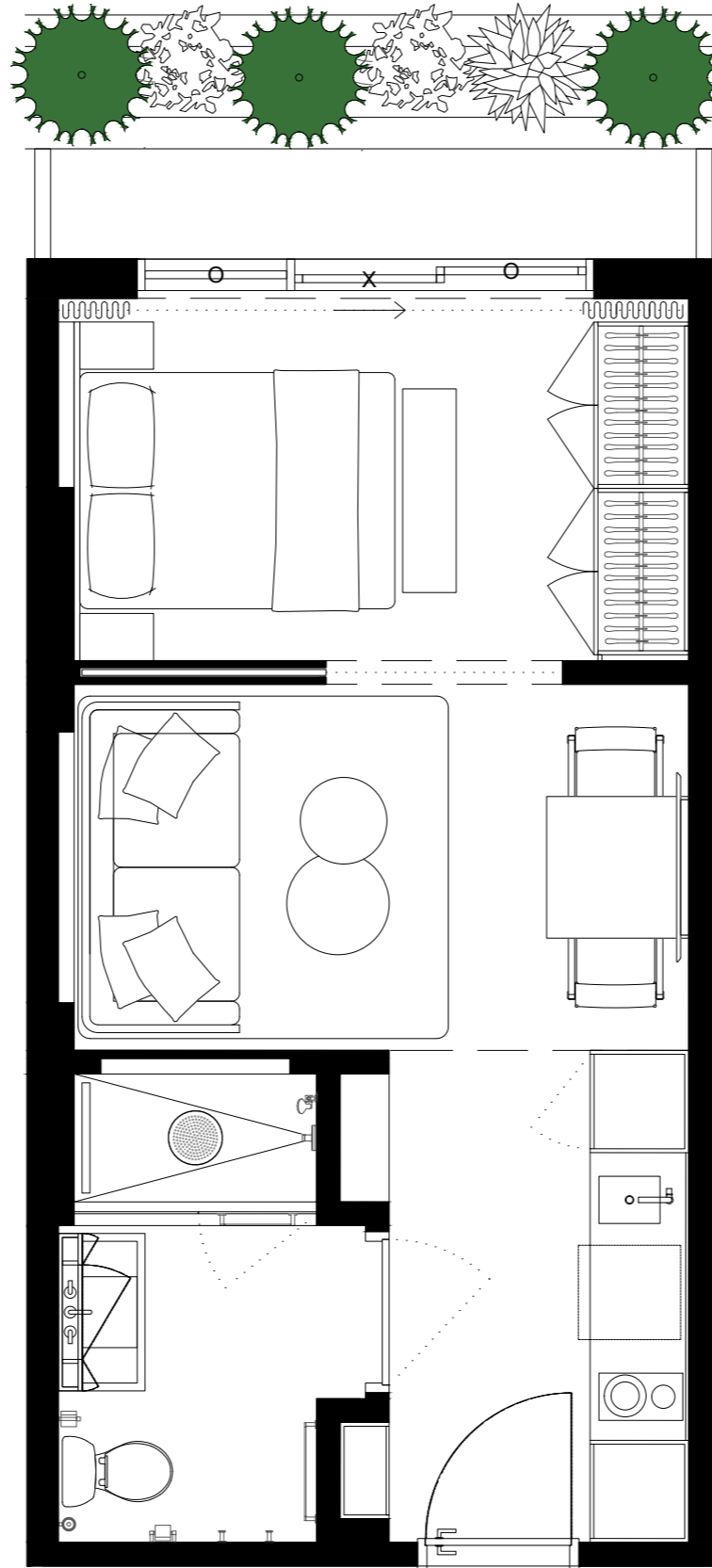
#315

STUDIO

INTERIOR 387sqft/36m²

EXTERIOR 32,5sf/3m²

TOTAL 419,5sf/39m²



301	303	305	307	309	311	313	315	317	319	321	323	325	327	329	331	333	335	337	
302	304	306	308	310	312	318	320	322	324	326	328	330	332	334	336				

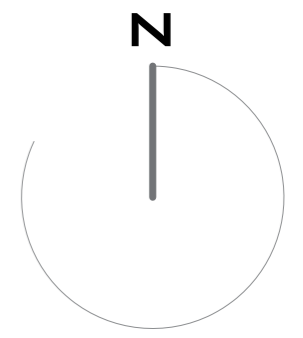
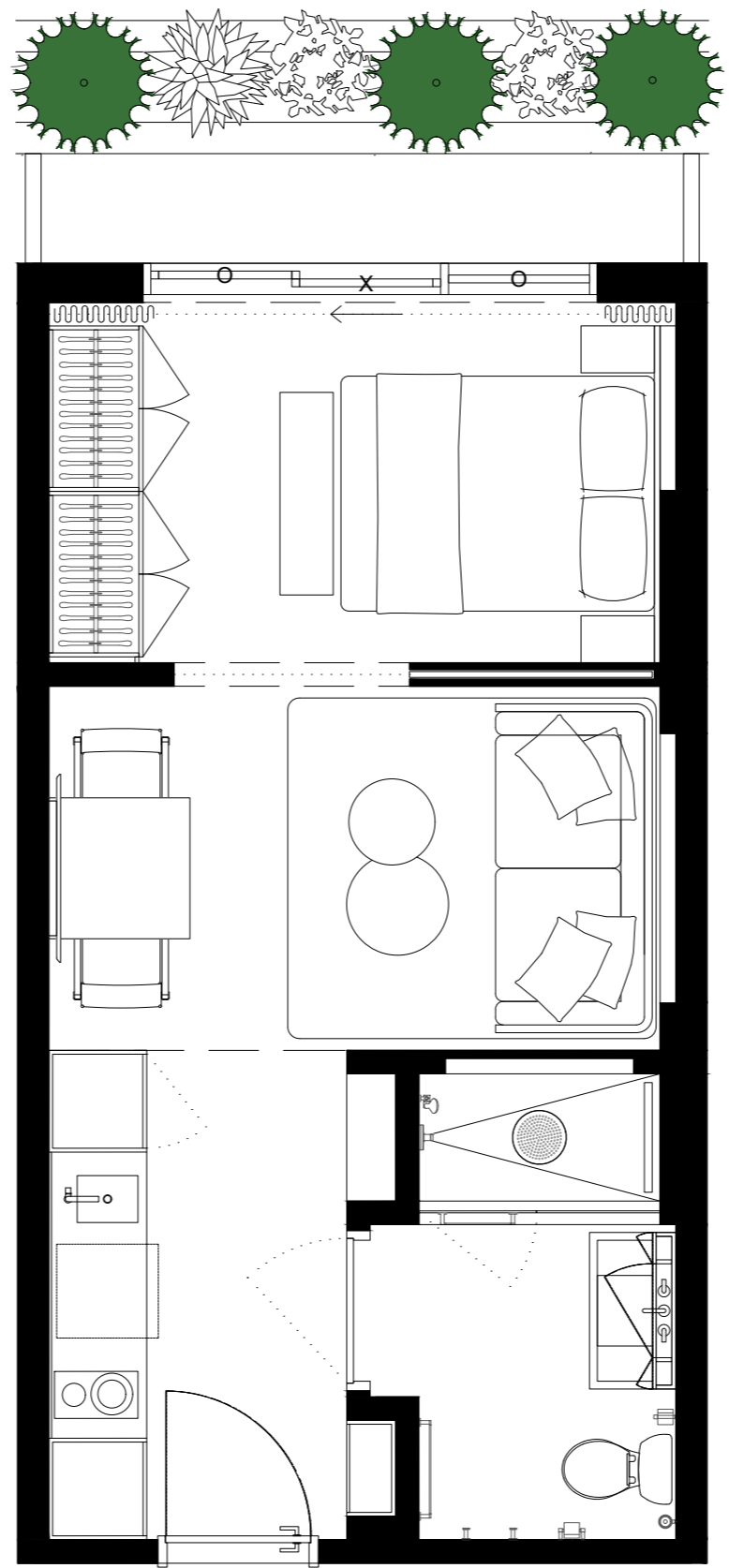
These drawings are conceptual only and are for the convenience of reference. They should not be relied upon as representations, express or implied, of the final detail of the residences. Units shown are examples of unit types and may not depict actual units. Stated square footages are ranges for a particular unit type and are measured to the exterior boundaries of the exterior walls and the centerline of interior demising walls and in fact vary from the area that would be determined by using the description and definition of the unit set forth in the declaration (which generally only includes the interior airspace between the perimeter walls and excludes interior structural components). Note that measurements of rooms set forth on this floorplan are generally taken at the greatest points of each given room (as if the room were a perfect rectangle), without regards for any cutouts. Accordingly, the area of the actual room will typically be smaller than the product obtained by multiplying the stated length times width. All dimensions are approximate and may vary with actual construction, and all floor plans and development plans are subject to change.

EDGEWATER MIAMI
VIDA[®]
 RESIDENCES

UNIT TYPE B.1
 #317

STUDIO

INTERIOR 387sf/36M2
 EXTERIOR 32,5sf/3M2
 TOTAL 419,5sf/39M2



301	303	305	307	309	311	313	315	317	319	321	323	325	327	329	331	333	335	337	
302	304	306	308	310	312				318	320	322	324	326	328	330	332	334	336	

These drawings are conceptual only and are for the convenience of reference. They should not be relied upon as representations, express or implied, of the final detail of the residences. Units shown are examples of unit types and may not depict actual units. Stated square footages are ranges for a particular unit type and are measured to the exterior boundaries of the exterior walls and the centerline of interior demising walls and in fact vary from the area that would be determined by using the description and definition of the unit set forth in the declaration (which generally only includes the interior airspace between the perimeter walls and excludes interior structural components). Note that measurements of rooms set forth on this floorplan are generally taken at the greatest points of each given room (as if the room were a perfect rectangle), without regards for any cutouts. Accordingly, the area of the actual room will typically be smaller than the product obtained by multiplying the stated length times width. All dimensions are approximate and may vary with actual construction, and all floor plans and development plans are subject to change.

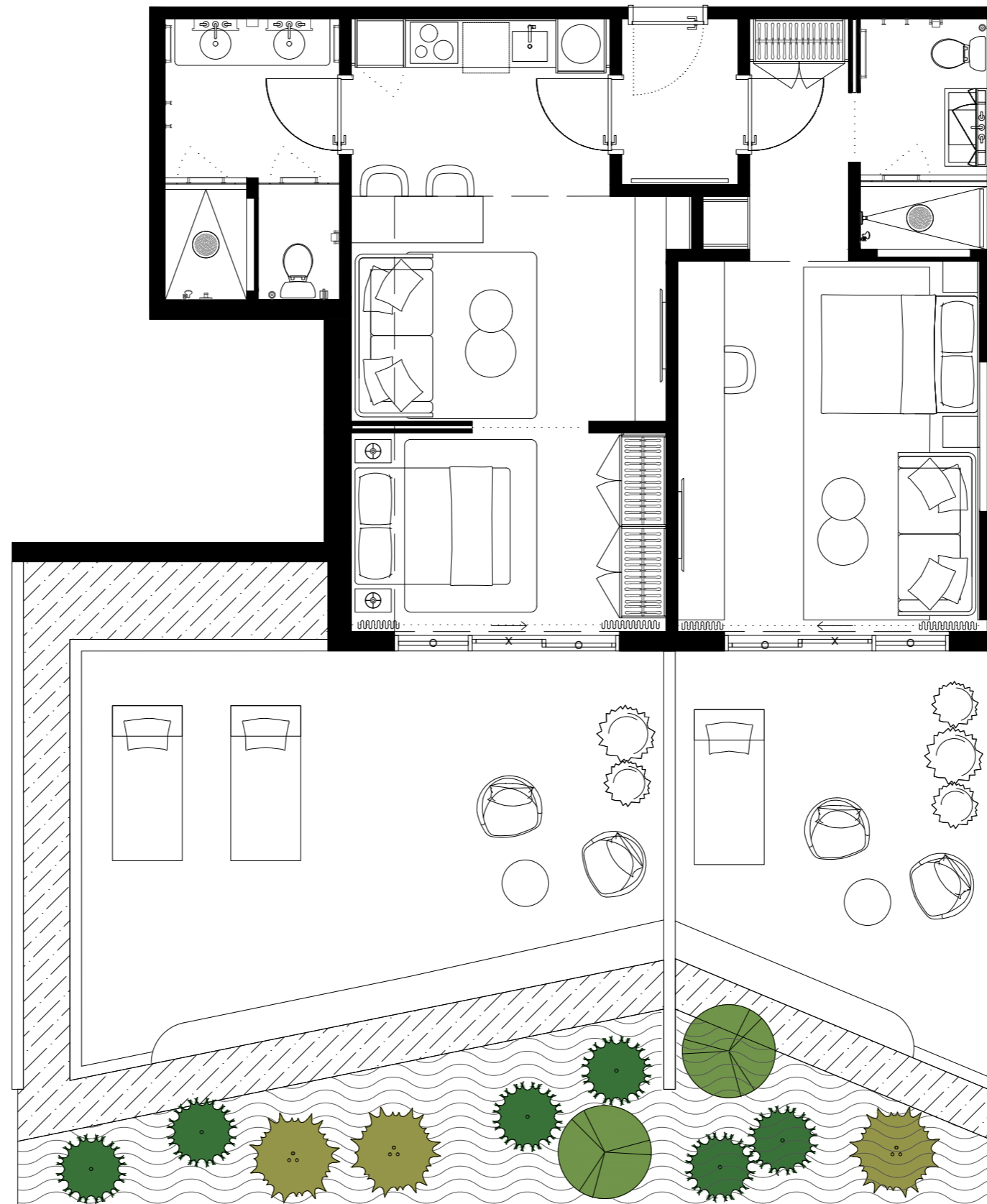
EDGEWATER MIAMI
VIDA[®]
 RESIDENCES

UNIT TYPE F

#318

2 BED + 2 BATH

INTERIOR 888sf/82,5M2
 EXTERIOR 1073sf/99,7M2
 TOTAL 1961sf/182,2M2



301	303	305	307	309	311	313	315	317	319	321	323	325	327	329	331	333	335	337
302	304	306	308	310	312	318	320	322	324	326	328	330	332	334	336			



These drawings are conceptual only and are for the convenience of reference. They should not be relied upon as representations, express or implied, of the final detail of the residences. Units shown are examples of unit types and may not depict actual units. Stated square footages are ranges for a particular unit type and are measured to the exterior boundaries of the exterior walls and the centerline of interior demising walls and in fact vary from the area that would be determined by using the description and definition of the unit set forth in the declaration (which generally only includes the interior airspace between the perimeter walls and excludes interior structural components). Note that measurements of rooms set forth on this floorplan are generally taken at the greatest points of each given room (as if the room were a perfect rectangle), without regards for any cutouts. Accordingly, the area of the actual room will typically be smaller than the product obtained by multiplying the stated length times width. All dimensions are approximate and may vary with actual construction, and all floor plans and development plans are subject to change.

EDGEWATER MIAMI

VIDA®

RESIDENCES

UNIT TYPE B.1

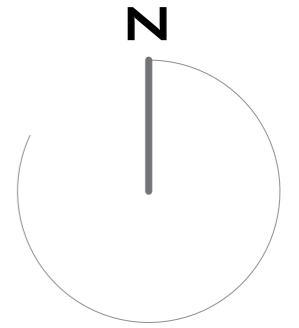
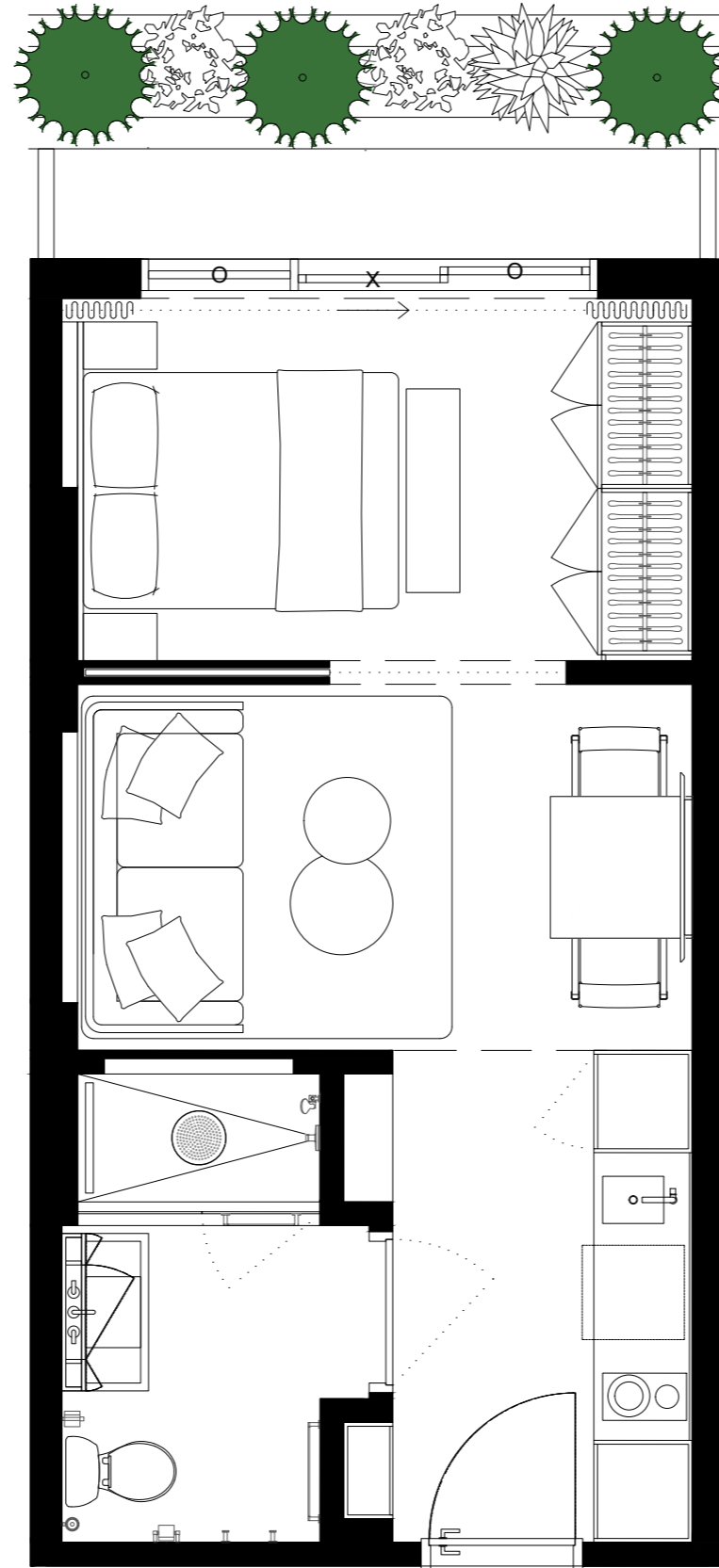
#319

STUDIO

INTERIOR 387sf/36M2

EXTERIOR 32,5sf/3M2

TOTAL 419,5sf/39M2



301	303	305	307	309	311	313	315	317	319	321	323	325	327	329	331	333	335	337
302	304	306	308	310	312	314	316	318	320	322	324	326	328	330	332	334	336	



These drawings are conceptual only and are for the convenience of reference. They should not be relied upon as representations, express or implied, of the final detail of the residences. Units shown are examples of unit types and may not depict actual units. Stated square footages are ranges for a particular unit type and are measured to the exterior boundaries of the exterior walls and the centerline of interior demising walls and in fact vary from the area that would be determined by using the description and definition of the unit set forth in the declaration (which generally only includes the interior airspace between the perimeter walls and excludes interior structural components). Note that measurements of rooms set forth on this floorplan are generally taken at the greatest points of each given room (as if the room were a perfect rectangle), without regards for any cutouts. Accordingly, the area of the actual room will typically be smaller than the product obtained by multiplying the stated length times width. All dimensions are approximate and may vary with actual construction, and all floor plans and development plans are subject to change.

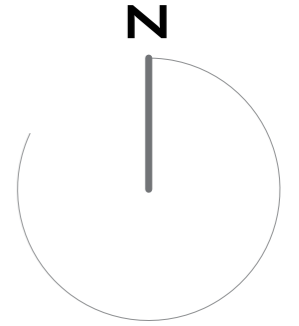
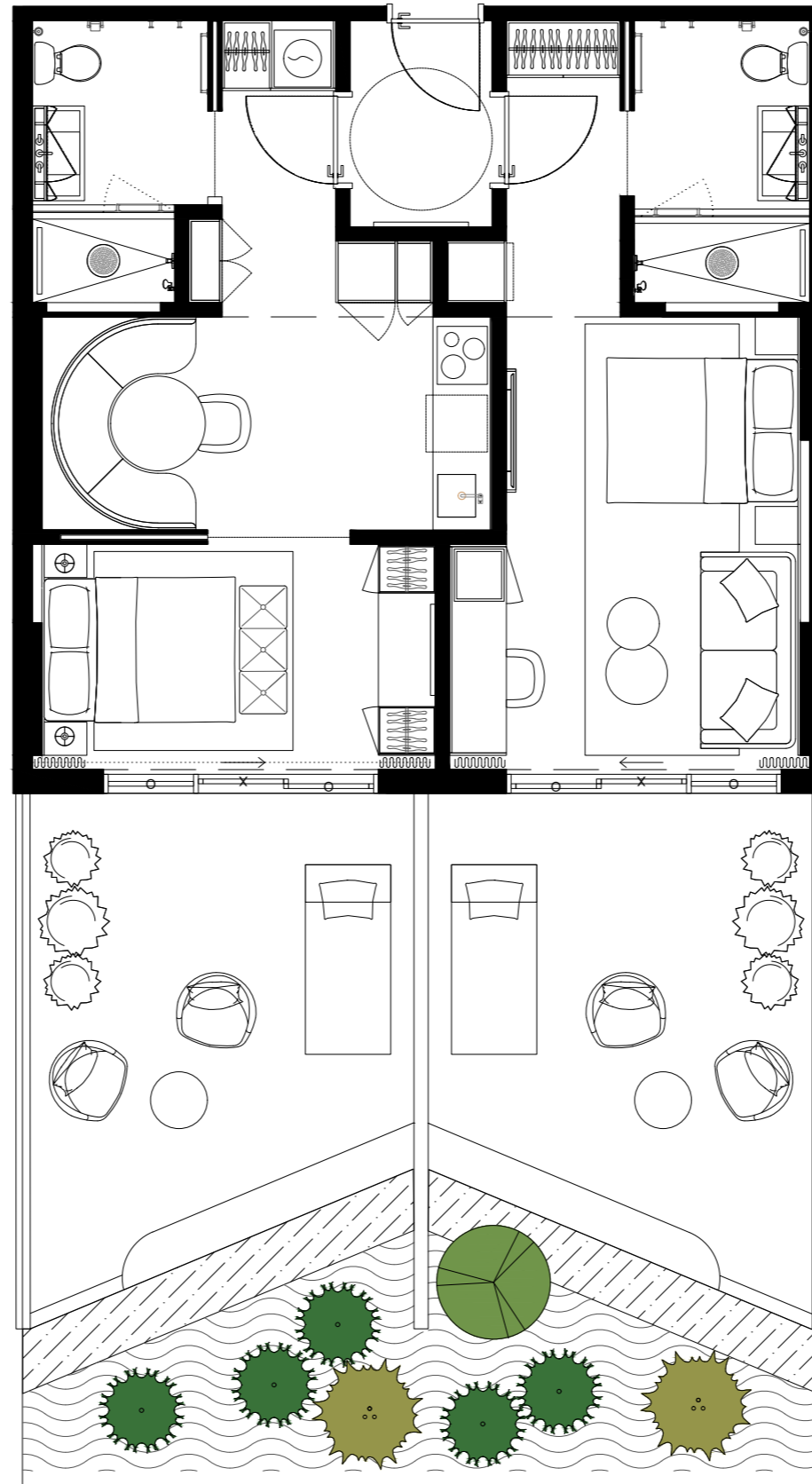
EDGEWATER MIAMI
VIDA[®]
 RESIDENCES

UNIT TYPE E.1

#320

2 BED + 2 BATH

INTERIOR 774sf/71,9M2
 EXTERIOR 82sf/63,4M2
 TOTAL 1456sf/135,3M2



301	303	305	307	309	311	313	315	317	319	321	323	325	327	329	331	333	335	337	
302	304	306	308	310	312	318	320	322	324	326	328	330	332	334	336				

These drawings are conceptual only and are for the convenience of reference. They should not be relied upon as representations, express or implied, of the final detail of the residences. Units shown are examples of unit types and may not depict actual units. Stated square footages are ranges for a particular unit type and are measured to the exterior boundaries of the exterior walls and the centerline of interior demising walls and in fact vary from the area that would be determined by using the description and definition of the unit set forth in the declaration (which generally only includes the interior airspace between the perimeter walls and excludes interior structural components). Note that measurements of rooms set forth on this floorplan are generally taken at the greatest points of each given room (as if the room were a perfect rectangle), without regards for any cutouts. Accordingly, the area of the actual room will typically be smaller than the product obtained by multiplying the stated length times width. All dimensions are approximate and may vary with actual construction, and all floor plans and development plans are subject to change.

EDGEWATER MIAMI

VIDA®

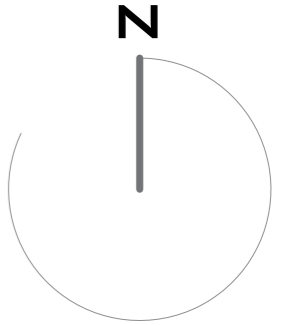
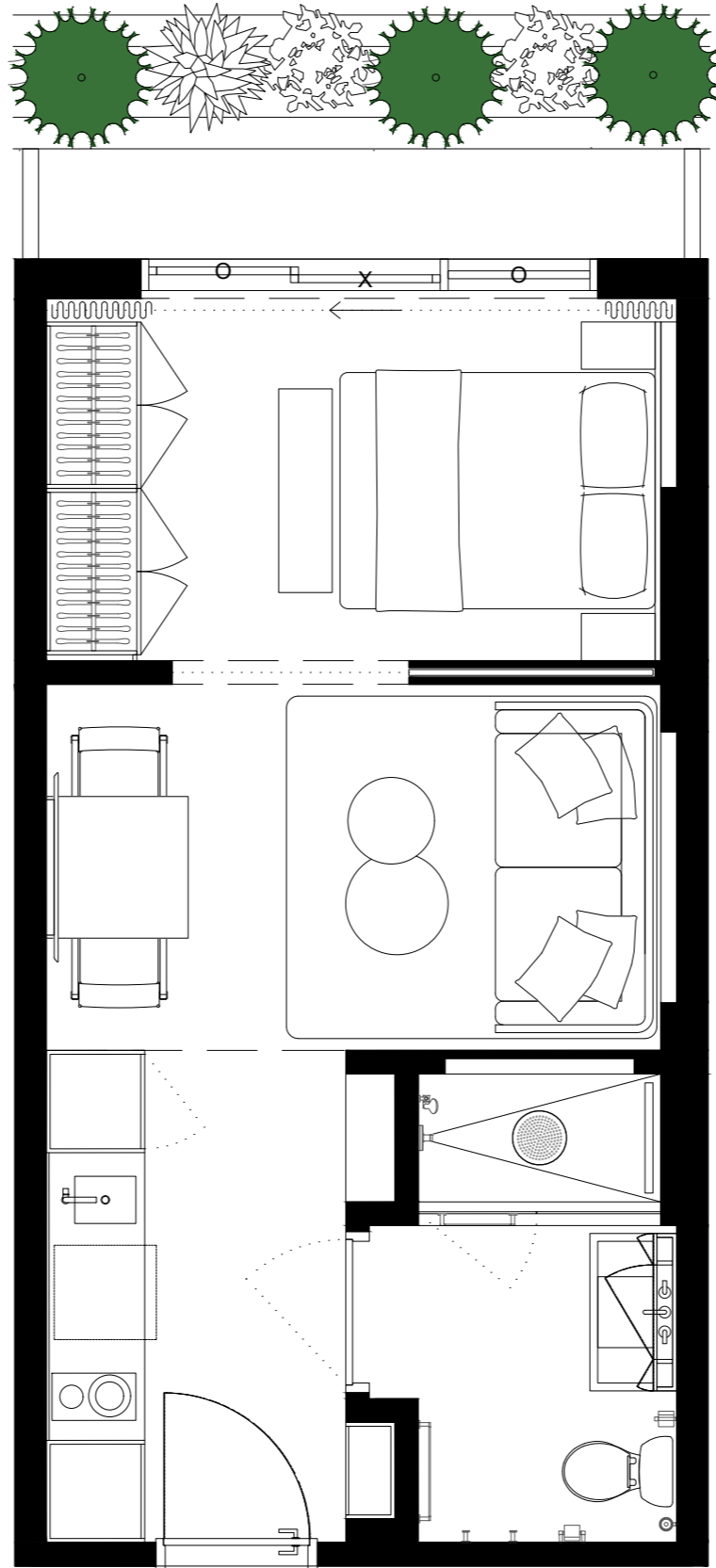
RESIDENCES

UNIT TYPE B.1

#321

STUDIO

INTERIOR 387sf/36M2
 EXTERIOR 32,5sf/3M2
 TOTAL 419,5sf/39M2



301	303	305	307	309	311	313	315	317	319	321	323	325	327	329	331	333	335	337	
302	304	306	308	310	312	318	320	322	324	326	328	330	332	334	336				

These drawings are conceptual only and are for the convenience of reference. They should not be relied upon as representations, express or implied, of the final detail of the residences. Units shown are examples of unit types and may not depict actual units. Stated square footages are ranges for a particular unit type and are measured to the exterior boundaries of the exterior walls and the centerline of interior demising walls and in fact vary from the area that would be determined by using the description and definition of the unit set forth in the declaration (which generally only includes the interior airspace between the perimeter walls and excludes interior structural components). Note that measurements of rooms set forth on this floorplan are generally taken at the greatest points of each given room (as if the room were a perfect rectangle), without regards for any cutouts. Accordingly, the area of the actual room will typically be smaller than the product obtained by multiplying the stated length times width. All dimensions are approximate and may vary with actual construction, and all floor plans and development plans are subject to change.

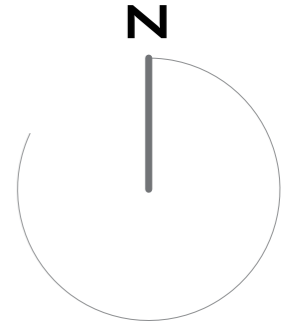
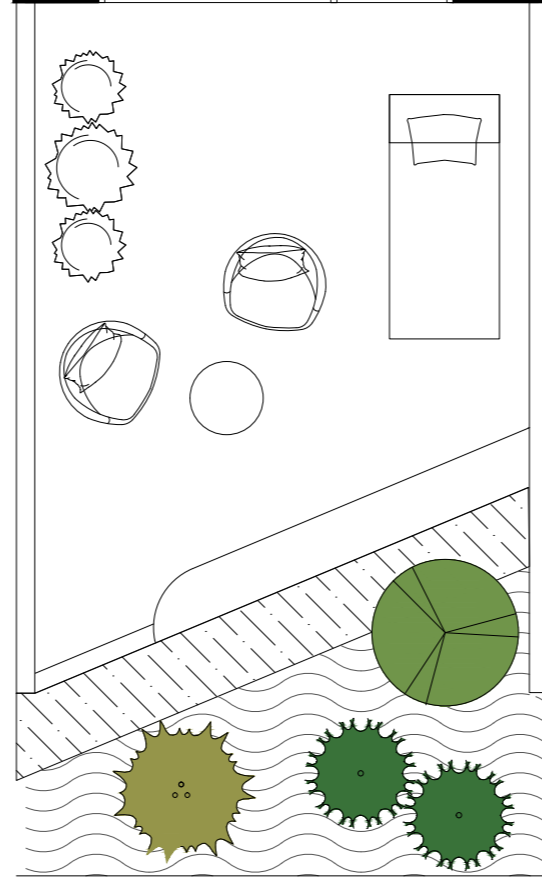
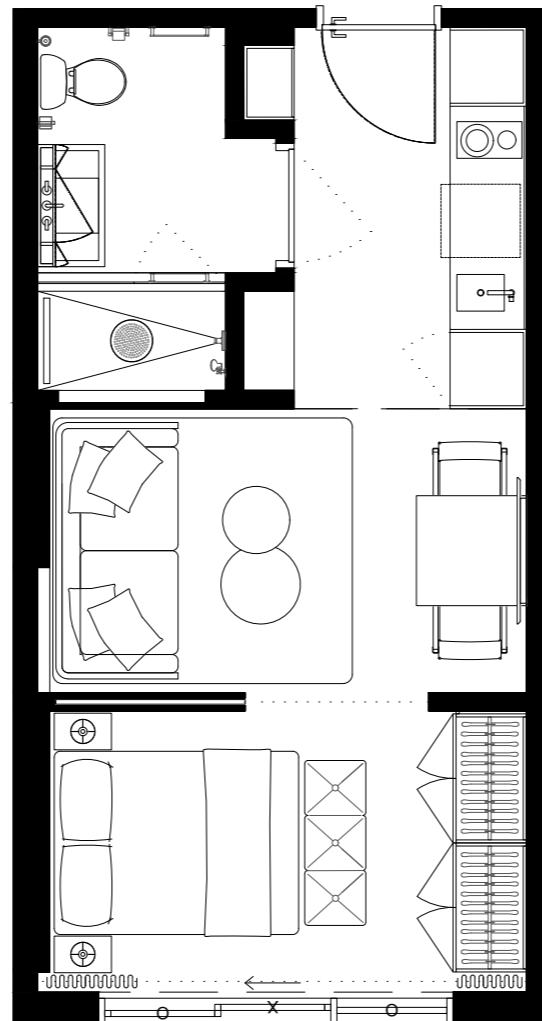
EDGEWATER MIAMI
VIDA[®]
 RESIDENCES

UNIT TYPE B.2

#322

STUDIO

INTERIOR 387sf/36M2
 EXTERIOR 341sf/31,7M2
 TOTAL 728sf/67,6M2



301	303	305	307	309	311	313	315	317	319	321	323	325	327	329	331	333	335	337	
302	304	306	308	310	312	318	320	322	324	326	328	330	332	334	336				



These drawings are conceptual only and are for the convenience of reference. They should not be relied upon as representations, express or implied, of the final detail of the residences. Units shown are examples of unit types and may not depict actual units. Stated square footages are ranges for a particular unit type and are measured to the exterior boundaries of the exterior walls and the centerline of interior demising walls and in fact vary from the area that would be determined by using the description and definition of the unit set forth in the declaration (which generally only includes the interior airspace between the perimeter walls and excludes interior structural components). Note that measurements of rooms set forth on this floorplan are generally taken at the greatest points of each given room (as if the room were a perfect rectangle), without regards for any cutouts. Accordingly, the area of the actual room will typically be smaller than the product obtained by multiplying the stated length times width. All dimensions are approximate and may vary with actual construction, and all floor plans and development plans are subject to change.

EDGEWATER MIAMI

VIDA®

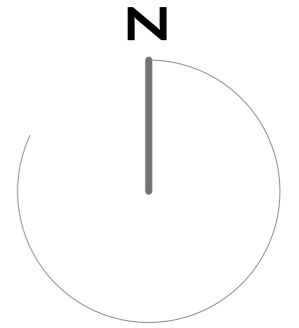
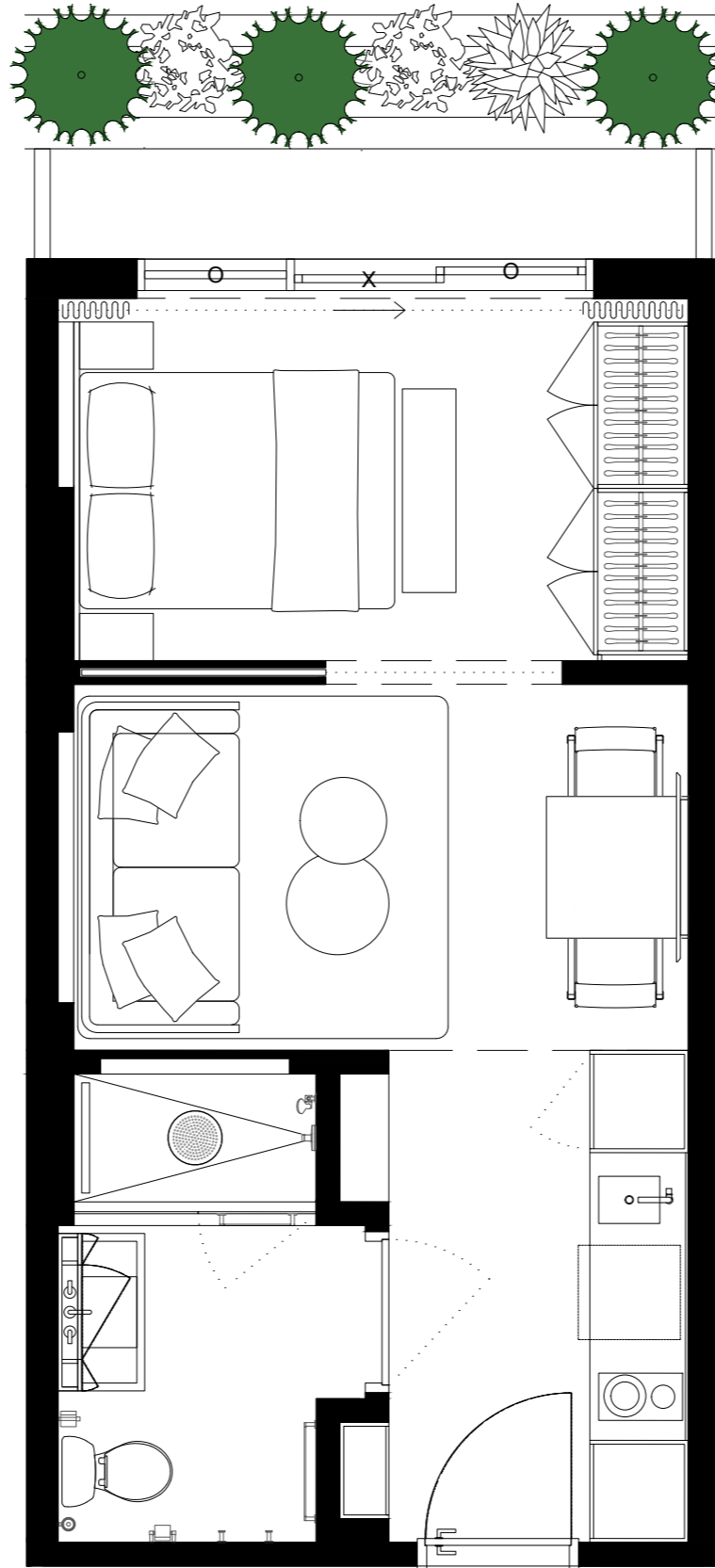
RESIDENCES

UNIT TYPE B.1

#323

STUDIO

INTERIOR 387sf/36M2
 EXTERIOR 32,5sf/3M2
 TOTAL 419,5sf/39M2



301	303	305	307	309	311	313	315	317	319	321	323	325	327	329	331	333	335	337	
302	304	306	308	310	312	318	320	322	324	326	328	330	332	334	336				



These drawings are conceptual only and are for the convenience of reference. They should not be relied upon as representations, express or implied, of the final detail of the residences. Units shown are examples of unit types and may not depict actual units. Stated square footages are ranges for a particular unit type and are measured to the exterior boundaries of the exterior walls and the centerline of interior demising walls and in fact vary from the area that would be determined by using the description and definition of the unit set forth in the declaration (which generally only includes the interior airspace between the perimeter walls and excludes interior structural components). Note that measurements of rooms set forth on this floorplan are generally taken at the greatest points of each given room (as if the room were a perfect rectangle), without regards for any cutouts. Accordingly, the area of the actual room will typically be smaller than the product obtained by multiplying the stated length times width. All dimensions are approximate and may vary with actual construction, and all floor plans and development plans are subject to change.

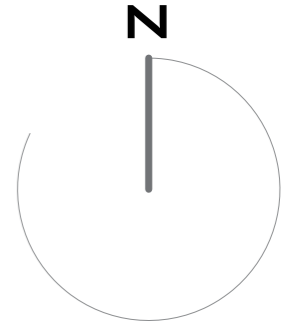
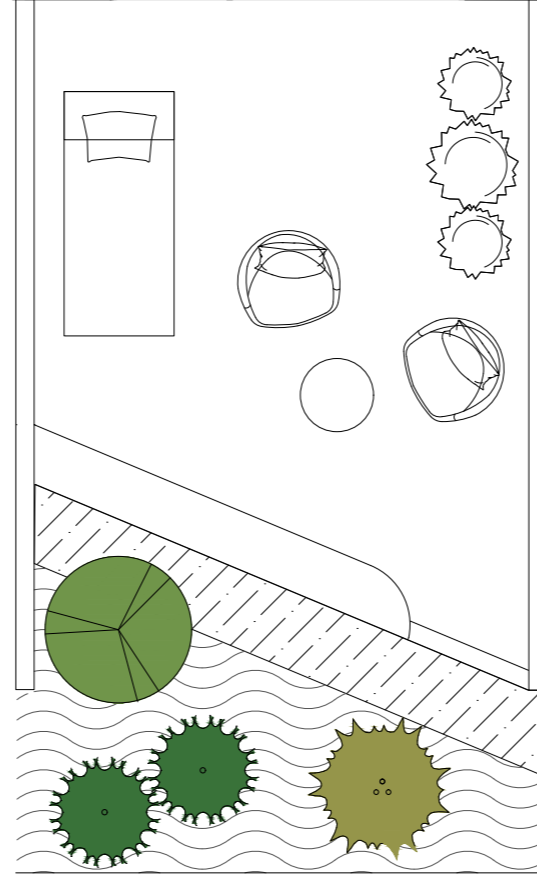
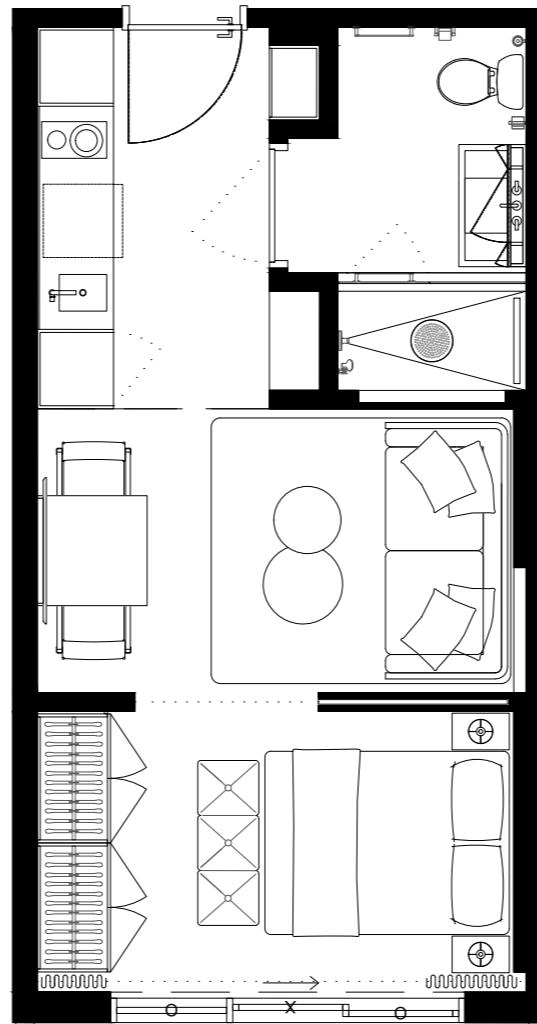
EDGEWATER MIAMI
VIDA[®]
 RESIDENCES

UNIT TYPE B.2

#324

STUDIO

INTERIOR 387sf/36M2
 EXTERIOR 341sf/31,7M2
 TOTAL 728sf/67,6M2



301	303	305	307	309	311	313	315	317	319	321	323	325	327	329	331	333	335	337	
302	304	306	308	310	312	318	320	322	324	326	328	330	332	334	336				



These drawings are conceptual only and are for the convenience of reference. They should not be relied upon as representations, express or implied, of the final detail of the residences. Units shown are examples of unit types and may not depict actual units. Stated square footages are ranges for a particular unit type and are measured to the exterior boundaries of the exterior walls and the centerline of interior demising walls and in fact vary from the area that would be determined by using the description and definition of the unit set forth in the declaration (which generally only includes the interior airspace between the perimeter walls and excludes interior structural components). Note that measurements of rooms set forth on this floorplan are generally taken at the greatest points of each given room (as if the room were a perfect rectangle), without regards for any cutouts. Accordingly, the area of the actual room will typically be smaller than the product obtained by multiplying the stated length times width. All dimensions are approximate and may vary with actual construction, and all floor plans and development plans are subject to change.

EDGEWATER MIAMI

VIDA®

RESIDENCES

UNIT TYPE B.1

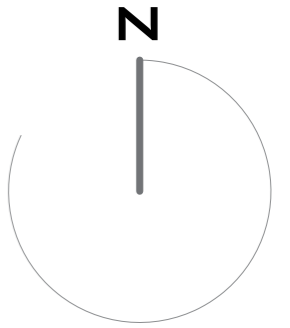
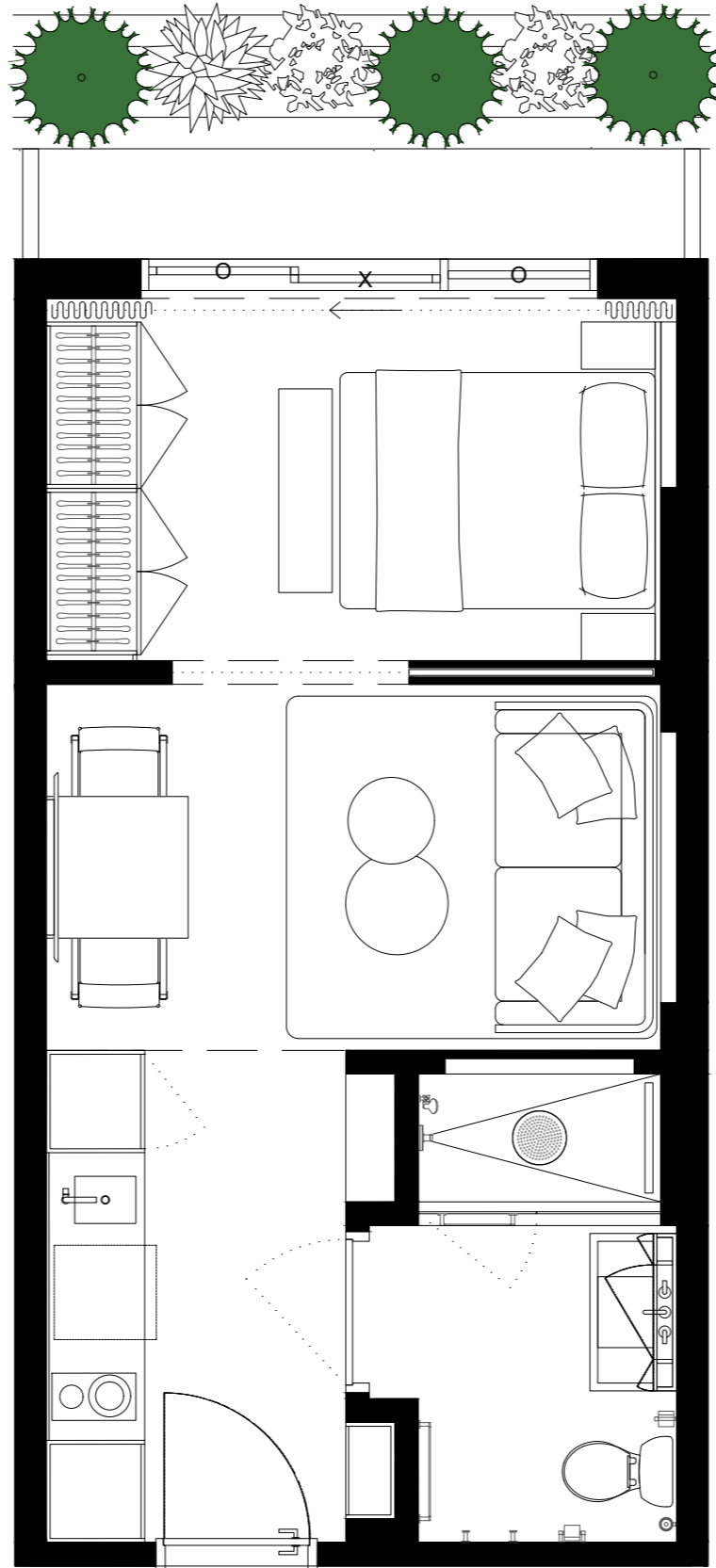
#325

STUDIO

INTERIOR 387sqft/36M2

EXTERIOR 32,5sf/3M2

TOTAL 419,5sf/39M2



301	303	305	307	309	311	313	315	317	319	321	323	325	327	329	331	333	335	337	
302	304	306	308	310	312	318	320	322	324	326	328	330	332	334	336				

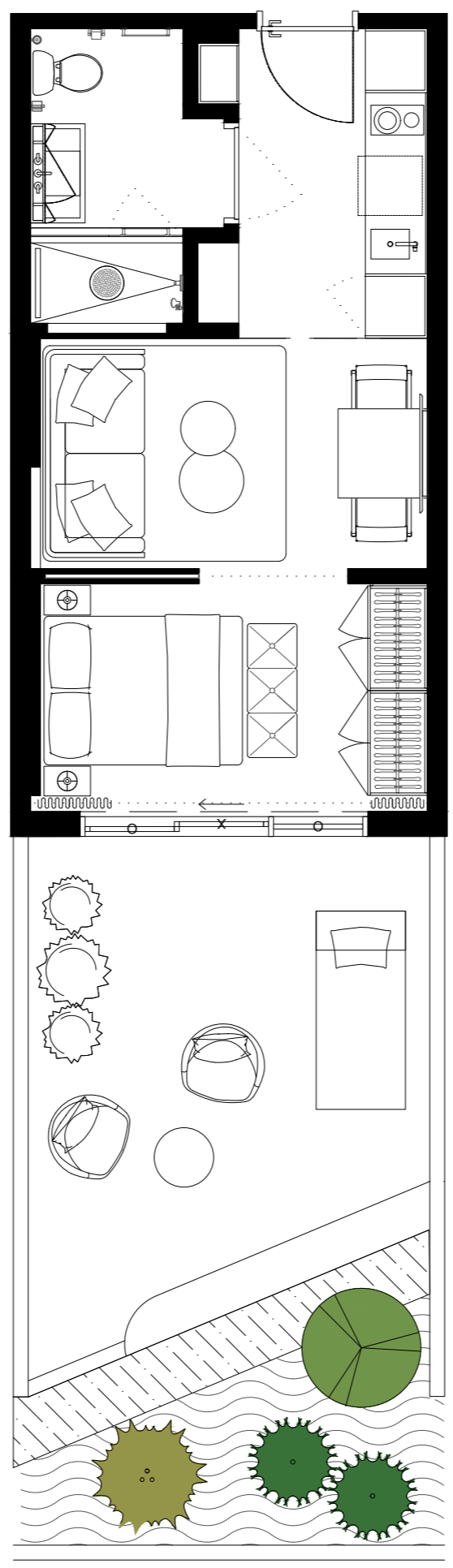
These drawings are conceptual only and are for the convenience of reference. They should not be relied upon as representations, express or implied, of the final detail of the residences. Units shown are examples of unit types and may not depict actual units. Stated square footages are ranges for a particular unit type and are measured to the exterior boundaries of the exterior walls and the centerline of interior demising walls and in fact vary from the area that would be determined by using the description and definition of the unit set forth in the declaration (which generally only includes the interior airspace between the perimeter walls and excludes interior structural components). Note that measurements of rooms set forth on this floorplan are generally taken at the greatest points of each given room (as if the room were a perfect rectangle), without regards for any cutouts. Accordingly, the area of the actual room will typically be smaller than the product obtained by multiplying the stated length times width. All dimensions are approximate and may vary with actual construction, and all floor plans and development plans are subject to change.

EDGEWATER MIAMI
VIDA[®]
 RESIDENCES

UNIT TYPE B.2
 #326

STUDIO

INTERIOR	387sf/36M2
EXTERIOR	341sf/31,7M2
TOTAL	728sf/67,6M2



301	303	305	307	309	311	313	315	317	319	321	323	325	327	329	331	333	335	337	
302	304	306	308	310	312	318	320	322	324	326	328	330	332	334	336				



These drawings are conceptual only and are for the convenience of reference. They should not be relied upon as representations, express or implied, of the final detail of the residences. Units shown are examples of unit types and may not depict actual units. Stated square footages are ranges for a particular unit type and are measured to the exterior boundaries of the exterior walls and the centerline of interior demising walls and in fact vary from the area that would be determined by using the description and definition of the unit set forth in the declaration (which generally only includes the interior airspace between the perimeter walls and excludes interior structural components). Note that measurements of rooms set forth on this floorplan are generally taken at the greatest points of each given room (as if the room were a perfect rectangle), without regards for any cutouts. Accordingly, the area of the actual room will typically be smaller than the product obtained by multiplying the stated length times width. All dimensions are approximate and may vary with actual construction, and all floor plans and development plans are subject to change.

EDGEWATER MIAMI

VIDA®

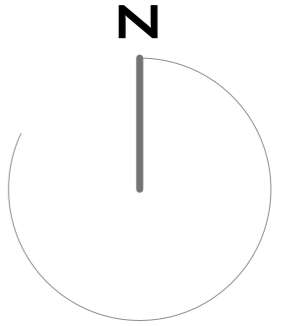
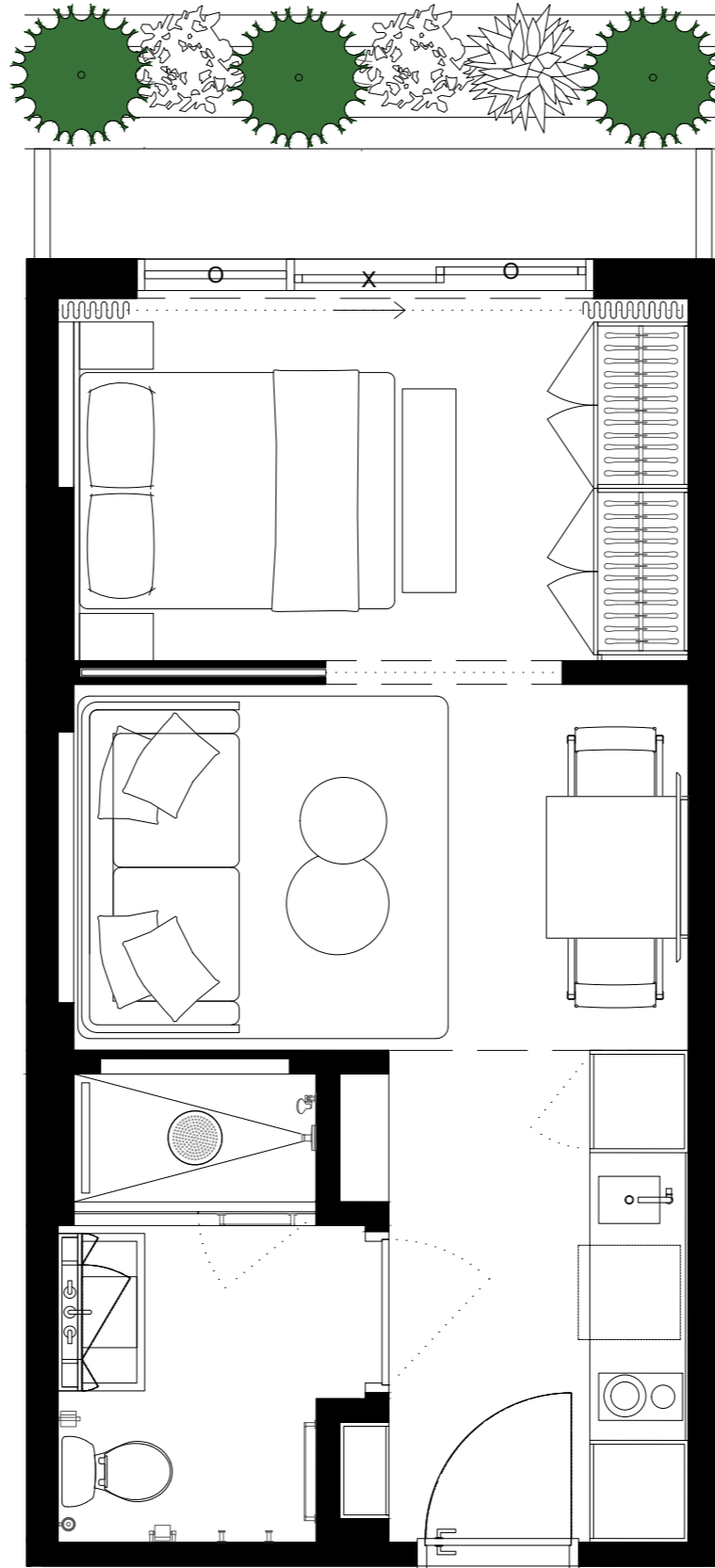
RESIDENCES

UNIT TYPE B.1

#327

STUDIO

INTERIOR	387sf/36M2
EXTERIOR	32,5sf/3M2
TOTAL	419,5sf/39M2



301	303	305	307	309	311	313	315	317	319	321	323	325	327	329	331	333	335	337	
302	304	306	308	310	312	318	320	322	324	326	328	330	332	334	336				



These drawings are conceptual only and are for the convenience of reference. They should not be relied upon as representations, express or implied, of the final detail of the residences. Units shown are examples of unit types and may not depict actual units. Stated square footages are ranges for a particular unit type and are measured to the exterior boundaries of the exterior walls and the centerline of interior demising walls and in fact vary from the area that would be determined by using the description and definition of the unit set forth in the declaration (which generally only includes the interior airspace between the perimeter walls and excludes interior structural components). Note that measurements of rooms set forth on this floorplan are generally taken at the greatest points of each given room (as if the room were a perfect rectangle), without regards for any cutouts. Accordingly, the area of the actual room will typically be smaller than the product obtained by multiplying the stated length times width. All dimensions are approximate and may vary with actual construction, and all floor plans and development plans are subject to change.

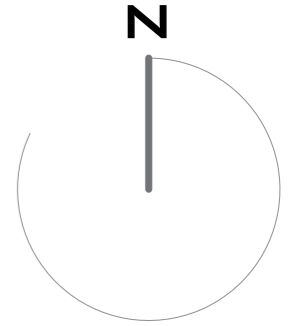
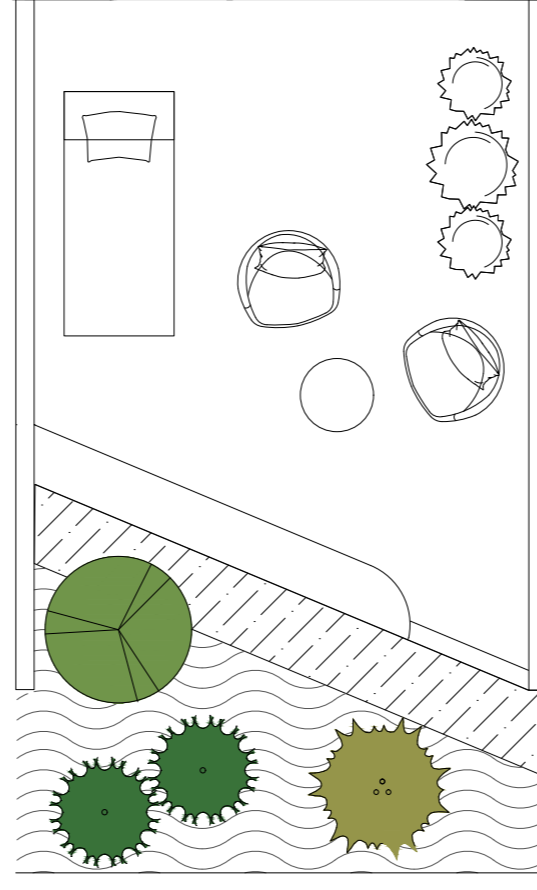
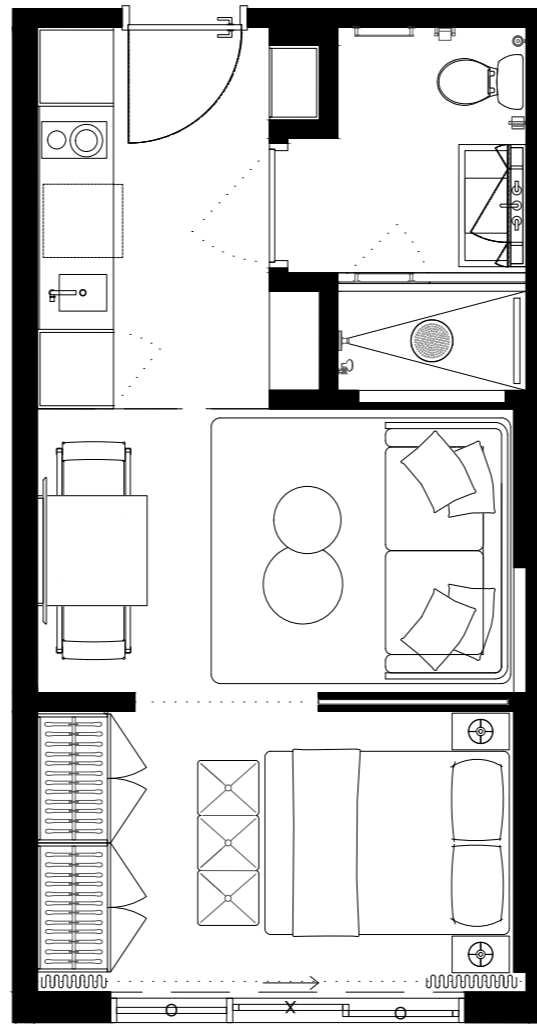
EDGEWATER MIAMI
VIDA[®]
 RESIDENCES

UNIT TYPE B.2

#328

STUDIO

INTERIOR	387sf/36M2
EXTERIOR	341sf/31,7M2
TOTAL	728sf/67,6M2



301	303	305	307	309	311	313	315	317	319	321	323	325	327	329	331	333	335	337	
302	304	306	308	310	312	318	320	322	324	326	328	330	332	334	336				

These drawings are conceptual only and are for the convenience of reference. They should not be relied upon as representations, express or implied, of the final detail of the residences. Units shown are examples of unit types and may not depict actual units. Stated square footages are ranges for a particular unit type and are measured to the exterior boundaries of the exterior walls and the centerline of interior demising walls and in fact vary from the area that would be determined by using the description and definition of the unit set forth in the declaration (which generally only includes the interior airspace between the perimeter walls and excludes interior structural components). Note that measurements of rooms set forth on this floorplan are generally taken at the greatest points of each given room (as if the room were a perfect rectangle), without regards for any cutouts. Accordingly, the area of the actual room will typically be smaller than the product obtained by multiplying the stated length times width. All dimensions are approximate and may vary with actual construction, and all floor plans and development plans are subject to change.

EDGEWATER MIAMI

VIDA®

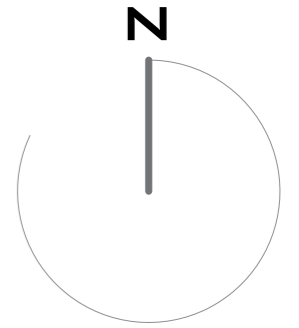
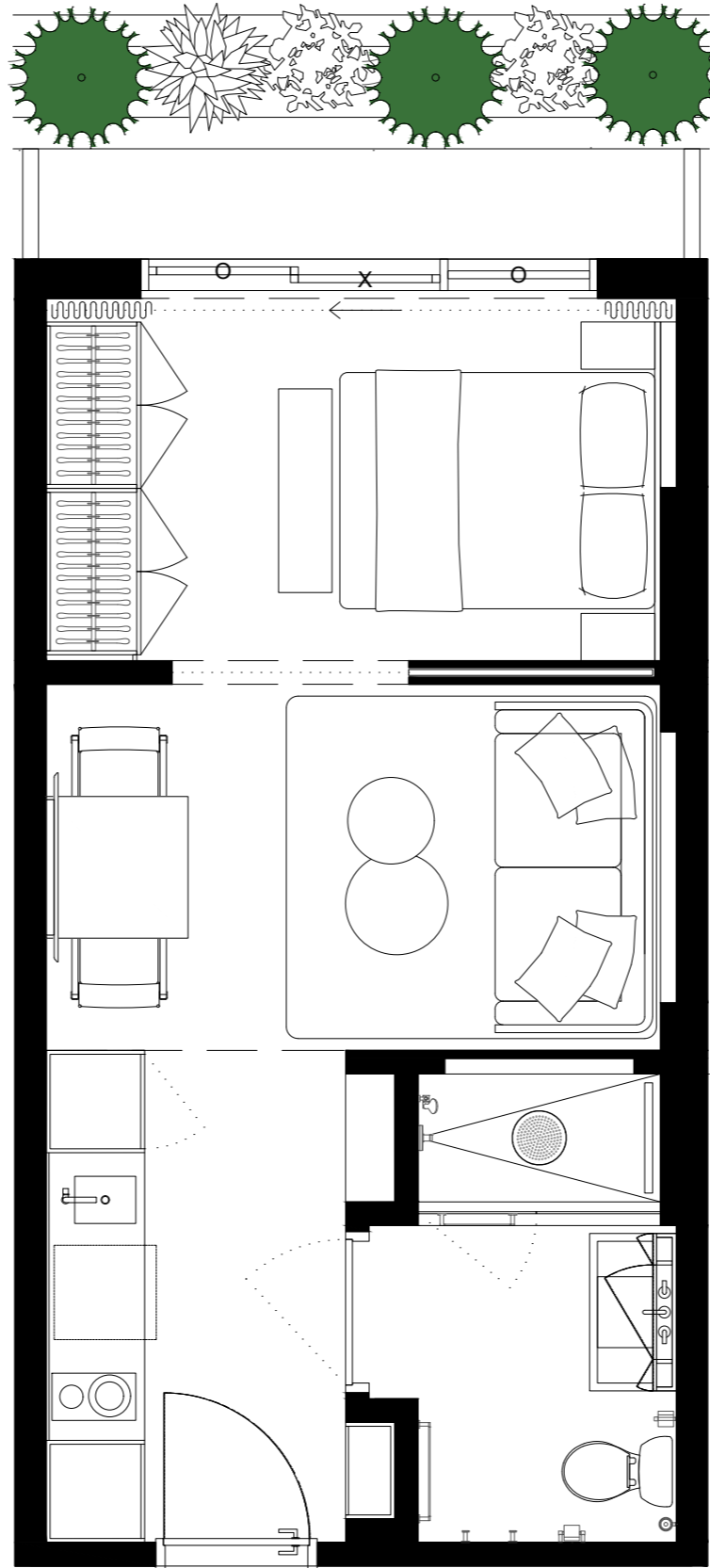
RESIDENCES

UNIT TYPE B.1

#329

STUDIO

INTERIOR 387sqft/36M2
 EXTERIOR 32,5sf/3M2
 TOTAL 419,5sf/39M2



301	303	305	307	309	311	313	315	317	319	321	323	325	327	329	331	333	335	337	
302	304	306	308	310	312	318	320	322	324	326	328	330	332	334	336				



These drawings are conceptual only and are for the convenience of reference. They should not be relied upon as representations, express or implied, of the final detail of the residences. Units shown are examples of unit types and may not depict actual units. Stated square footages are ranges for a particular unit type and are measured to the exterior boundaries of the exterior walls and the centerline of interior demising walls and in fact vary from the area that would be determined by using the description and definition of the unit set forth in the declaration (which generally only includes the interior airspace between the perimeter walls and excludes interior structural components). Note that measurements of rooms set forth on this floorplan are generally taken at the greatest points of each given room (as if the room were a perfect rectangle), without regards for any cutouts. Accordingly, the area of the actual room will typically be smaller than the product obtained by multiplying the stated length times width. All dimensions are approximate and may vary with actual construction, and all floor plans and development plans are subject to change.

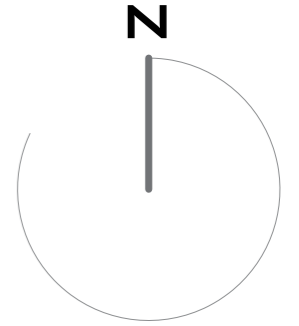
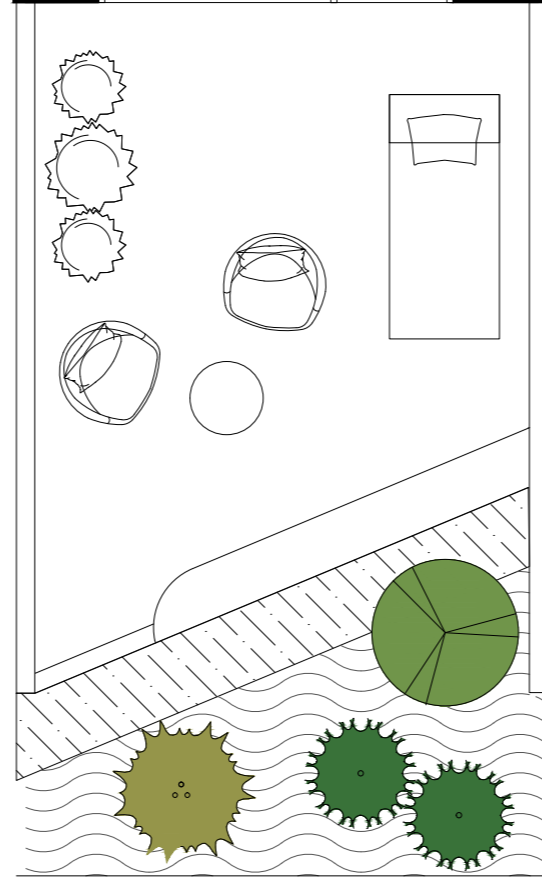
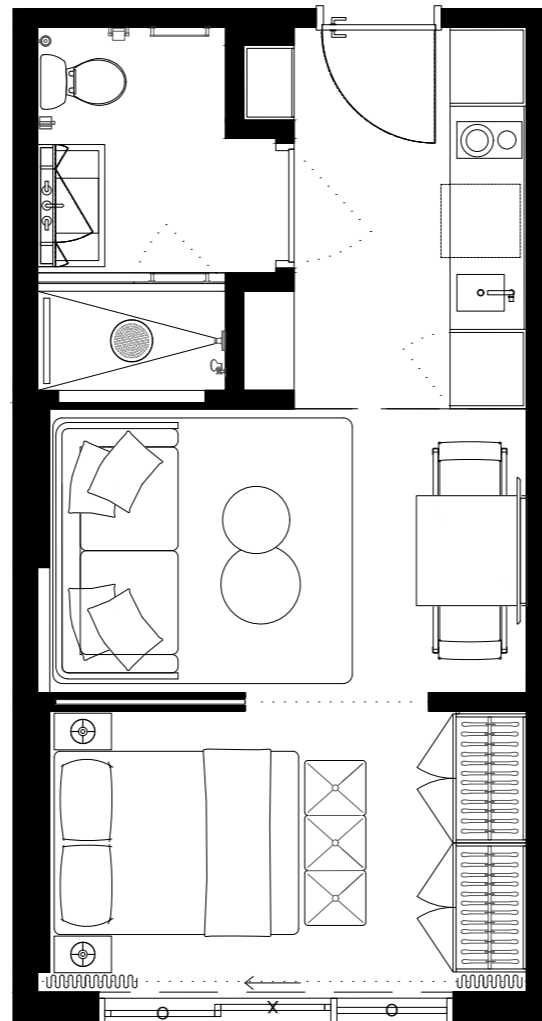
EDGEWATER MIAMI
VIDA[®]
 RESIDENCES

UNIT TYPE B.2

#330

STUDIO

INTERIOR 387sf/36M2
 EXTERIOR 341sf/31,7M2
 TOTAL 728sf/67,6M2



301	303	305	307	309	311	313	315	317	319	321	323	325	327	329	331	333	335	337	
302	304	306	308	310	312	318	320	322	324	326	328	330	332	334	336				



These drawings are conceptual only and are for the convenience of reference. They should not be relied upon as representations, express or implied, of the final detail of the residences. Units shown are examples of unit types and may not depict actual units. Stated square footages are ranges for a particular unit type and are measured to the exterior boundaries of the exterior walls and the centerline of interior demising walls and in fact vary from the area that would be determined by using the description and definition of the unit set forth in the declaration (which generally only includes the interior airspace between the perimeter walls and excludes interior structural components). Note that measurements of rooms set forth on this floorplan are generally taken at the greatest points of each given room (as if the room were a perfect rectangle), without regards for any cutouts. Accordingly, the area of the actual room will typically be smaller than the product obtained by multiplying the stated length times width. All dimensions are approximate and may vary with actual construction, and all floor plans and development plans are subject to change.

EDGEWATER MIAMI

VIDA®

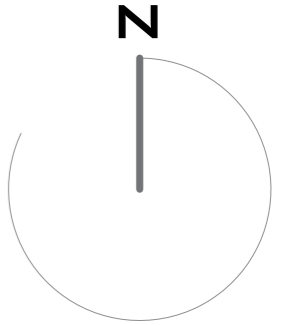
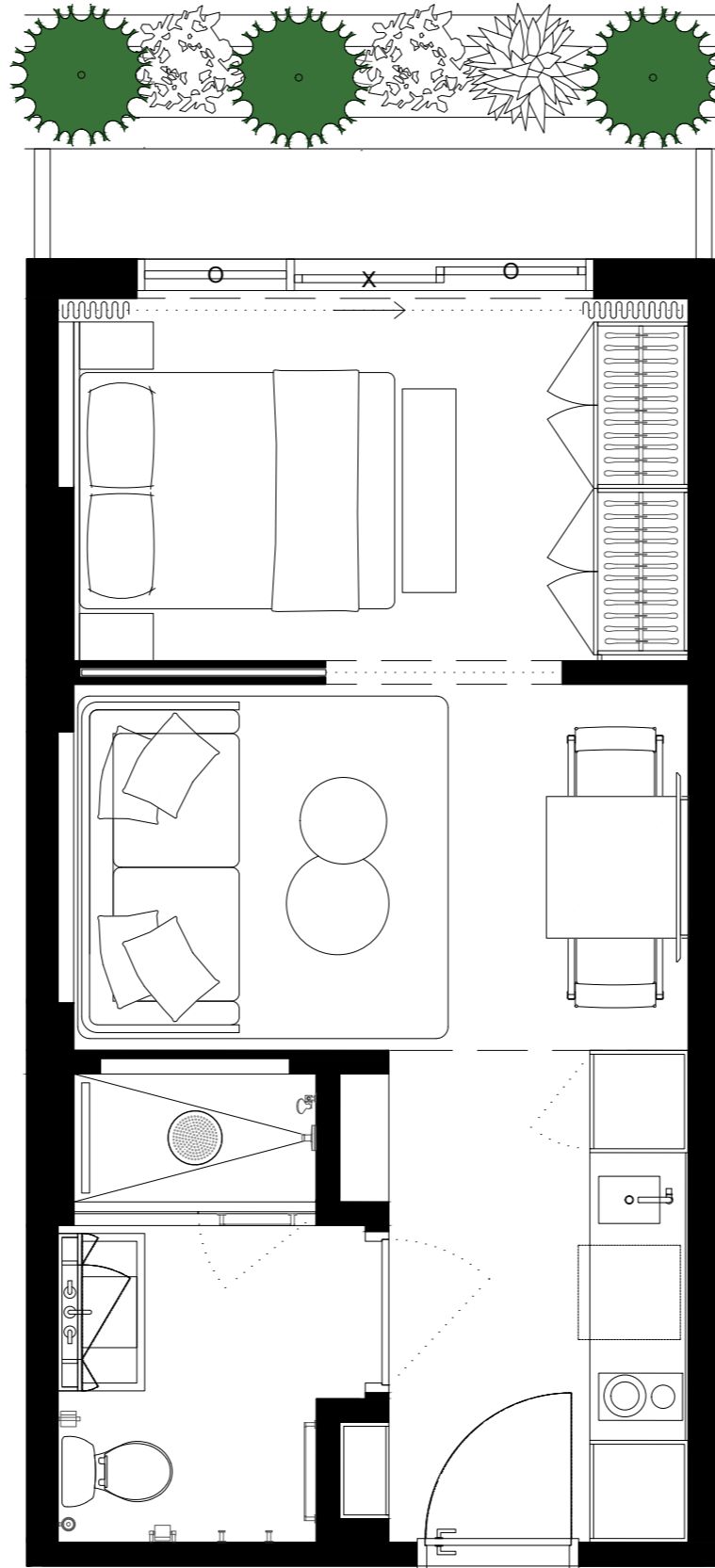
RESIDENCES

UNIT TYPE B.1

#331

STUDIO

INTERIOR 387sqft/36M2
 EXTERIOR 32,5sf/3M2
 TOTAL 419,5sf/39M2



301	303	305	307	309	311	313	315	317	319	321	323	325	327	329	331	333	335	337	
302	304	306	308	310	312	318	320	322	324	326	328	330	332	334	336				



These drawings are conceptual only and are for the convenience of reference. They should not be relied upon as representations, express or implied, of the final detail of the residences. Units shown are examples of unit types and may not depict actual units. Stated square footages are ranges for a particular unit type and are measured to the exterior boundaries of the exterior walls and the centerline of interior demising walls and in fact vary from the area that would be determined by using the description and definition of the unit set forth in the declaration (which generally only includes the interior airspace between the perimeter walls and excludes interior structural components). Note that measurements of rooms set forth on this floorplan are generally taken at the greatest points of each given room (as if the room were a perfect rectangle), without regards for any cutouts. Accordingly, the area of the actual room will typically be smaller than the product obtained by multiplying the stated length times width. All dimensions are approximate and may vary with actual construction, and all floor plans and development plans are subject to change.

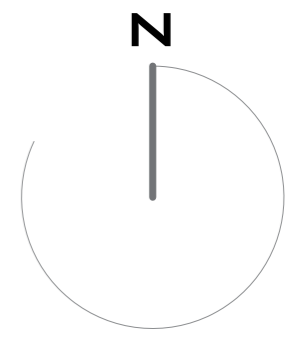
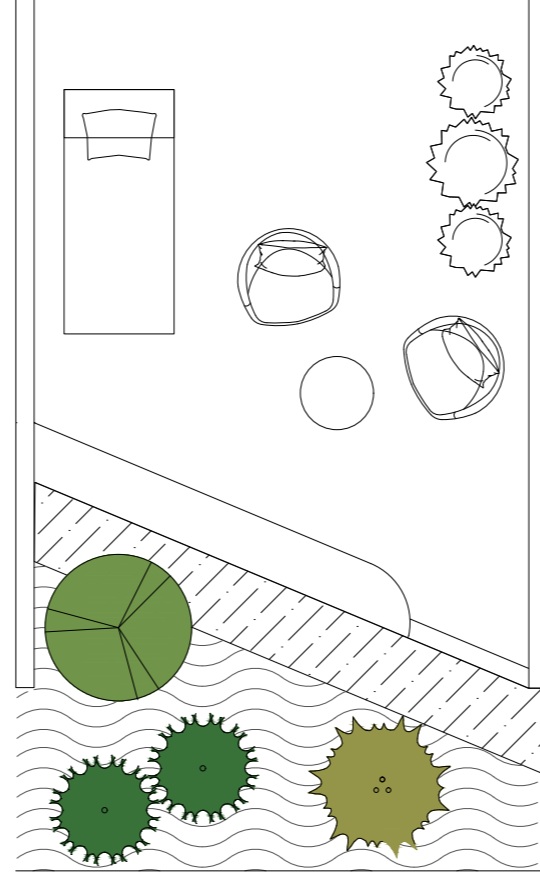
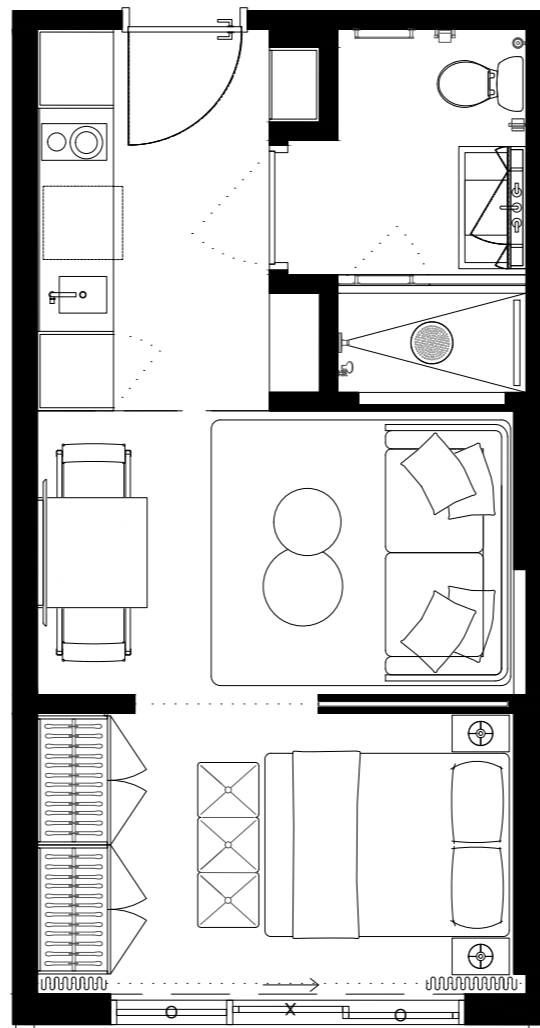
EDGEWATER MIAMI
VIDA[®]
 RESIDENCES

UNIT TYPE B.2

#332

STUDIO

INTERIOR	387sf/36M2
EXTERIOR	341sf/31,7M2
TOTAL	728sf/67,6M2



301	303	305	307	309	311	313	315	317	319	321	323	325	327	329	331	333	335	337	
302	304	306	308	310	312	318	320	322	324	326	328	330	332	334	336				



These drawings are conceptual only and are for the convenience of reference. They should not be relied upon as representations, express or implied, of the final detail of the residences. Units shown are examples of unit types and may not depict actual units. Stated square footages are ranges for a particular unit type and are measured to the exterior boundaries of the exterior walls and the centerline of interior demising walls and in fact vary from the area that would be determined by using the description and definition of the unit set forth in the declaration (which generally only includes the interior airspace between the perimeter walls and excludes interior structural components). Note that measurements of rooms set forth on this floorplan are generally taken at the greatest points of each given room (as if the room were a perfect rectangle), without regards for any cutouts. Accordingly, the area of the actual room will typically be smaller than the product obtained by multiplying the stated length times width. All dimensions are approximate and may vary with actual construction, and all floor plans and development plans are subject to change.

EDGEWATER MIAMI

VIDA®

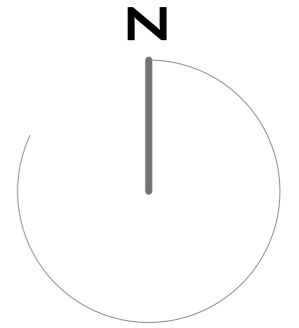
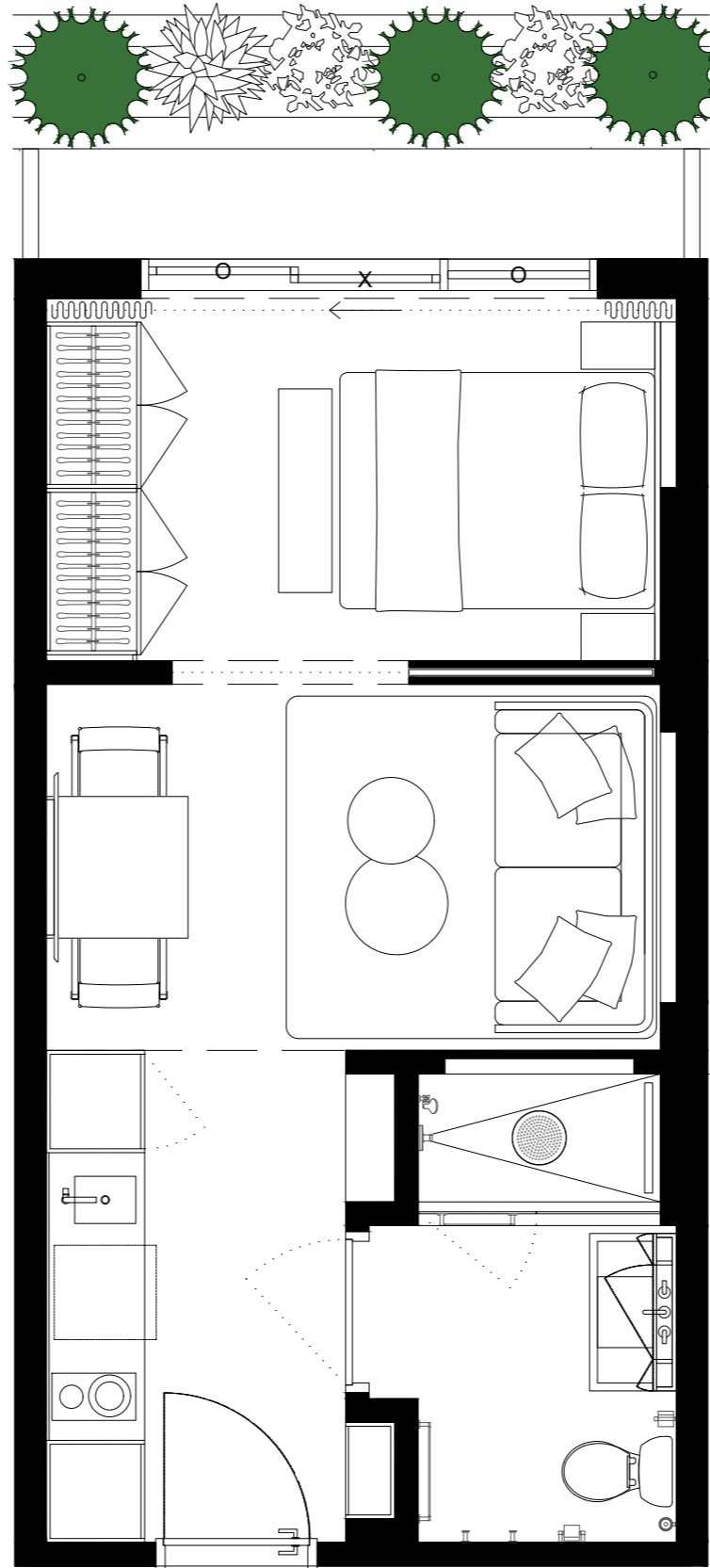
RESIDENCES

UNIT TYPE B.1

#333

STUDIO

INTERIOR 387sf/36M2
 EXTERIOR 32,5sf/3M2
 TOTAL 419,5sf/39M2



301	303	305	307	309	311	313	315	317	319	321	323	325	327	329	331	333	335	337
302	304	306	308	310	312	318	320	322	324	326	328	330	332	334	336			

These drawings are conceptual only and are for the convenience of reference. They should not be relied upon as representations, express or implied, of the final detail of the residences. Units shown are examples of unit types and may not depict actual units. Stated square footages are ranges for a particular unit type and are measured to the exterior boundaries of the exterior walls and the centerline of interior demising walls and in fact vary from the area that would be determined by using the description and definition of the unit set forth in the declaration (which generally only includes the interior airspace between the perimeter walls and excludes interior structural components). Note that measurements of rooms set forth on this floorplan are generally taken at the greatest points of each given room (as if the room were a perfect rectangle), without regards for any cutouts. Accordingly, the area of the actual room will typically be smaller than the product obtained by multiplying the stated length times width. All dimensions are approximate and may vary with actual construction, and all floor plans and development plans are subject to change.


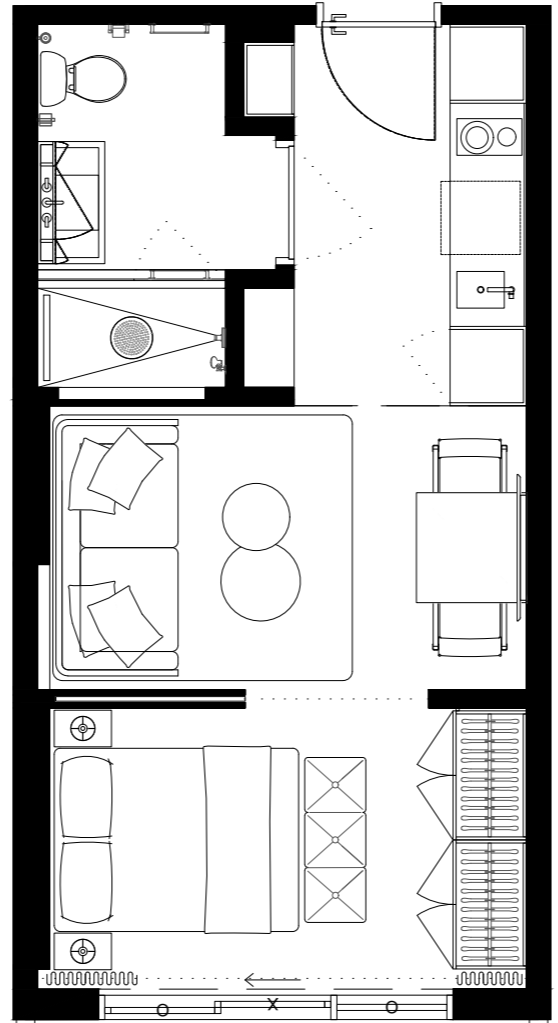
EDGEWATER MIAMI
VIDA[®]
 RESIDENCES

UNIT TYPE B.2

#334

STUDIO

INTERIOR	387sf/36M2
EXTERIOR	341sf/31,7M2
TOTAL	728sf/67,6M2



301	303	305	307	309	311	313	315	317	319	321	323	325	327	329	331	333	335	337	
302	304	306	308	310	312	318	320	322	324	326	328	330	332	334	336				



These drawings are conceptual only and are for the convenience of reference. They should not be relied upon as representations, express or implied, of the final detail of the residences. Units shown are examples of unit types and may not depict actual units. Stated square footages are ranges for a particular unit type and are measured to the exterior boundaries of the exterior walls and the centerline of interior demising walls and in fact vary from the area that would be determined by using the description and definition of the unit set forth in the declaration (which generally only includes the interior airspace between the perimeter walls and excludes interior structural components). Note that measurements of rooms set forth on this floorplan are generally taken at the greatest points of each given room (as if the room were a perfect rectangle), without regards for any cutouts. Accordingly, the area of the actual room will typically be smaller than the product obtained by multiplying the stated length times width. All dimensions are approximate and may vary with actual construction, and all floor plans and development plans are subject to change.

EDGEWATER MIAMI

VIDA®

RESIDENCES

UNIT TYPE B.1

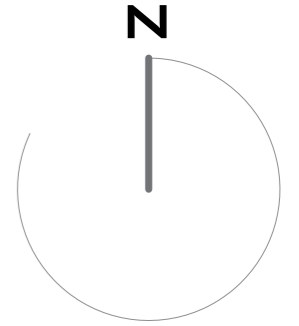
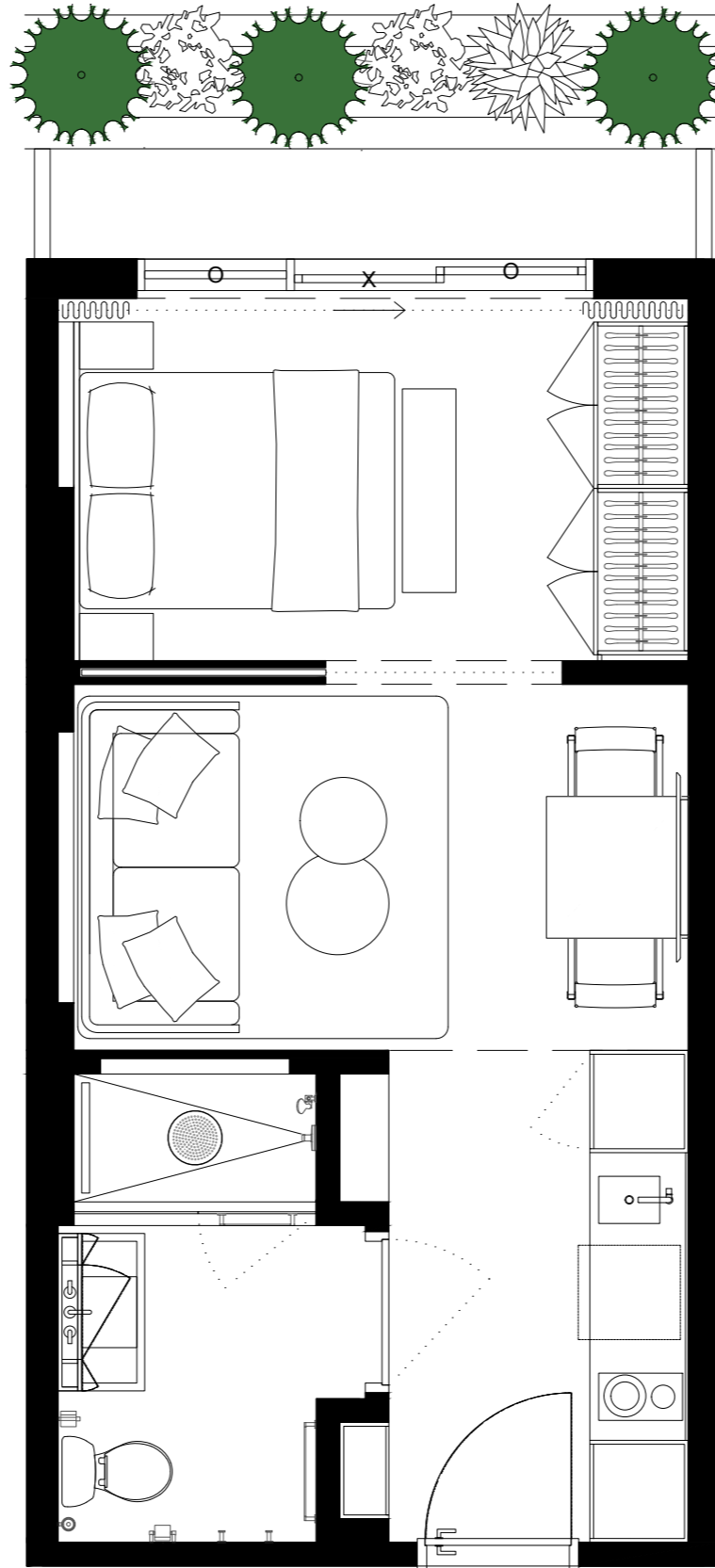
#335

STUDIO

INTERIOR 387sqft/36m²

EXTERIOR 32,5sf/3m²

TOTAL 419,5sf/39m²



301	303	305	307	309	311	313	315	317	319	321	323	325	327	329	331	333	335	337	
302	304	306	308	310	312	318	320	322	324	326	328	330	332	334	336				

These drawings are conceptual only and are for the convenience of reference. They should not be relied upon as representations, express or implied, of the final detail of the residences. Units shown are examples of unit types and may not depict actual units. Stated square footages are ranges for a particular unit type and are measured to the exterior boundaries of the exterior walls and the centerline of interior demising walls and in fact vary from the area that would be determined by using the description and definition of the unit set forth in the declaration (which generally only includes the interior airspace between the perimeter walls and excludes interior structural components). Note that measurements of rooms set forth on this floorplan are generally taken at the greatest points of each given room (as if the room were a perfect rectangle), without regards for any cutouts. Accordingly, the area of the actual room will typically be smaller than the product obtained by multiplying the stated length times width. All dimensions are approximate and may vary with actual construction, and all floor plans and development plans are subject to change.

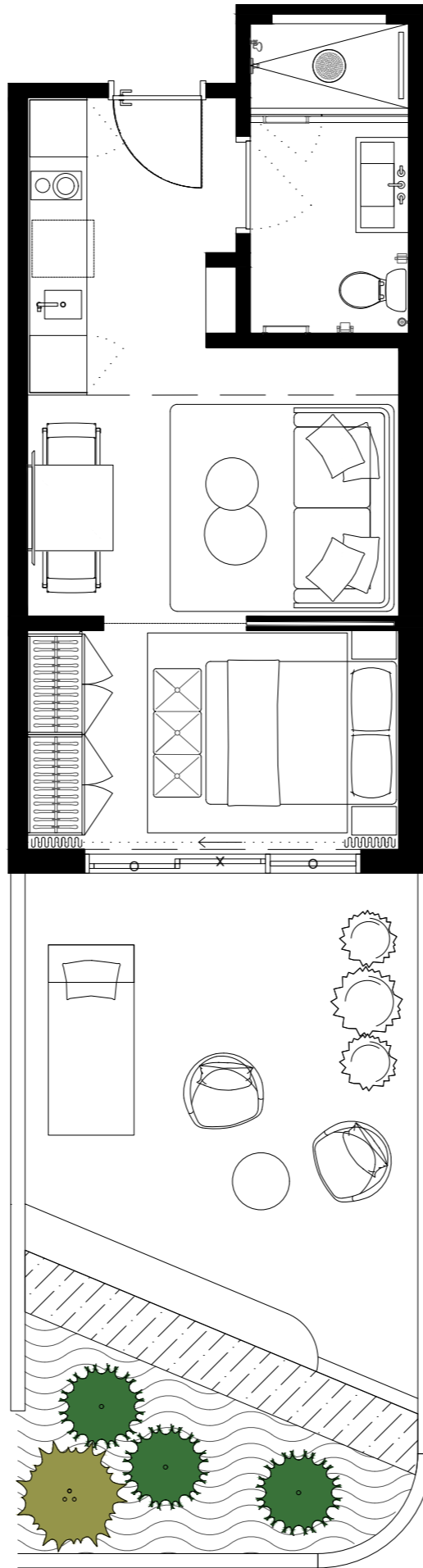
EDGEWATER MIAMI
VIDA[®]
 RESIDENCES

UNIT TYPE D.2

#336

STUDIO

INTERIOR 420sf/39M2
 EXTERIOR 350sf/32,5M2
 TOTAL 770sf/71,5M2



301	303	305	307	309	311	313	315	317	319	321	323	325	327	329	331	333	335	337	
302	304	306	308	310	312	318	320	322	324	326	328	330	332	334	336				



These drawings are conceptual only and are for the convenience of reference. They should not be relied upon as representations, express or implied, of the final detail of the residences. Units shown are examples of unit types and may not depict actual units. Stated square footages are ranges for a particular unit type and are measured to the exterior boundaries of the exterior walls and the centerline of interior demising walls and in fact vary from the area that would be determined by using the description and definition of the unit set forth in the declaration (which generally only includes the interior airspace between the perimeter walls and excludes interior structural components). Note that measurements of rooms set forth on this floorplan are generally taken at the greatest points of each given room (as if the room were a perfect rectangle), without regards for any cutouts. Accordingly, the area of the actual room will typically be smaller than the product obtained by multiplying the stated length times width. All dimensions are approximate and may vary with actual construction, and all floor plans and development plans are subject to change.

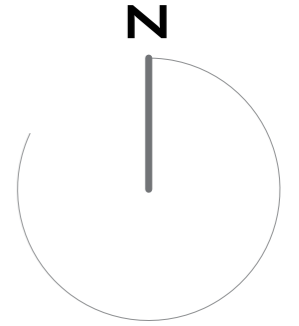
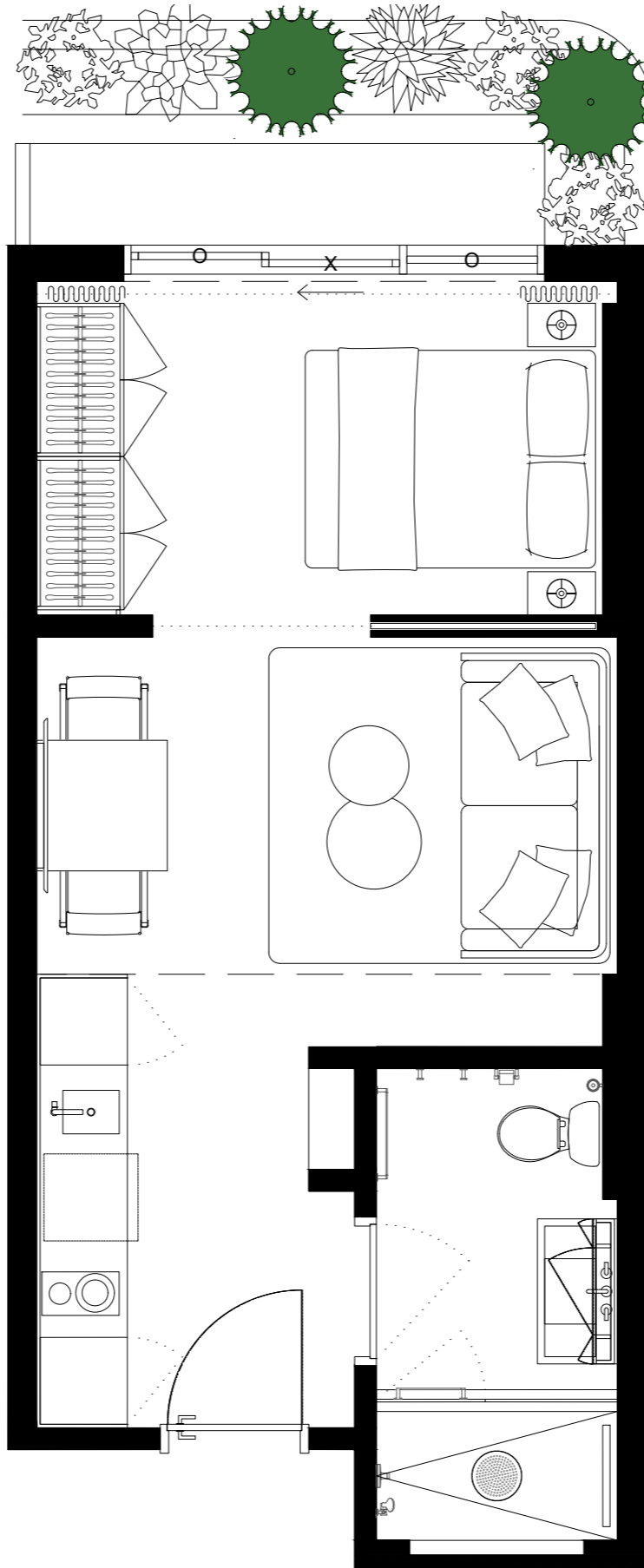
EDGEWATER MIAMI
VIDA[®]
 RESIDENCES

UNIT TYPE D.1

#337

STUDIO

INTERIOR 420sf/39M2
 EXTERIOR 28sf/2,6M2
 TOTAL 448sf/41,6M2

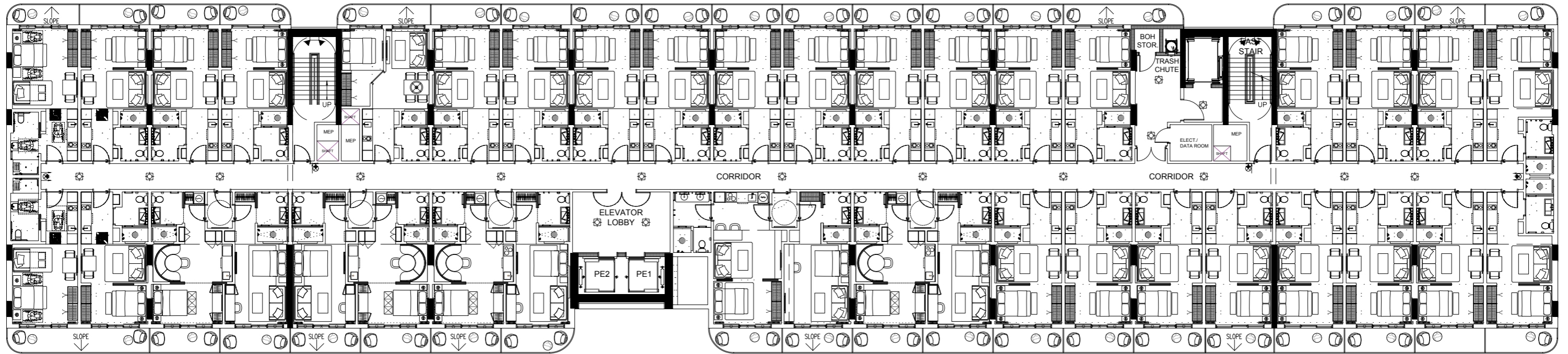


301	303	305	307	309	311	313	315	317	319	321	323	325	327	329	331	333	335	337	
302	304	306	308	310	312	318	320	322	324	326	328	330	332	334	336				



These drawings are conceptual only and are for the convenience of reference. They should not be relied upon as representations, express or implied, of the final detail of the residences. Units shown are examples of unit types and may not depict actual units. Stated square footages are ranges for a particular unit type and are measured to the exterior boundaries of the exterior walls and the centerline of interior demising walls and in fact vary from the area that would be determined by using the description and definition of the unit set forth in the declaration (which generally only includes the interior airspace between the perimeter walls and excludes interior structural components). Note that measurements of rooms set forth on this floorplan are generally taken at the greatest points of each given room (as if the room were a perfect rectangle), without regards for any cutouts. Accordingly, the area of the actual room will typically be smaller than the product obtained by multiplying the stated length times width. All dimensions are approximate and may vary with actual construction, and all floor plans and development plans are subject to change.

LEVEL 4



401	403	405	407	409	411	413	415	417	419	421	423	425	427	429	431	433	435	437	
402	404	406	408	410	412	418	420	422	424	426	428	430	432	434	436				



These drawings are conceptual only and are for the convenience of reference. They should not be relied upon as representations, express or implied, of the final detail of the residences. Units shown are examples of unit types and may not depict actual units. Stated square footages are ranges for a particular unit type and are measured to the exterior boundaries of the exterior walls and the centerline of interior demising walls and in fact vary from the area that would be determined by using the description and definition of the unit set forth in the declaration (which generally only includes the interior airspace between the perimeter walls and excludes interior structural components). Note that measurements of rooms set forth on this floorplan are generally taken at the greatest points of each given room (as if the room were a perfect rectangle), without regards for any cutouts. Accordingly, the area of the actual room will typically be smaller than the product obtained by multiplying the stated length times width. All dimensions are approximate and may vary with actual construction, and all floor plans and development plans are subject to change.

EDGEWATER MIAMI

VIDA[®]

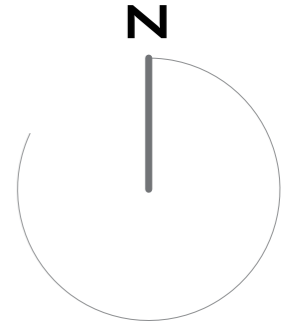
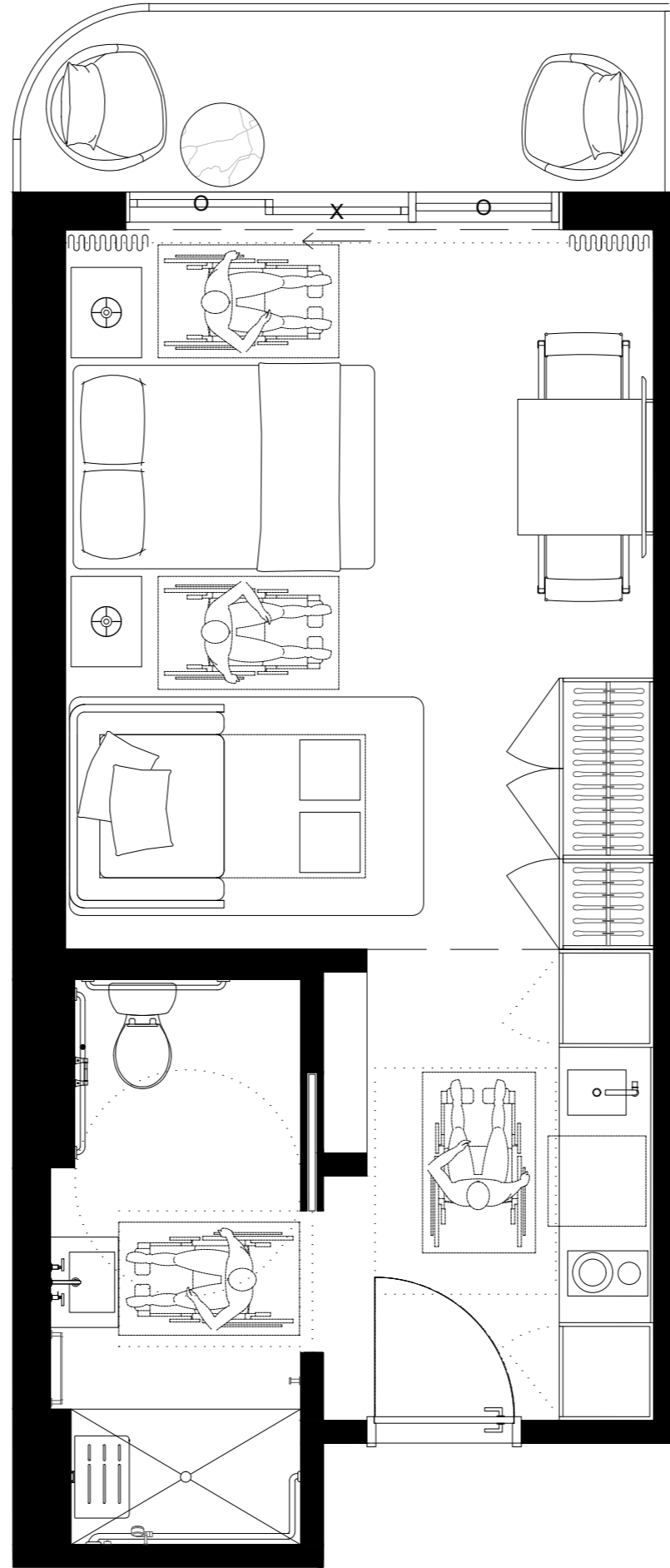
RESIDENCES

UNIT TYPE A.1

#401

STUDIO

INTERIOR 420sf/39M2
 EXTERIOR 58,5sf/2,6M2
 TOTAL 478,5sf/44,5M2



401	403	405	407	409	411	413	415	417	419	421	423	425	427	429	431	433	435	437	
402	404	406	408	410	412	418	420	422	424	426	428	430	432	434	436				

These drawings are conceptual only and are for the convenience of reference. They should not be relied upon as representations, express or implied, of the final detail of the residences. Units shown are examples of unit types and may not depict actual units. Stated square footages are ranges for a particular unit type and are measured to the exterior boundaries of the exterior walls and the centerline of interior demising walls and in fact vary from the area that would be determined by using the description and definition of the unit set forth in the declaration (which generally only includes the interior airspace between the perimeter walls and excludes interior structural components). Note that measurements of rooms set forth on this floorplan are generally taken at the greatest points of each given room (as if the room were a perfect rectangle), without regards for any cutouts. Accordingly, the area of the actual room will typically be smaller than the product obtained by multiplying the stated length times width. All dimensions are approximate and may vary with actual construction, and all floor plans and development plans are subject to change.

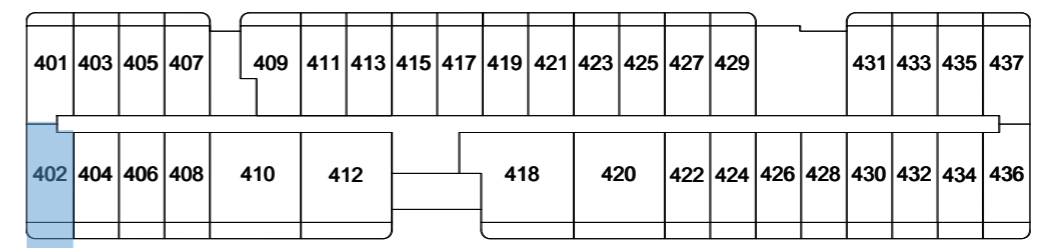
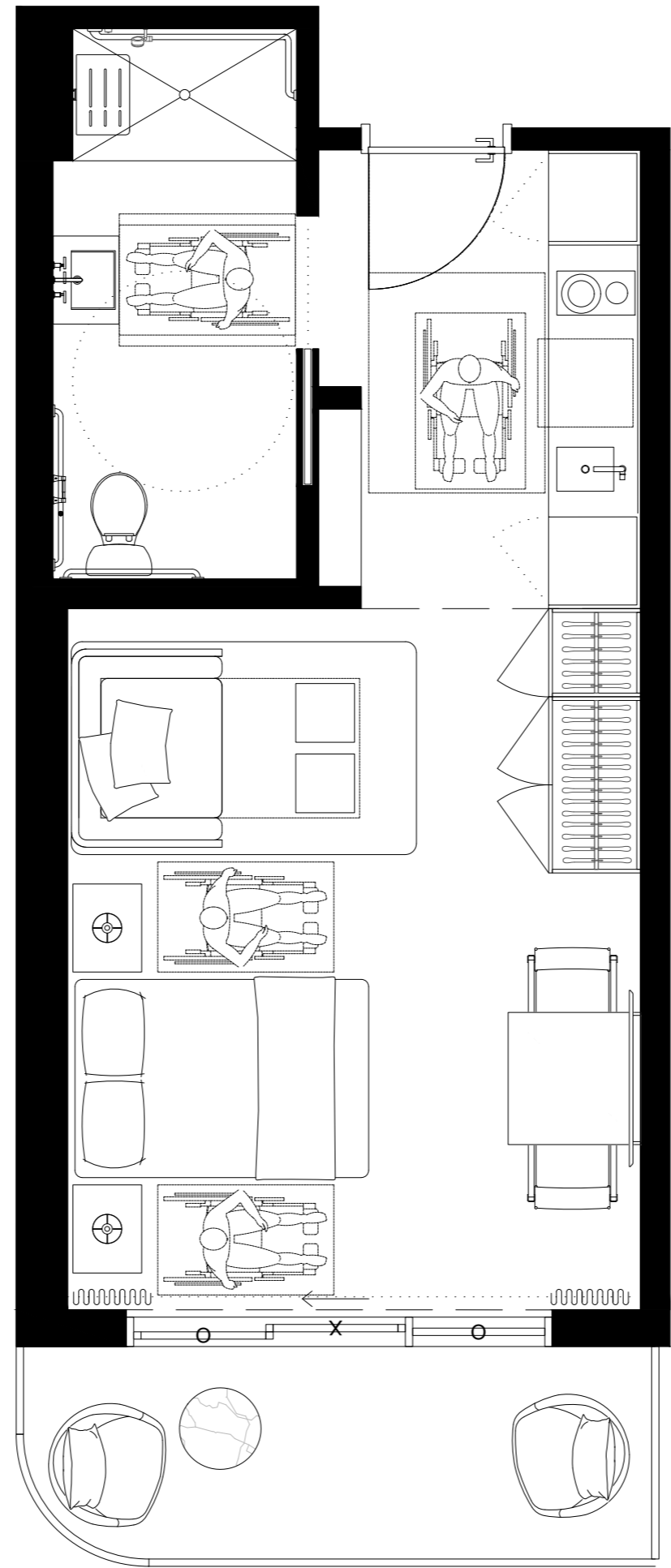
EDGEWATER MIAMI
VIDA[®]
 RESIDENCES

UNIT TYPE A.2

#402

STUDIO

INTERIOR	420sf/39M2
EXTERIOR	70,5sf/6,6M2
TOTAL	490,5sf/45,6M2



These drawings are conceptual only and are for the convenience of reference. They should not be relied upon as representations, express or implied, of the final detail of the residences. Units shown are examples of unit types and may not depict actual units. Stated square footages are ranges for a particular unit type and are measured to the exterior boundaries of the exterior walls and the centerline of interior demising walls and in fact vary from the area that would be determined by using the description and definition of the unit set forth in the declaration (which generally only includes the interior airspace between the perimeter walls and excludes interior structural components). Note that measurements of rooms set forth on this floorplan are generally taken at the greatest points of each given room (as if the room were a perfect rectangle), without regards for any cutouts. Accordingly, the area of the actual room will typically be smaller than the product obtained by multiplying the stated length times width. All dimensions are approximate and may vary with actual construction, and all floor plans and development plans are subject to change.

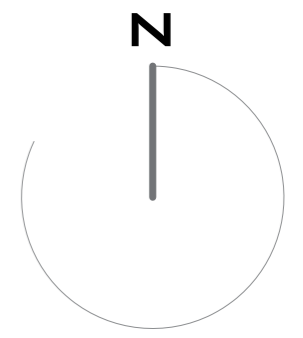
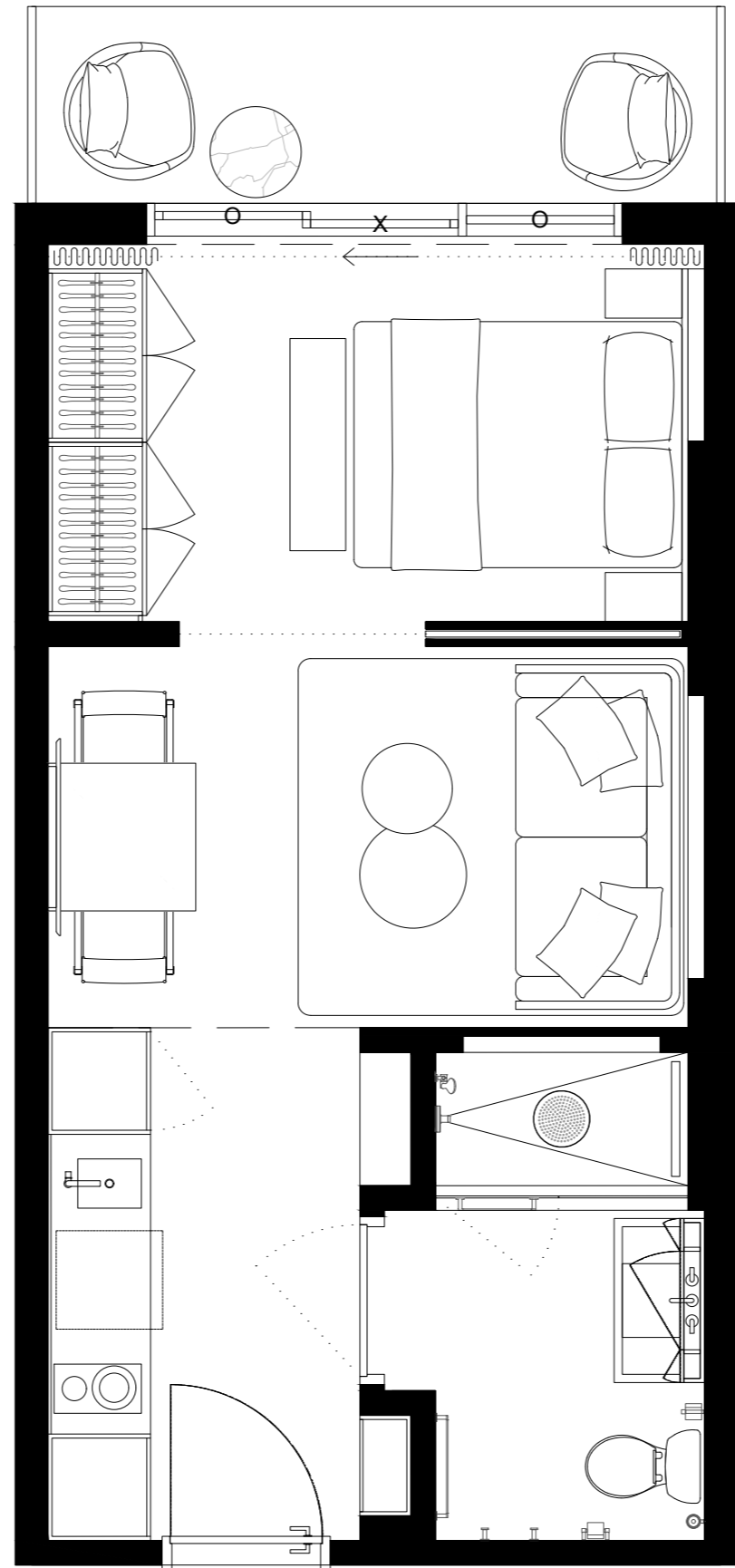
EDGEWATER MIAMI
VIDA[®]
 RESIDENCES

UNIT TYPE B.2

#403

STUDIO

INTERIOR	387sf/36M2
EXTERIOR	58sf/5,3M2
TOTAL	445sf/41,3M2



401	403	405	407	409	411	413	415	417	419	421	423	425	427	429	431	433	435	437	
402	404	406	408	410	412	418	420	422	424	426	428	430	432	434	436				

These drawings are conceptual only and are for the convenience of reference. They should not be relied upon as representations, express or implied, of the final detail of the residences. Units shown are examples of unit types and may not depict actual units. Stated square footages are ranges for a particular unit type and are measured to the exterior boundaries of the exterior walls and the centerline of interior demising walls and in fact vary from the area that would be determined by using the description and definition of the unit set forth in the declaration (which generally only includes the interior airspace between the perimeter walls and excludes interior structural components). Note that measurements of rooms set forth on this floorplan are generally taken at the greatest points of each given room (as if the room were a perfect rectangle), without regards for any cutouts. Accordingly, the area of the actual room will typically be smaller than the product obtained by multiplying the stated length times width. All dimensions are approximate and may vary with actual construction, and all floor plans and development plans are subject to change.

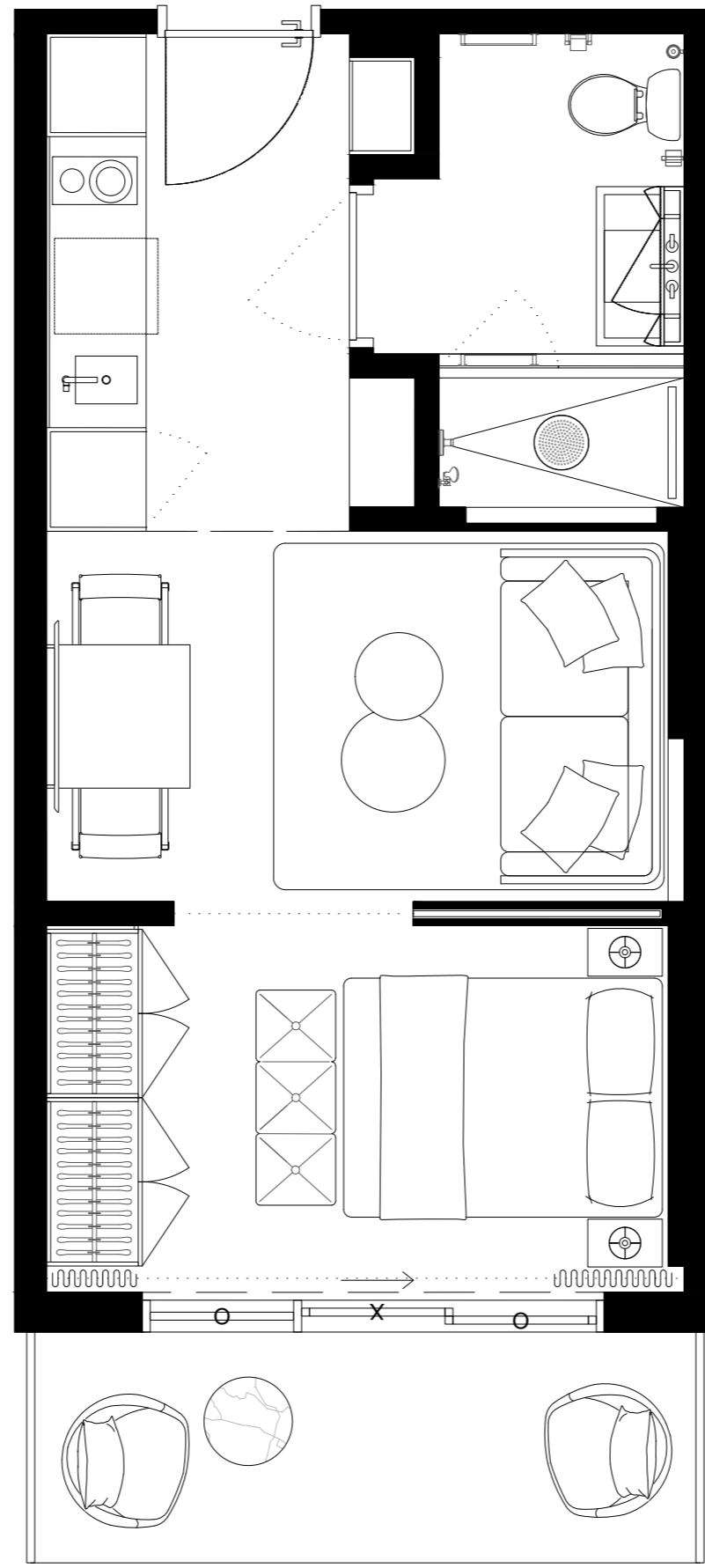
EDGEWATER MIAMI
VIDA[®]
 RESIDENCES

UNIT TYPE B.2

#404

STUDIO

INTERIOR	387sf/36M2
EXTERIOR	70sf/6,5M2
TOTAL	457sf/42,5M2



401	403	405	407	409	411	413	415	417	419	421	423	425	427	429	431	433	435	437	
402	404	406	408	410	412	418	420	422	424	426	428	430	432	434	436				



These drawings are conceptual only and are for the convenience of reference. They should not be relied upon as representations, express or implied, of the final detail of the residences. Units shown are examples of unit types and may not depict actual units. Stated square footages are ranges for a particular unit type and are measured to the exterior boundaries of the exterior walls and the centerline of interior demising walls and in fact vary from the area that would be determined by using the description and definition of the unit set forth in the declaration (which generally only includes the interior airspace between the perimeter walls and excludes interior structural components). Note that measurements of rooms set forth on this floorplan are generally taken at the greatest points of each given room (as if the room were a perfect rectangle), without regards for any cutouts. Accordingly, the area of the actual room will typically be smaller than the product obtained by multiplying the stated length times width. All dimensions are approximate and may vary with actual construction, and all floor plans and development plans are subject to change.

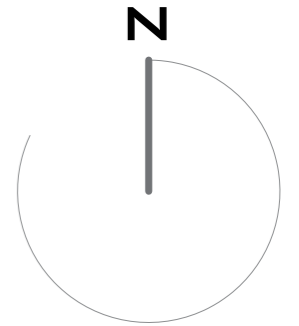
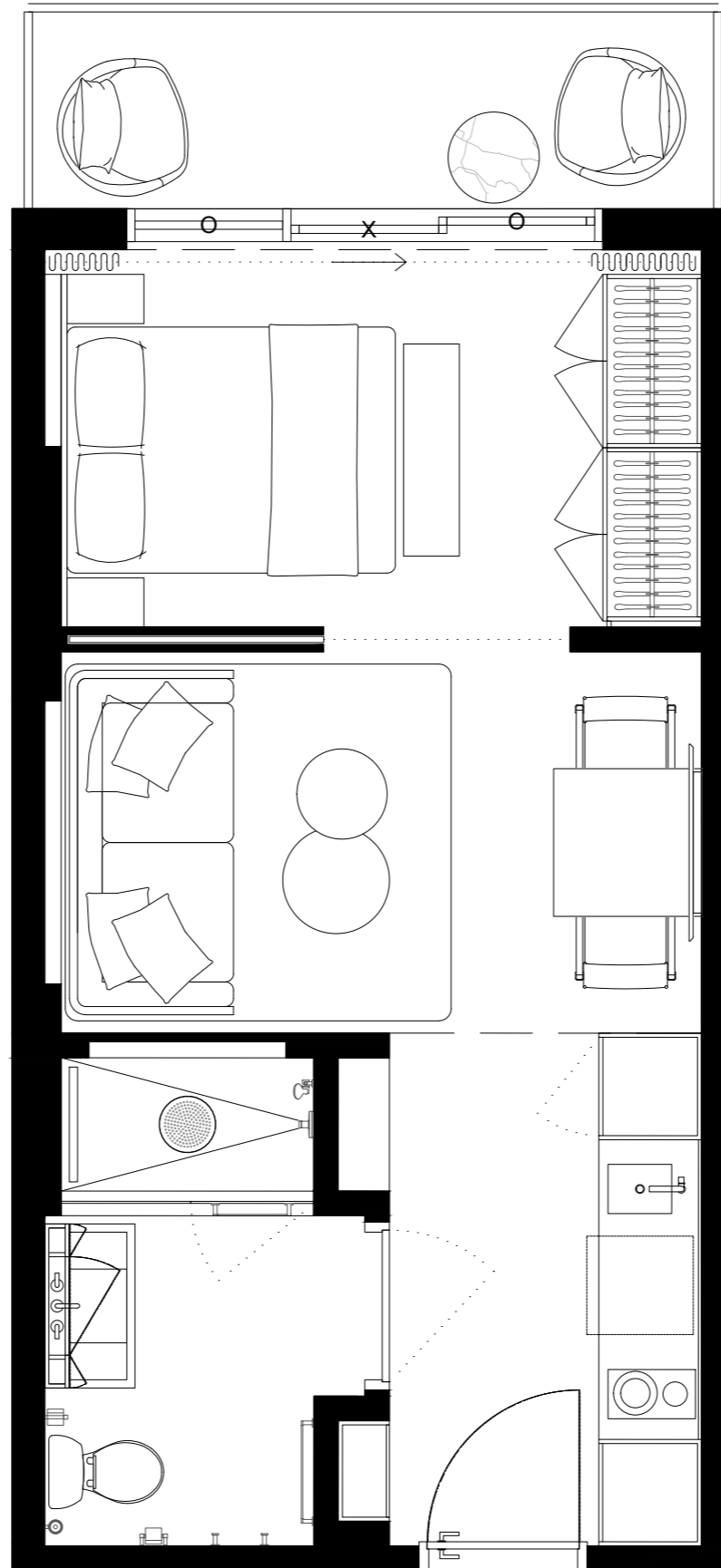
EDGEWATER MIAMI
VIDA[®]
 RESIDENCES

UNIT TYPE B.1

#405

STUDIO

INTERIOR 387sqft/36M2
 EXTERIOR 58sf/5,3M2
 TOTAL 445sf/41,3M2



401	403	405	407	409	411	413	415	417	419	421	423	425	427	429	431	433	435	437	
402	404	406	408	410	412	418	420	422	424	426	428	430	432	434	436				

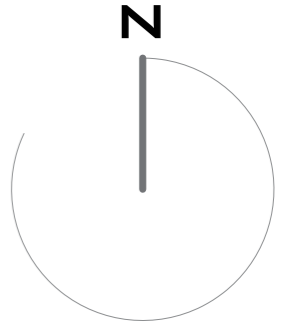
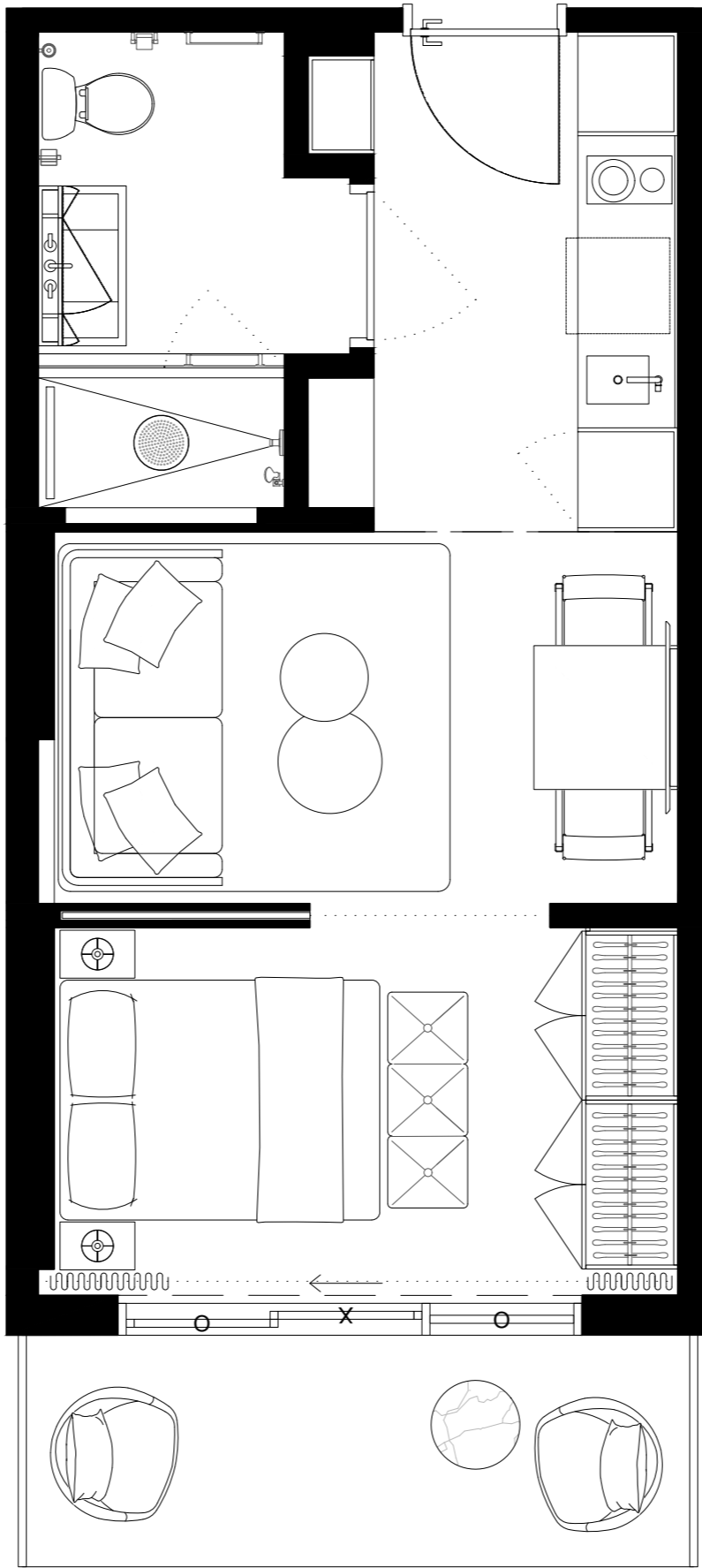
These drawings are conceptual only and are for the convenience of reference. They should not be relied upon as representations, express or implied, of the final detail of the residences. Units shown are examples of unit types and may not depict actual units. Stated square footages are ranges for a particular unit type and are measured to the exterior boundaries of the exterior walls and the centerline of interior demising walls and in fact vary from the area that would be determined by using the description and definition of the unit set forth in the declaration (which generally only includes the interior airspace between the perimeter walls and excludes interior structural components). Note that measurements of rooms set forth on this floorplan are generally taken at the greatest points of each given room (as if the room were a perfect rectangle), without regards for any cutouts. Accordingly, the area of the actual room will typically be smaller than the product obtained by multiplying the stated length times width. All dimensions are approximate and may vary with actual construction, and all floor plans and development plans are subject to change.

UNIT TYPE B.2

#406

STUDIO

INTERIOR 387sf/36M2
 EXTERIOR 70sf/6,5M2
 TOTAL 457sf/42,5M2



401	403	405	407	409	411	413	415	417	419	421	423	425	427	429	431	433	435	437	
402	404	406	408	410	412	418	420	422	424	426	428	430	432	434	436				

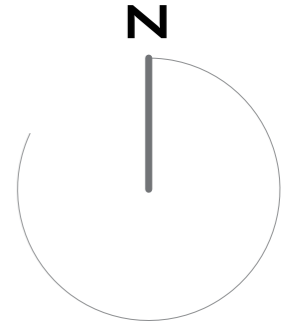
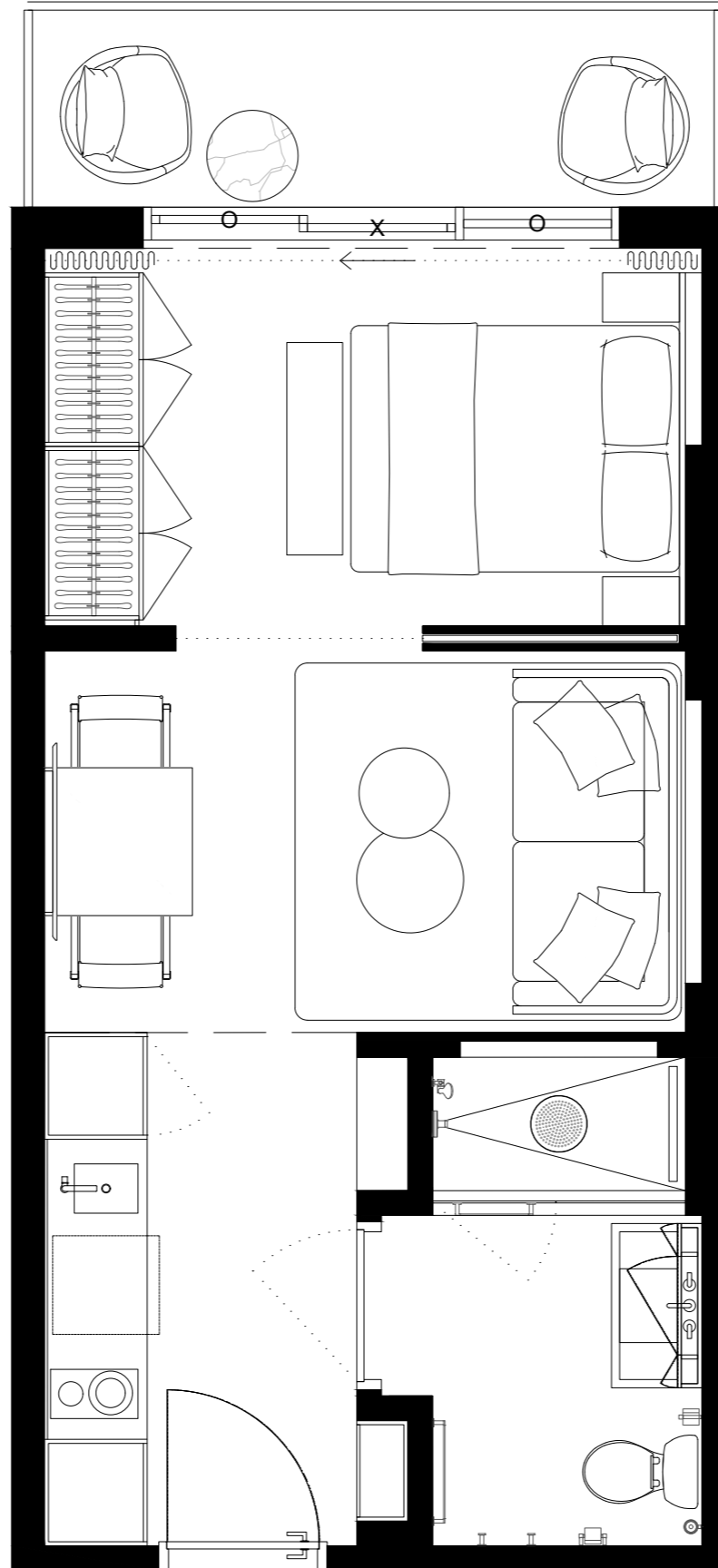
These drawings are conceptual only and are for the convenience of reference. They should not be relied upon as representations, express or implied, of the final detail of the residences. Units shown are examples of unit types and may not depict actual units. Stated square footages are ranges for a particular unit type and are measured to the exterior boundaries of the exterior walls and the centerline of interior demising walls and in fact vary from the area that would be determined by using the description and definition of the unit set forth in the declaration (which generally only includes the interior airspace between the perimeter walls and excludes interior structural components). Note that measurements of rooms set forth on this floorplan are generally taken at the greatest points of each given room (as if the room were a perfect rectangle), without regards for any cutouts. Accordingly, the area of the actual room will typically be smaller than the product obtained by multiplying the stated length times width. All dimensions are approximate and may vary with actual construction, and all floor plans and development plans are subject to change.

EDGEWATER MIAMI
VIDA[®]
 RESIDENCES

UNIT TYPE B.1
 #407

STUDIO

INTERIOR 387sqft/36M2
 EXTERIOR 58sf/5,3M2
 TOTAL 445sf/41,3M2



401	403	405	407	409	411	413	415	417	419	421	423	425	427	429	431	433	435	437	
402	404	406	408	410	412	418	420	422	424	426	428	430	432	434	436				

These drawings are conceptual only and are for the convenience of reference. They should not be relied upon as representations, express or implied, of the final detail of the residences. Units shown are examples of unit types and may not depict actual units. Stated square footages are ranges for a particular unit type and are measured to the exterior boundaries of the exterior walls and the centerline of interior demising walls and in fact vary from the area that would be determined by using the description and definition of the unit set forth in the declaration (which generally only includes the interior airspace between the perimeter walls and excludes interior structural components). Note that measurements of rooms set forth on this floorplan are generally taken at the greatest points of each given room (as if the room were a perfect rectangle), without regards for any cutouts. Accordingly, the area of the actual room will typically be smaller than the product obtained by multiplying the stated length times width. All dimensions are approximate and may vary with actual construction, and all floor plans and development plans are subject to change.

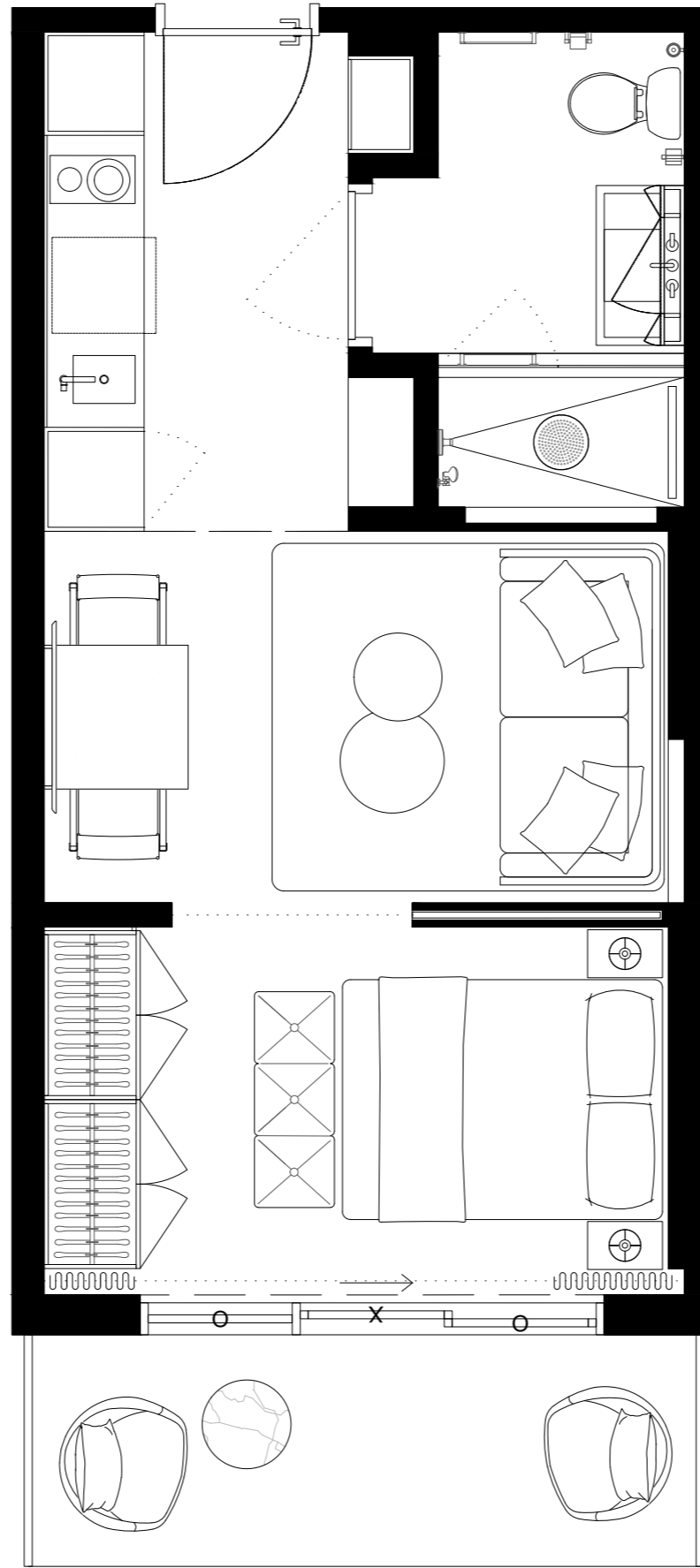
EDGEWATER MIAMI
VIDA[®]
 RESIDENCES

UNIT TYPE B.2

#408

STUDIO

INTERIOR	387sf/36M2
EXTERIOR	70sf/6,5M2
TOTAL	457sf/42,5M2



401	403	405	407	409	411	413	415	417	419	421	423	425	427	429	431	433	435	437	
402	404	406	408	410	412	418	420	422	424	426	428	430	432	434	436				



These drawings are conceptual only and are for the convenience of reference. They should not be relied upon as representations, express or implied, of the final detail of the residences. Units shown are examples of unit types and may not depict actual units. Stated square footages are ranges for a particular unit type and are measured to the exterior boundaries of the exterior walls and the centerline of interior demising walls and in fact vary from the area that would be determined by using the description and definition of the unit set forth in the declaration (which generally only includes the interior airspace between the perimeter walls and excludes interior structural components). Note that measurements of rooms set forth on this floorplan are generally taken at the greatest points of each given room (as if the room were a perfect rectangle), without regards for any cutouts. Accordingly, the area of the actual room will typically be smaller than the product obtained by multiplying the stated length times width. All dimensions are approximate and may vary with actual construction, and all floor plans and development plans are subject to change.

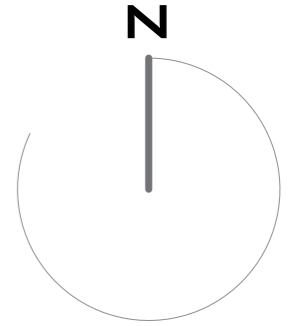
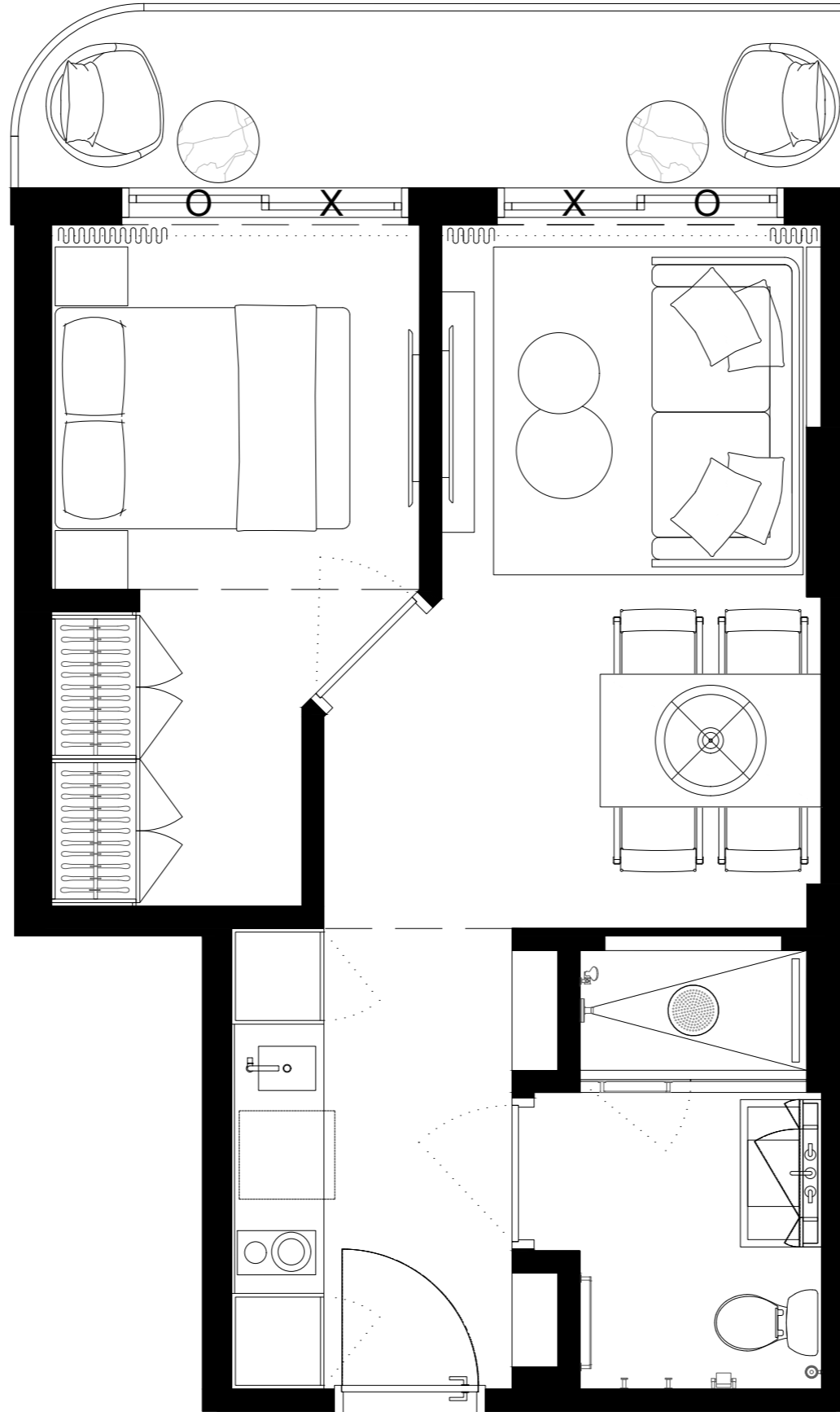
EDGEWATER MIAMI
VIDA[®]
 RESIDENCES

UNIT TYPE C

#409

1 BED + 1 BATH

INTERIOR 459SF/42,6M2
 EXTERIOR 77SF/7M2
 TOTAL 536SF/49,6M2



401	403	405	407	409	411	413	415	417	419	421	423	425	427	429	431	433	435	437
402	404	406	408	410	412				418	420	422	424	426	428	430	432	434	436

These drawings are conceptual only and are for the convenience of reference. They should not be relied upon as representations, express or implied, of the final detail of the residences. Units shown are examples of unit types and may not depict actual units. Stated square footages are ranges for a particular unit type and are measured to the exterior boundaries of the exterior walls and the centerline of interior demising walls and in fact vary from the area that would be determined by using the description and definition of the unit set forth in the declaration (which generally only includes the interior airspace between the perimeter walls and excludes interior structural components). Note that measurements of rooms set forth on this floorplan are generally taken at the greatest points of each given room (as if the room were a perfect rectangle), without regards for any cutouts. Accordingly, the area of the actual room will typically be smaller than the product obtained by multiplying the stated length times width. All dimensions are approximate and may vary with actual construction, and all floor plans and development plans are subject to change.

EDGEWATER MIAMI

VIDA®

RESIDENCES

UNIT TYPE E.1

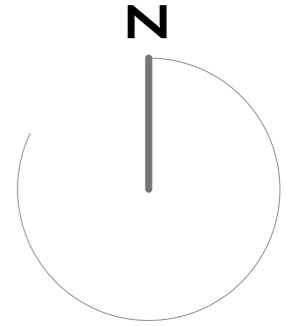
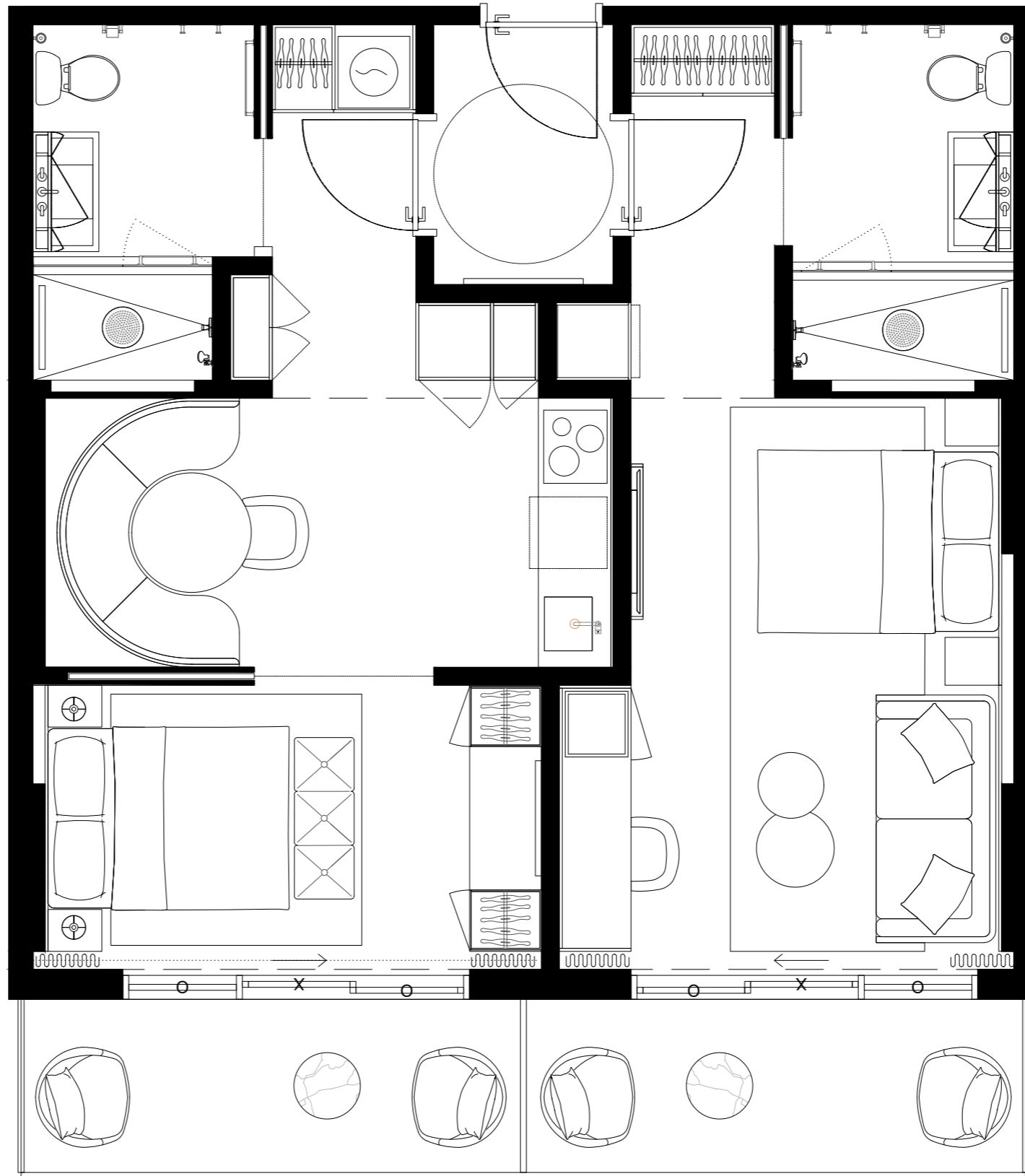
#410

2 BED + 2 BATH

INTERIOR 774sf/71,9M2

EXTERIOR 140sf/13M2

TOTAL 914sf/84,9M2



401	403	405	407	409	411	413	415	417	419	421	423	425	427	429	431	433	435	437	
402	404	406	408	410	412	418	420	422	424	426	428	430	432	434	436				

These drawings are conceptual only and are for the convenience of reference. They should not be relied upon as representations, express or implied, of the final detail of the residences. Units shown are examples of unit types and may not depict actual units. Stated square footages are ranges for a particular unit type and are measured to the exterior boundaries of the exterior walls and the centerline of interior demising walls and in fact vary from the area that would be determined by using the description and definition of the unit set forth in the declaration (which generally only includes the interior airspace between the perimeter walls and excludes interior structural components). Note that measurements of rooms set forth on this floorplan are generally taken at the greatest points of each given room (as if the room were a perfect rectangle), without regards for any cutouts. Accordingly, the area of the actual room will typically be smaller than the product obtained by multiplying the stated length times width. All dimensions are approximate and may vary with actual construction, and all floor plans and development plans are subject to change.

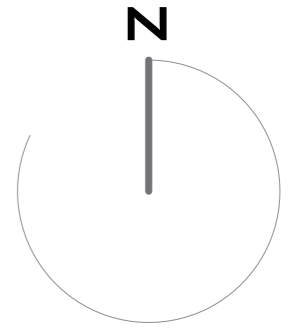
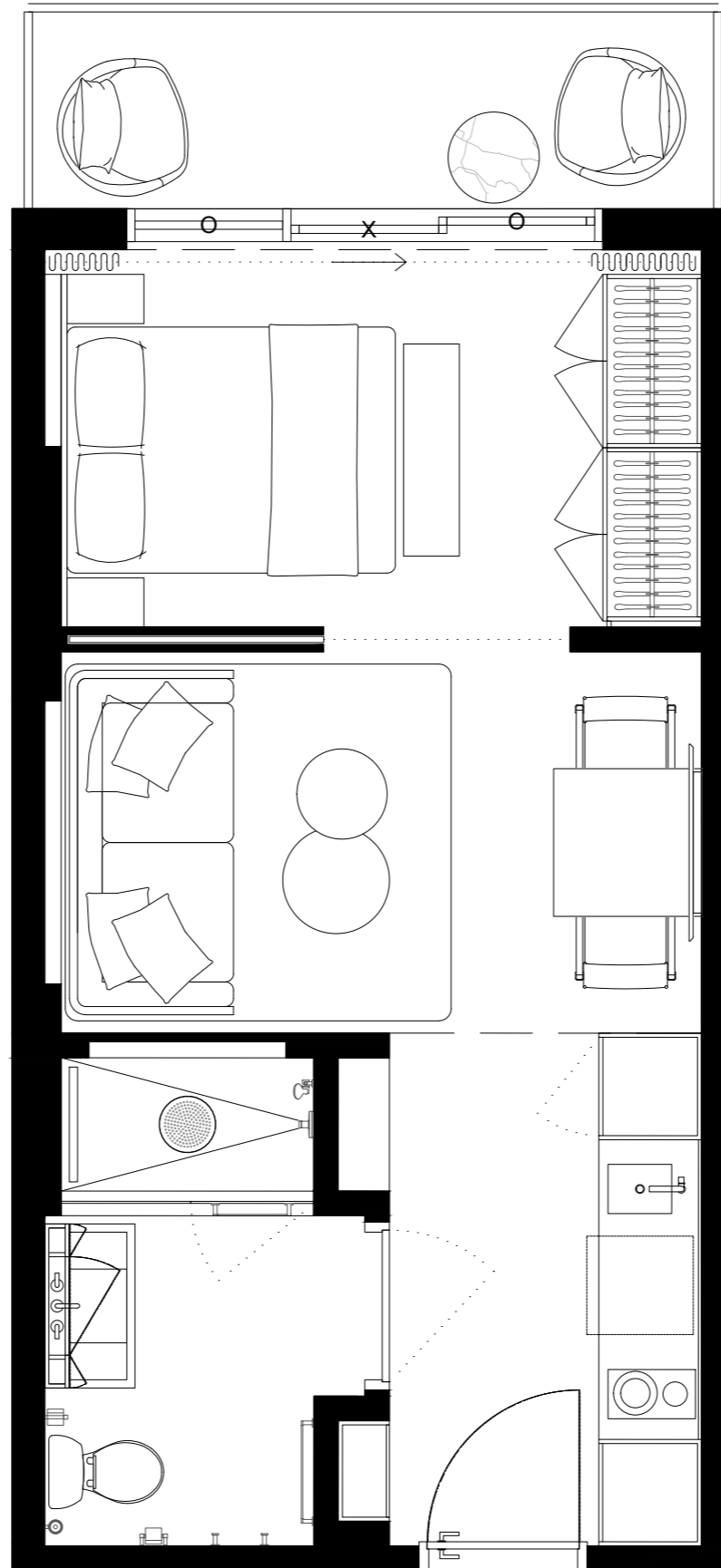
EDGEWATER MIAMI
VIDA[®]
 RESIDENCES

UNIT TYPE B.1

#411

STUDIO

INTERIOR 387sf/36M2
 EXTERIOR 58sf/5,3M2
 TOTAL 445sf/41,3M2



401	403	405	407	409	411	413	415	417	419	421	423	425	427	429	431	433	435	437	
402	404	406	408	410	412				418	420	422	424	426	428	430	432	434	436	



These drawings are conceptual only and are for the convenience of reference. They should not be relied upon as representations, express or implied, of the final detail of the residences. Units shown are examples of unit types and may not depict actual units. Stated square footages are ranges for a particular unit type and are measured to the exterior boundaries of the exterior walls and the centerline of interior demising walls and in fact vary from the area that would be determined by using the description and definition of the unit set forth in the declaration (which generally only includes the interior airspace between the perimeter walls and excludes interior structural components). Note that measurements of rooms set forth on this floorplan are generally taken at the greatest points of each given room (as if the room were a perfect rectangle), without regards for any cutouts. Accordingly, the area of the actual room will typically be smaller than the product obtained by multiplying the stated length times width. All dimensions are approximate and may vary with actual construction, and all floor plans and development plans are subject to change.

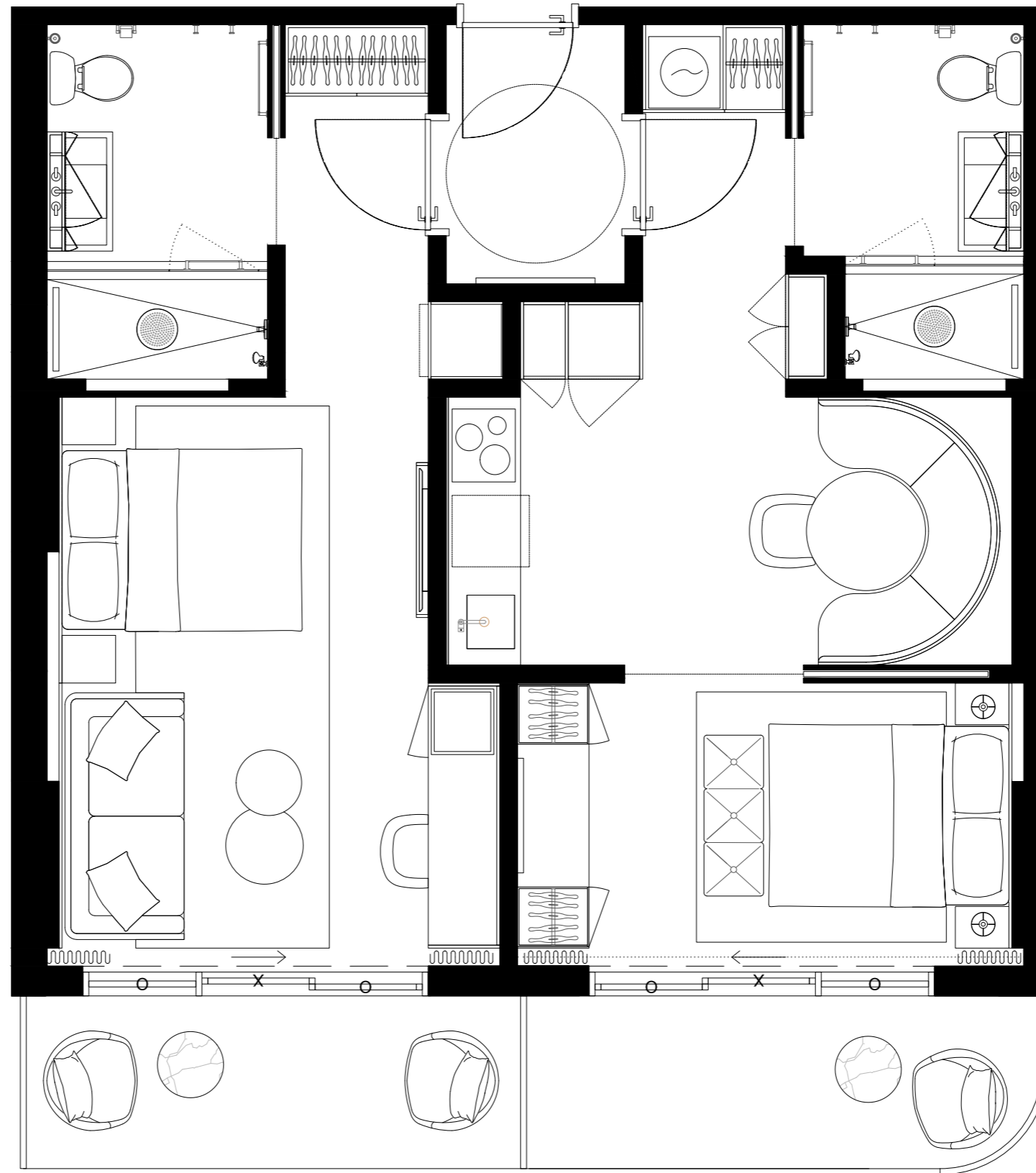
EDGEWATER MIAMI
VIDA[®]
 RESIDENCES

UNIT TYPE E.2

#412

2 BED + 2 BATH

INTERIOR 774sf/71,9M2
 EXTERIOR 141sf/13M2
 TOTAL 915sf/85M2



401	403	405	407	409	411	413	415	417	419	421	423	425	427	429	431	433	435	437	
402	404	406	408	410	412	418	420	422	424	426	428	430	432	434	436				



These drawings are conceptual only and are for the convenience of reference. They should not be relied upon as representations, express or implied, of the final detail of the residences. Units shown are examples of unit types and may not depict actual units. Stated square footages are ranges for a particular unit type and are measured to the exterior boundaries of the exterior walls and the centerline of interior demising walls and in fact vary from the area that would be determined by using the description and definition of the unit set forth in the declaration (which generally only includes the interior airspace between the perimeter walls and excludes interior structural components). Note that measurements of rooms set forth on this floorplan are generally taken at the greatest points of each given room (as if the room were a perfect rectangle), without regards for any cutouts. Accordingly, the area of the actual room will typically be smaller than the product obtained by multiplying the stated length times width. All dimensions are approximate and may vary with actual construction, and all floor plans and development plans are subject to change.

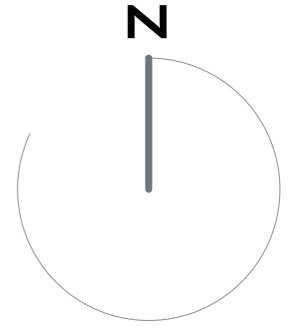
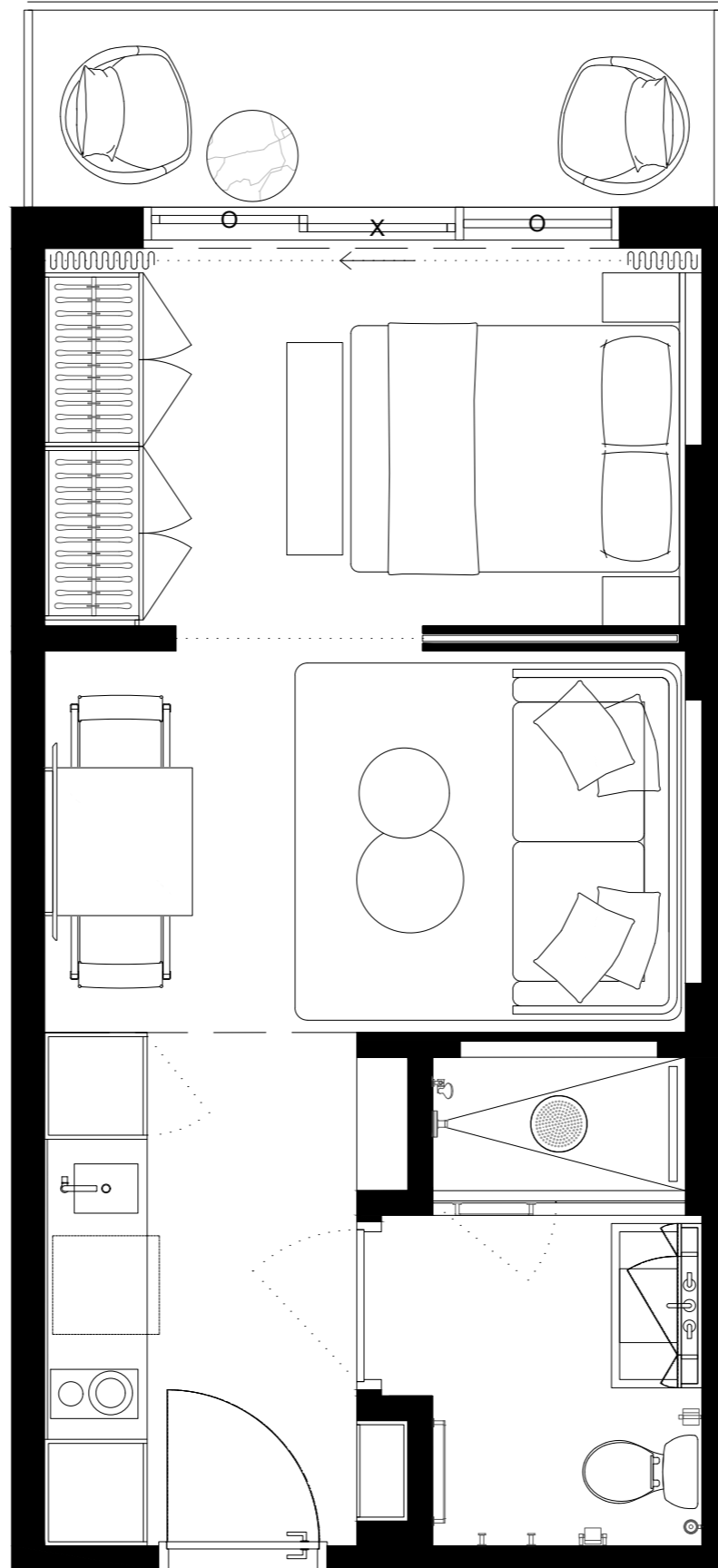
EDGEWATER MIAMI
VIDA[®]
 RESIDENCES

UNIT TYPE B.1

#413

STUDIO

INTERIOR 387sf/36M2
 EXTERIOR 58sf/5,3M2
 TOTAL 445sf/41,3M2



401	403	405	407	409	411	413	415	417	419	421	423	425	427	429	431	433	435	437	
402	404	406	408	410	412			418	420	422	424	426	428	430	432	434	436		

These drawings are conceptual only and are for the convenience of reference. They should not be relied upon as representations, express or implied, of the final detail of the residences. Units shown are examples of unit types and may not depict actual units. Stated square footages are ranges for a particular unit type and are measured to the exterior boundaries of the exterior walls and the centerline of interior demising walls and in fact vary from the area that would be determined by using the description and definition of the unit set forth in the declaration (which generally only includes the interior airspace between the perimeter walls and excludes interior structural components). Note that measurements of rooms set forth on this floorplan are generally taken at the greatest points of each given room (as if the room were a perfect rectangle), without regards for any cutouts. Accordingly, the area of the actual room will typically be smaller than the product obtained by multiplying the stated length times width. All dimensions are approximate and may vary with actual construction, and all floor plans and development plans are subject to change.

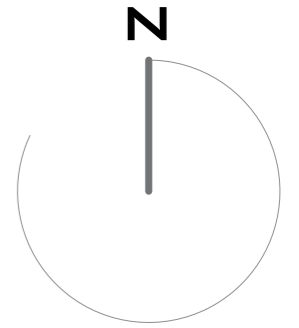
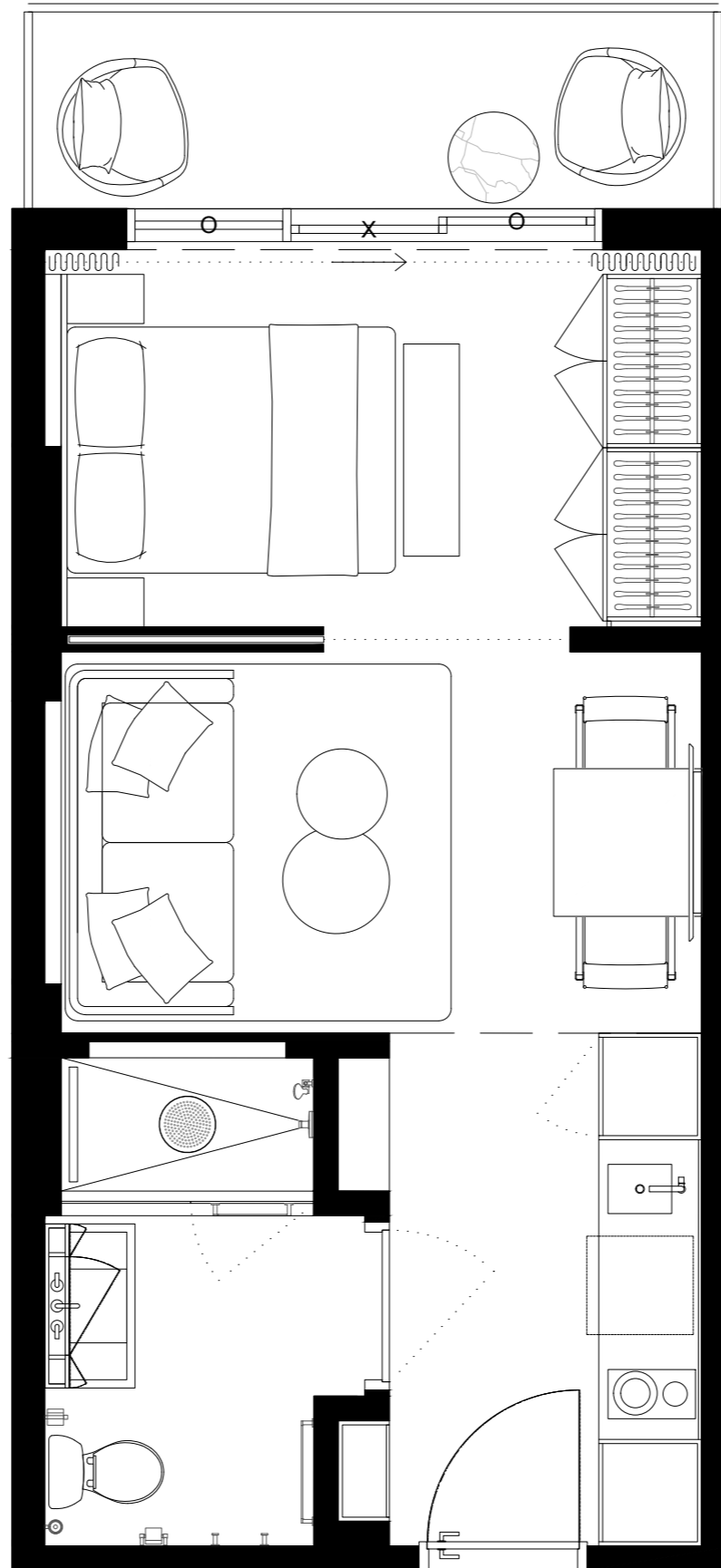
EDGEWATER MIAMI
VIDA[®]
 RESIDENCES

UNIT TYPE B.1

#415

STUDIO

INTERIOR 387sqft/36M2
 EXTERIOR 58sf/5,3M2
 TOTAL 445sf/41,3M2



401	403	405	407	409	411	413	415	417	419	421	423	425	427	429	431	433	435	437	
402	404	406	408	410	412	418	420	422	424	426	428	430	432	434	436				



These drawings are conceptual only and are for the convenience of reference. They should not be relied upon as representations, express or implied, of the final detail of the residences. Units shown are examples of unit types and may not depict actual units. Stated square footages are ranges for a particular unit type and are measured to the exterior boundaries of the exterior walls and the centerline of interior demising walls and in fact vary from the area that would be determined by using the description and definition of the unit set forth in the declaration (which generally only includes the interior airspace between the perimeter walls and excludes interior structural components). Note that measurements of rooms set forth on this floorplan are generally taken at the greatest points of each given room (as if the room were a perfect rectangle), without regards for any cutouts. Accordingly, the area of the actual room will typically be smaller than the product obtained by multiplying the stated length times width. All dimensions are approximate and may vary with actual construction, and all floor plans and development plans are subject to change.

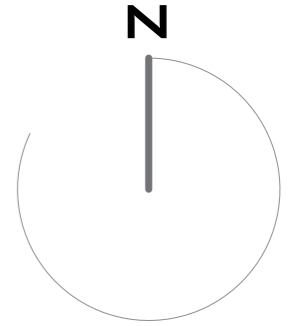
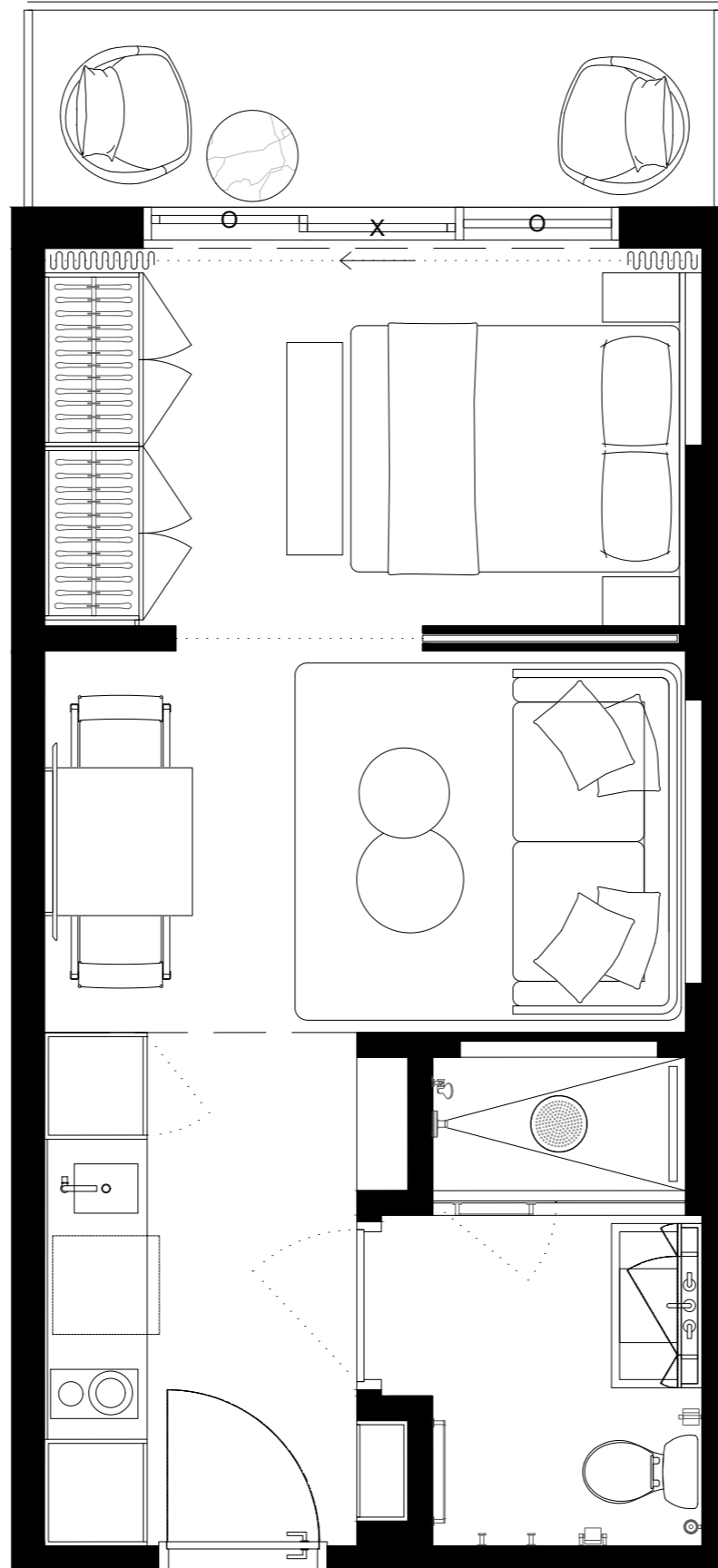
EDGEWATER MIAMI
VIDA[®]
 RESIDENCES

UNIT TYPE B.1

#417

STUDIO

INTERIOR 387sf/36M2
 EXTERIOR 58sf/5,3M2
 TOTAL 445sf/41,3M2



401	403	405	407	409	411	413	415	417	419	421	423	425	427	429	431	433	435	437	
402	404	406	408	410	412	418	420	422	424	426	428	430	432	434	436				



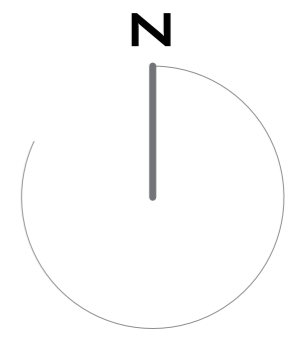
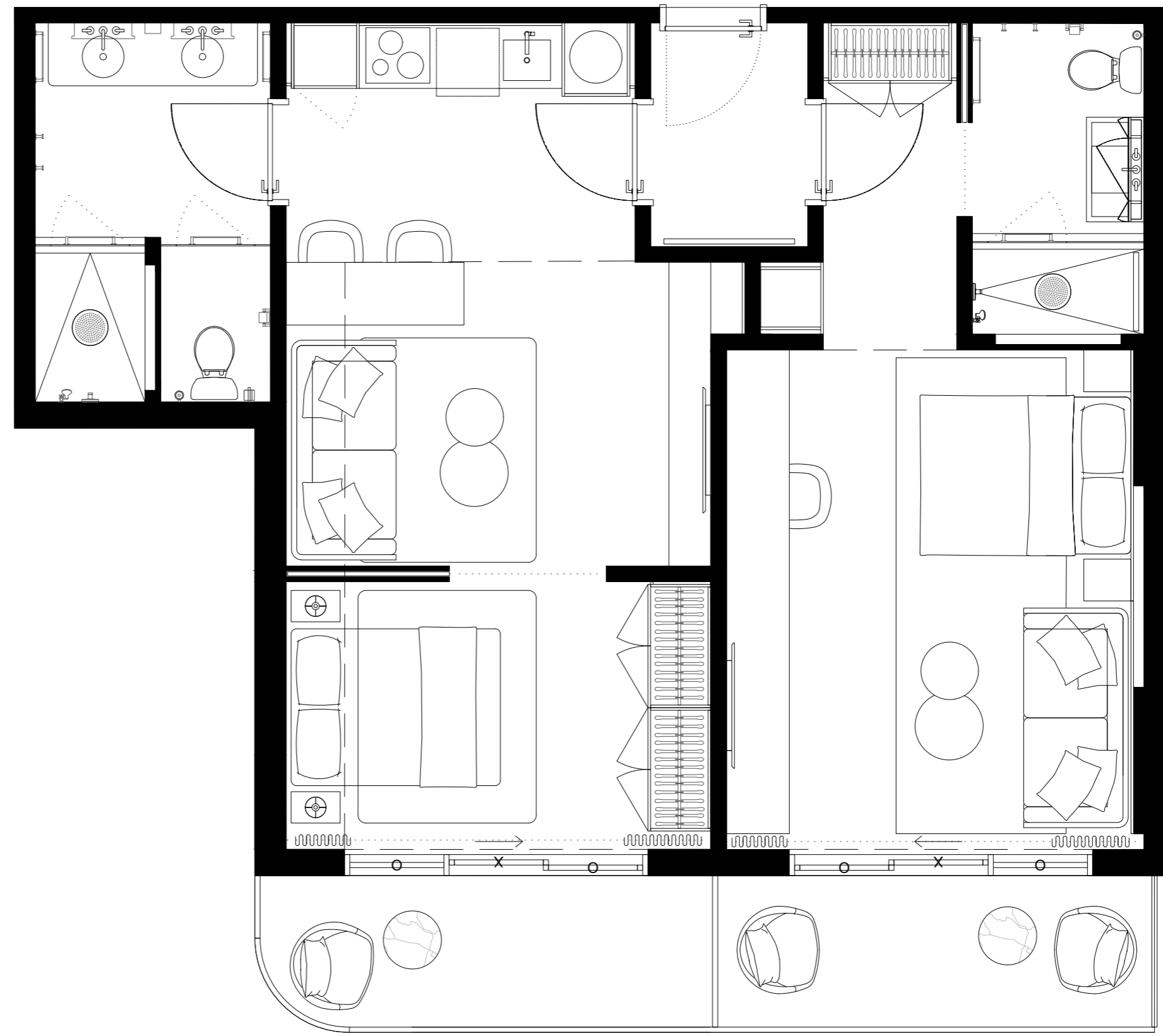
These drawings are conceptual only and are for the convenience of reference. They should not be relied upon as representations, express or implied, of the final detail of the residences. Units shown are examples of unit types and may not depict actual units. Stated square footages are ranges for a particular unit type and are measured to the exterior boundaries of the exterior walls and the centerline of interior demising walls and in fact vary from the area that would be determined by using the description and definition of the unit set forth in the declaration (which generally only includes the interior airspace between the perimeter walls and excludes interior structural components). Note that measurements of rooms set forth on this floorplan are generally taken at the greatest points of each given room (as if the room were a perfect rectangle), without regards for any cutouts. Accordingly, the area of the actual room will typically be smaller than the product obtained by multiplying the stated length times width. All dimensions are approximate and may vary with actual construction, and all floor plans and development plans are subject to change.

EDGEWATER MIAMI
VIDA[®]
 RESIDENCES

UNIT TYPE F
 #418

2 BED + 2 BATH

INTERIOR 888sf/82,5M2
 EXTERIOR 141sf/13M2
 TOTAL 1029sf/95,5M2



401	403	405	407	409	411	413	415	417	419	421	423	425	427	429	431	433	435	437	
402	404	406	408	410	412	418	420	422	424	426	428	430	432	434	436				

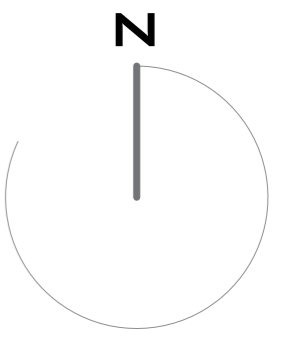
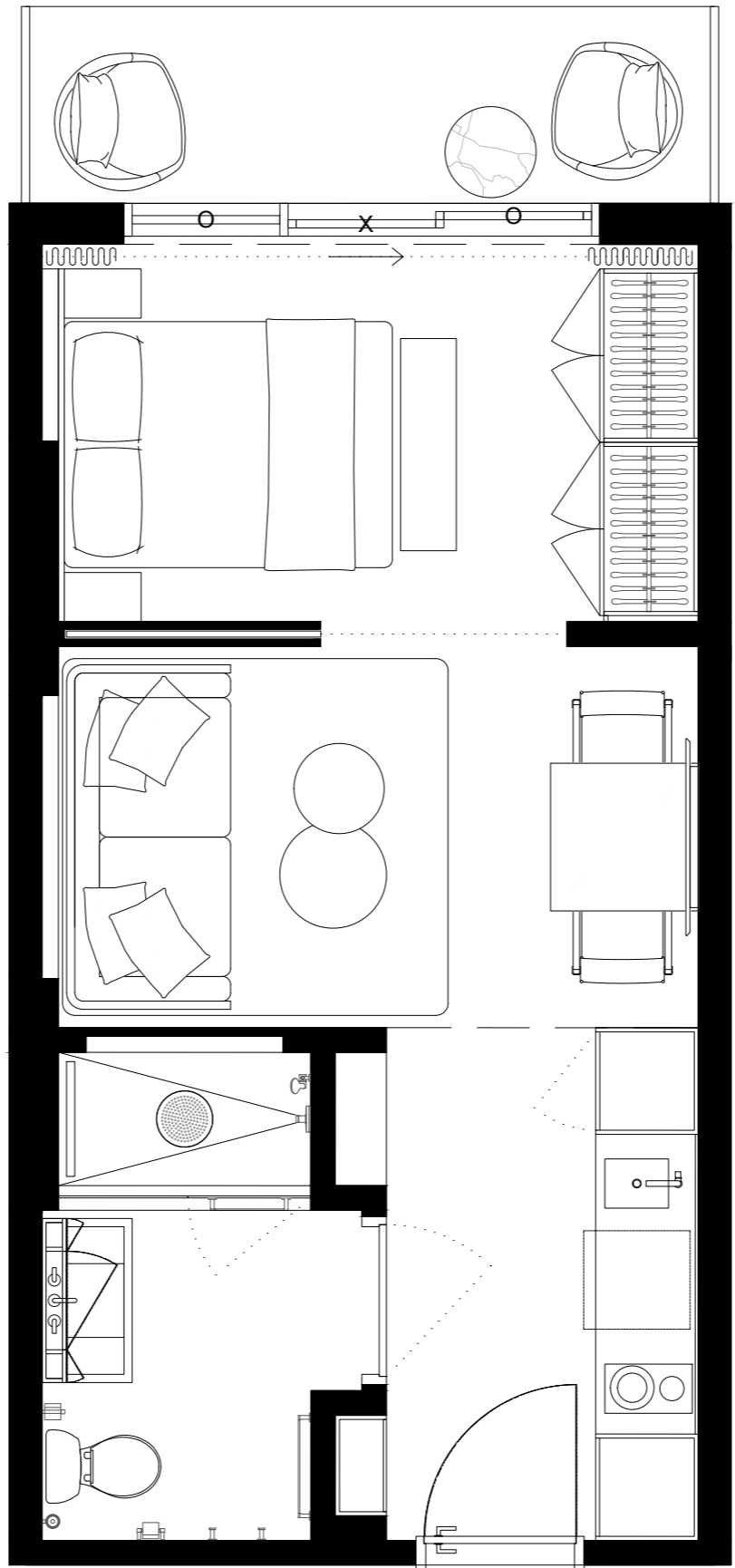
These drawings are conceptual only and are for the convenience of reference. They should not be relied upon as representations, express or implied, of the final detail of the residences. Units shown are examples of unit types and may not depict actual units. Stated square footages are ranges for a particular unit type and are measured to the exterior boundaries of the exterior walls and the centerline of interior demising walls and in fact vary from the area that would be determined by using the description and definition of the unit set forth in the declaration (which generally only includes the interior airspace between the perimeter walls and excludes interior structural components). Note that measurements of rooms set forth on this floorplan are generally taken at the greatest points of each given room (as if the room were a perfect rectangle), without regards for any cutouts. Accordingly, the area of the actual room will typically be smaller than the product obtained by multiplying the stated length times width. All dimensions are approximate and may vary with actual construction, and all floor plans and development plans are subject to change.

EDGEWATER MIAMI
VIDA[®]
 RESIDENCES

UNIT TYPE B.1
 #419

STUDIO

INTERIOR 387sf/36M2
 EXTERIOR 58sf/5,3M2
 TOTAL 445sf/41,3M2



401	403	405	407	409	411	413	415	417	419	421	423	425	427	429	431	433	435	437	
402	404	406	408	410	412	418	420	422	424	426	428	430	432	434	436				



These drawings are conceptual only and are for the convenience of reference. They should not be relied upon as representations, express or implied, of the final detail of the residences. Units shown are examples of unit types and may not depict actual units. Stated square footages are ranges for a particular unit type and are measured to the exterior boundaries of the exterior walls and the centerline of interior demising walls and in fact vary from the area that would be determined by using the description and definition of the unit set forth in the declaration (which generally only includes the interior airspace between the perimeter walls and excludes interior structural components). Note that measurements of rooms set forth on this floorplan are generally taken at the greatest points of each given room (as if the room were a perfect rectangle), without regards for any cutouts. Accordingly, the area of the actual room will typically be smaller than the product obtained by multiplying the stated length times width. All dimensions are approximate and may vary with actual construction, and all floor plans and development plans are subject to change.

EDGEWATER MIAMI

VIDA[®]

RESIDENCES

UNIT TYPE E.1

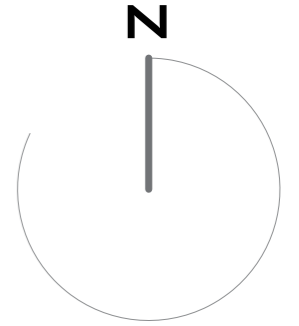
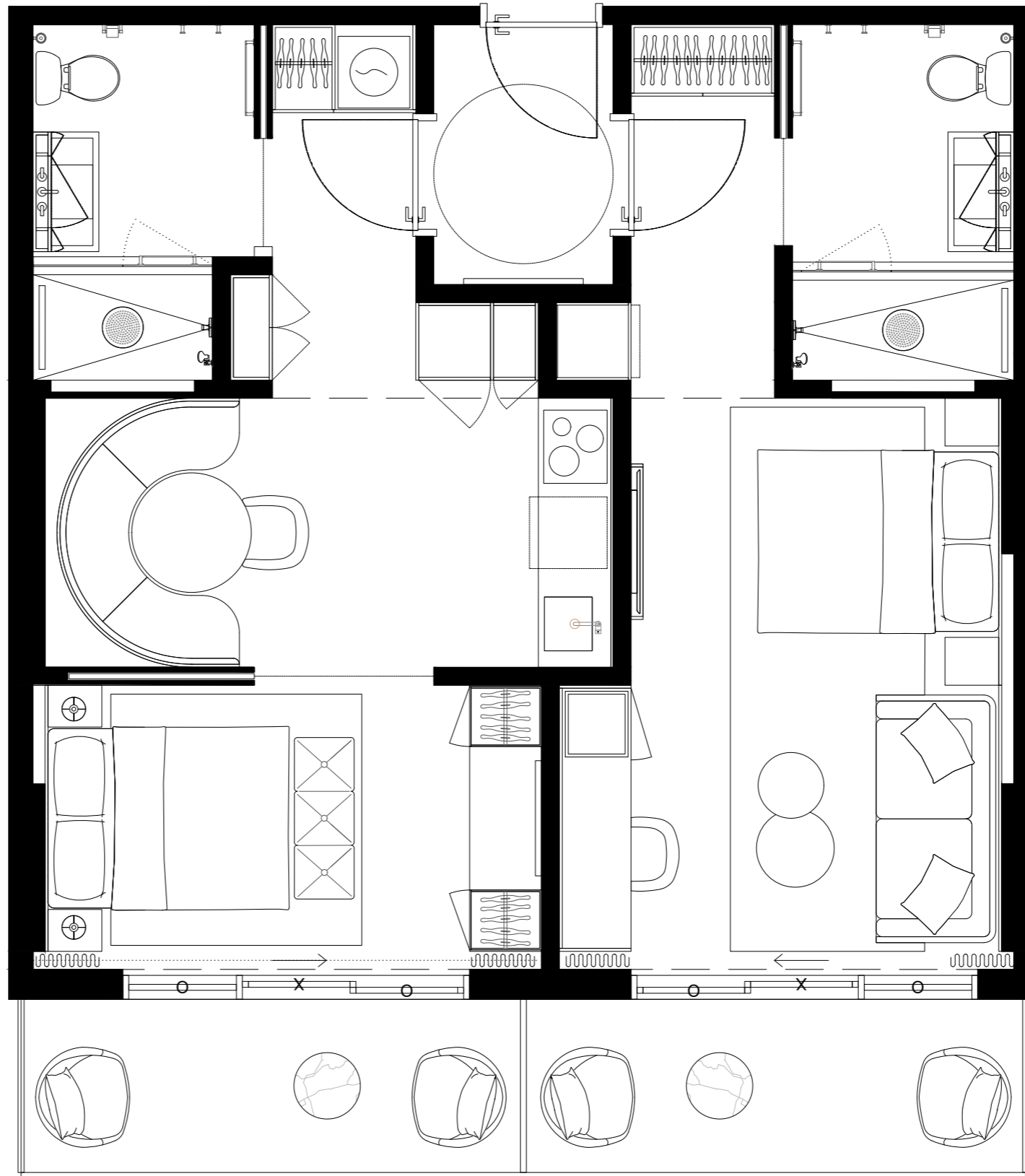
#420

2 BED + 2 BATH

INTERIOR 774sf/71,9M2

EXTERIOR 140sf/13M2

TOTAL 914sf/84,9M2



401	403	405	407	409	411	413	415	417	419	421	423	425	427	429	431	433	435	437	
402	404	406	408	410	412	418	420	422	424	426	428	430	432	434	436				

These drawings are conceptual only and are for the convenience of reference. They should not be relied upon as representations, express or implied, of the final detail of the residences. Units shown are examples of unit types and may not depict actual units. Stated square footages are ranges for a particular unit type and are measured to the exterior boundaries of the exterior walls and the centerline of interior demising walls and in fact vary from the area that would be determined by using the description and definition of the unit set forth in the declaration (which generally only includes the interior airspace between the perimeter walls and excludes interior structural components). Note that measurements of rooms set forth on this floorplan are generally taken at the greatest points of each given room (as if the room were a perfect rectangle), without regards for any cutouts. Accordingly, the area of the actual room will typically be smaller than the product obtained by multiplying the stated length times width. All dimensions are approximate and may vary with actual construction, and all floor plans and development plans are subject to change.

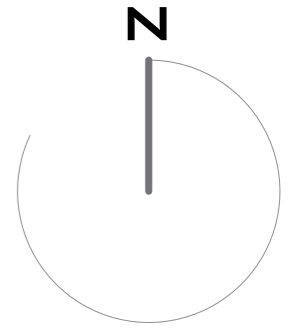
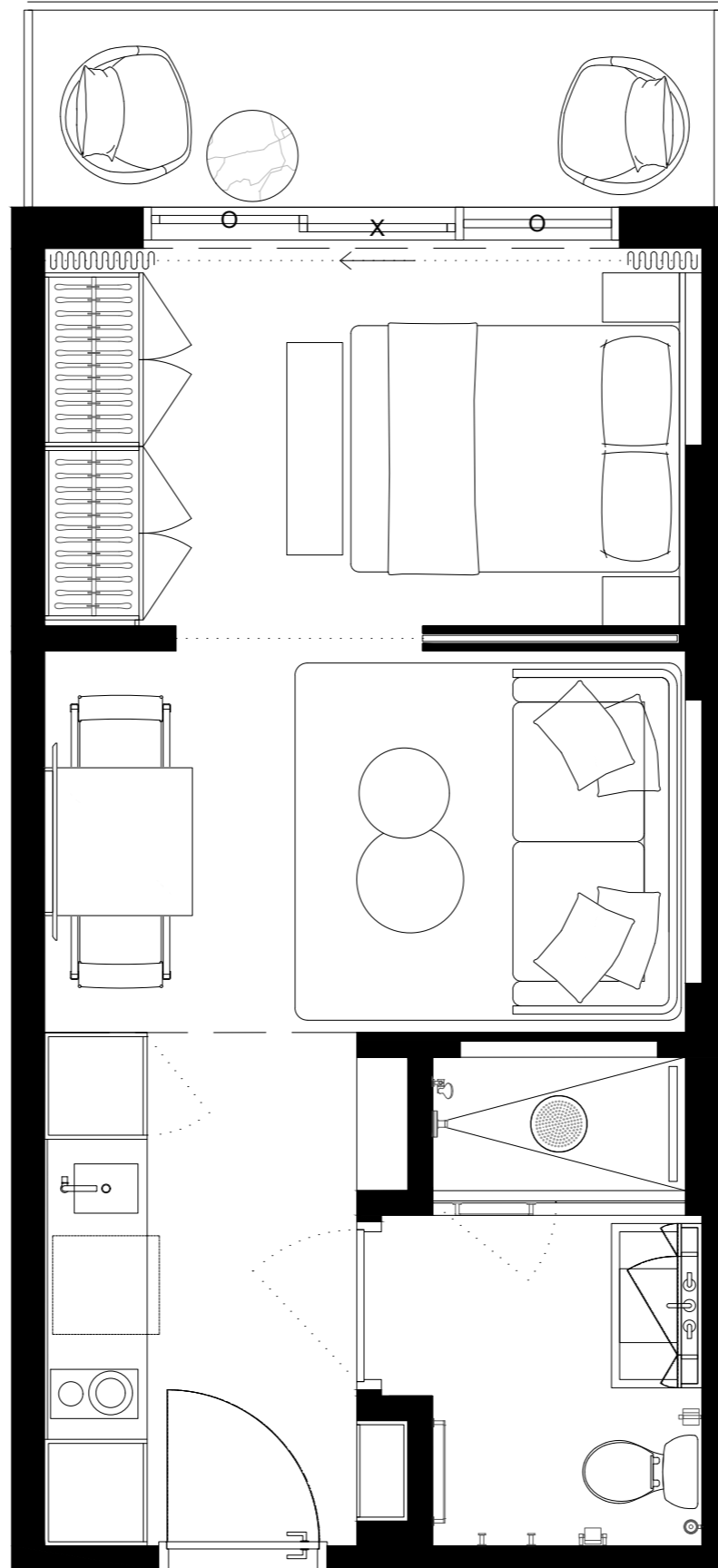
EDGEWATER MIAMI
VIDA[®]
 RESIDENCES

UNIT TYPE B.1

#421

STUDIO

INTERIOR 387sf/36M2
 EXTERIOR 58sf/5,3M2
 TOTAL 445sf/41,3M2



401	403	405	407	409	411	413	415	417	419	421	423	425	427	429	431	433	435	437	
402	404	406	408	410	412	418	420	422	424	426	428	430	432	434	436				



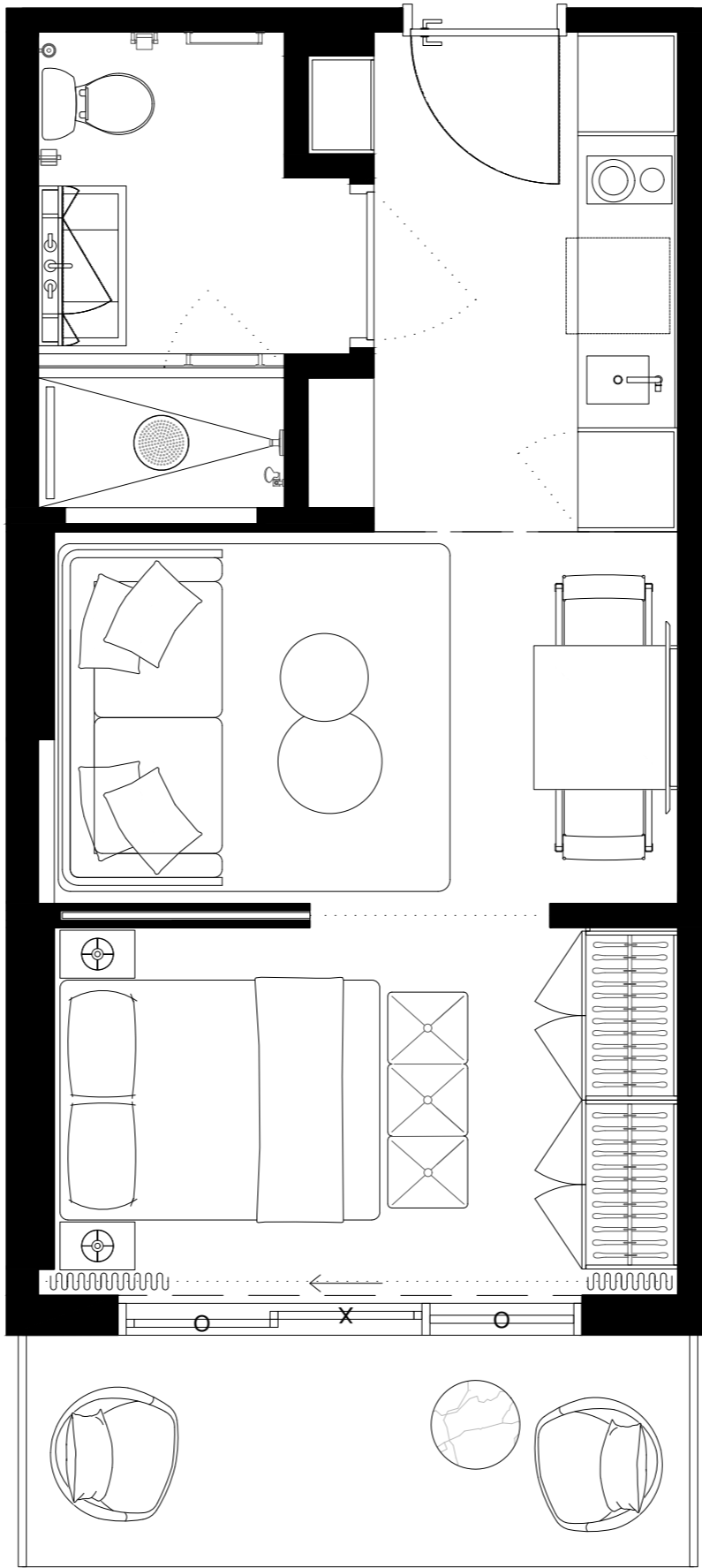
These drawings are conceptual only and are for the convenience of reference. They should not be relied upon as representations, express or implied, of the final detail of the residences. Units shown are examples of unit types and may not depict actual units. Stated square footages are ranges for a particular unit type and are measured to the exterior boundaries of the exterior walls and the centerline of interior demising walls and in fact vary from the area that would be determined by using the description and definition of the unit set forth in the declaration (which generally only includes the interior airspace between the perimeter walls and excludes interior structural components). Note that measurements of rooms set forth on this floorplan are generally taken at the greatest points of each given room (as if the room were a perfect rectangle), without regards for any cutouts. Accordingly, the area of the actual room will typically be smaller than the product obtained by multiplying the stated length times width. All dimensions are approximate and may vary with actual construction, and all floor plans and development plans are subject to change.

UNIT TYPE B.2

#422

STUDIO

INTERIOR 387sf/36M2
 EXTERIOR 70sf/6,5M2
 TOTAL 457sf/42,5M2



401	403	405	407	409	411	413	415	417	419	421	423	425	427	429	431	433	435	437	
402	404	406	408	410	412	418	420	422	424	426	428	430	432	434	436				



These drawings are conceptual only and are for the convenience of reference. They should not be relied upon as representations, express or implied, of the final detail of the residences. Units shown are examples of unit types and may not depict actual units. Stated square footages are ranges for a particular unit type and are measured to the exterior boundaries of the exterior walls and the centerline of interior demising walls and in fact vary from the area that would be determined by using the description and definition of the unit set forth in the declaration (which generally only includes the interior airspace between the perimeter walls and excludes interior structural components). Note that measurements of rooms set forth on this floorplan are generally taken at the greatest points of each given room (as if the room were a perfect rectangle), without regards for any cutouts. Accordingly, the area of the actual room will typically be smaller than the product obtained by multiplying the stated length times width. All dimensions are approximate and may vary with actual construction, and all floor plans and development plans are subject to change.

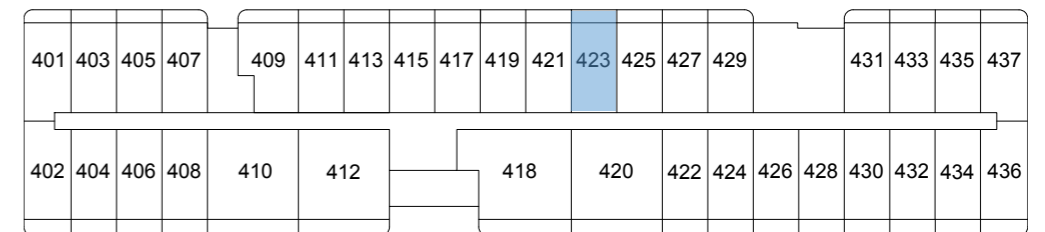
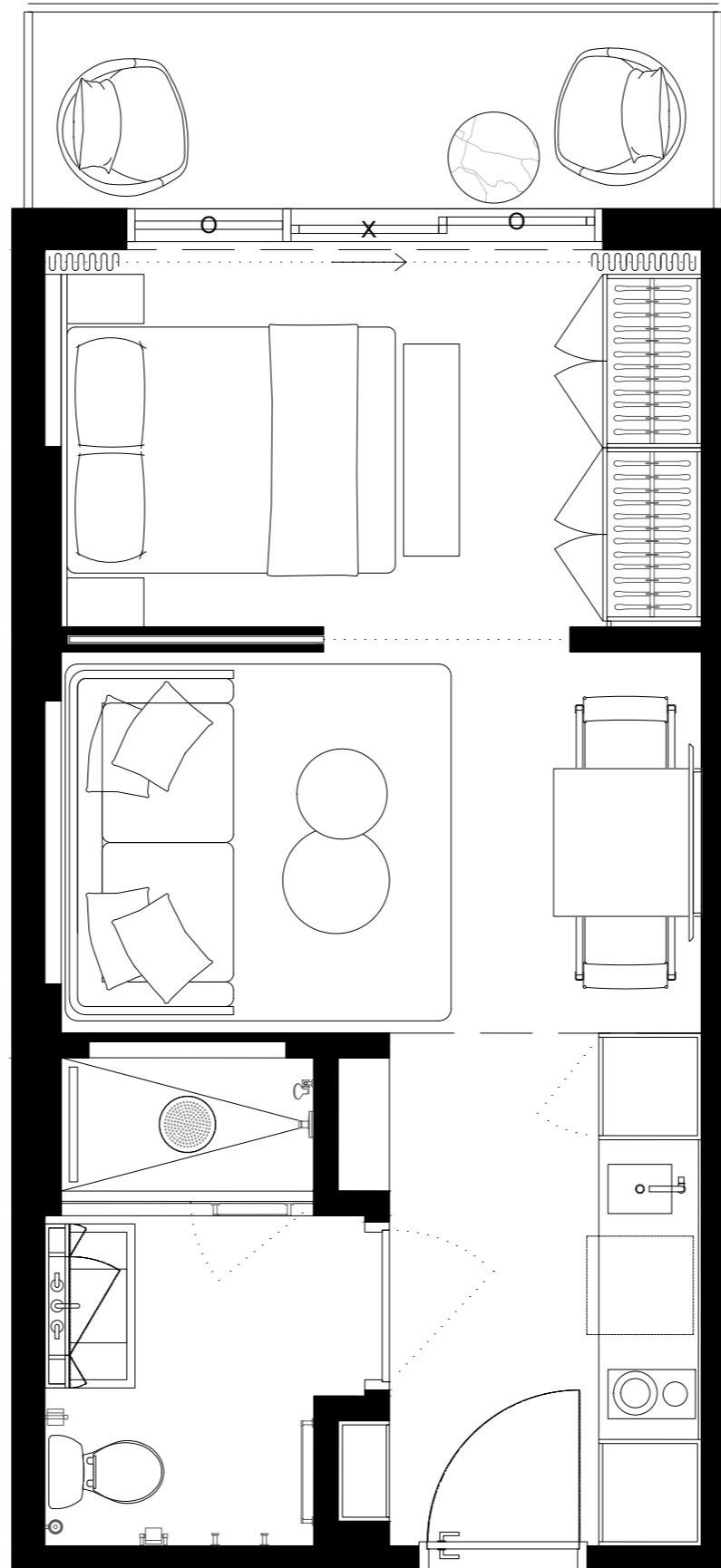
EDGEWATER MIAMI
VIDA[®]
 RESIDENCES

UNIT TYPE B.1

#423

STUDIO

INTERIOR 387sf/36M2
 EXTERIOR 58sf/5,3M2
 TOTAL 445sf/41,3M2



These drawings are conceptual only and are for the convenience of reference. They should not be relied upon as representations, express or implied, of the final detail of the residences. Units shown are examples of unit types and may not depict actual units. Stated square footages are ranges for a particular unit type and are measured to the exterior boundaries of the exterior walls and the centerline of interior demising walls and in fact vary from the area that would be determined by using the description and definition of the unit set forth in the declaration (which generally only includes the interior airspace between the perimeter walls and excludes interior structural components). Note that measurements of rooms set forth on this floorplan are generally taken at the greatest points of each given room (as if the room were a perfect rectangle), without regards for any cutouts. Accordingly, the area of the actual room will typically be smaller than the product obtained by multiplying the stated length times width. All dimensions are approximate and may vary with actual construction, and all floor plans and development plans are subject to change.

EDGEWATER MIAMI

VIDA®

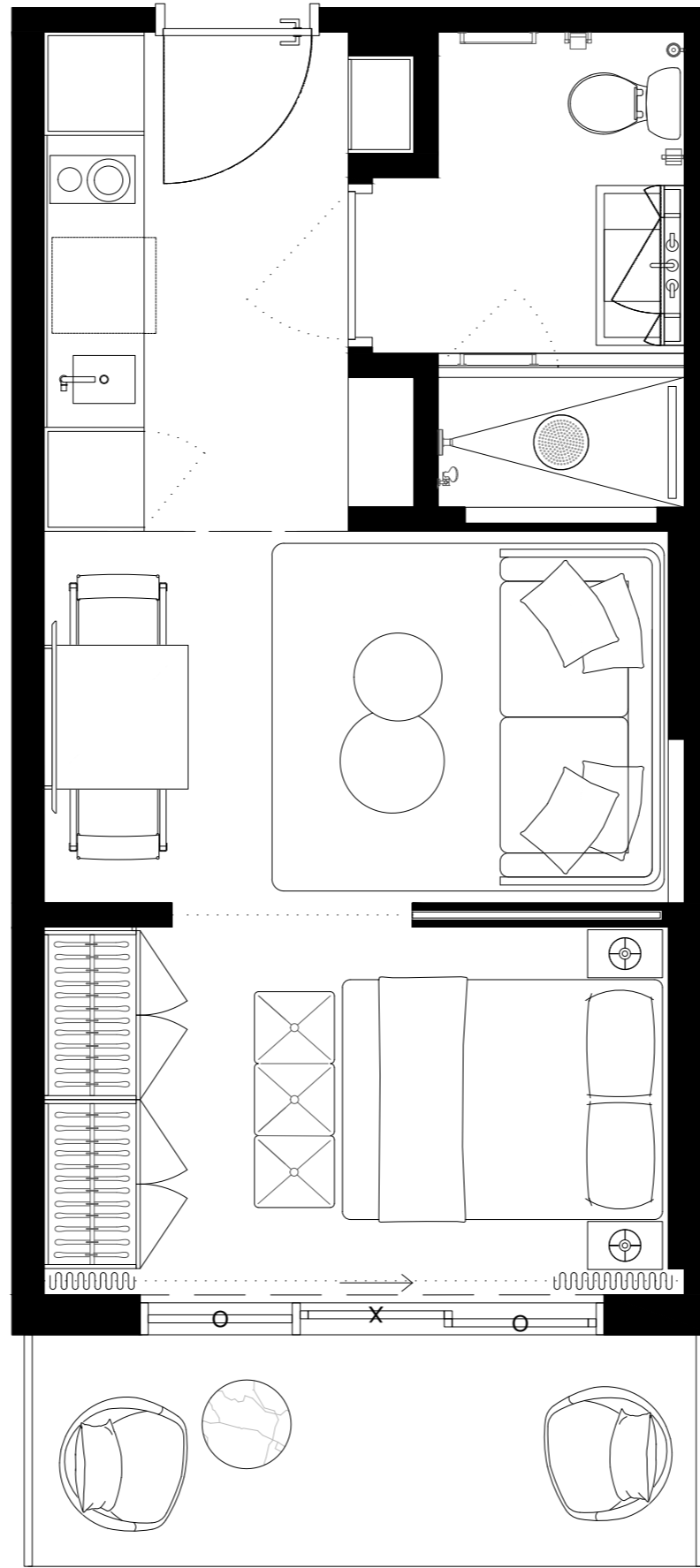
RESIDENCES

UNIT TYPE B.2

#424

STUDIO

INTERIOR	387sf/36M2
EXTERIOR	70sf/6,5M2
TOTAL	457sf/42,5M2



401	403	405	407	409	411	413	415	417	419	421	423	425	427	429	431	433	435	437	
402	404	406	408	410	412	418	420	422	424	426	428	430	432	434	436				



These drawings are conceptual only and are for the convenience of reference. They should not be relied upon as representations, express or implied, of the final detail of the residences. Units shown are examples of unit types and may not depict actual units. Stated square footages are ranges for a particular unit type and are measured to the exterior boundaries of the exterior walls and the centerline of interior demising walls and in fact vary from the area that would be determined by using the description and definition of the unit set forth in the declaration (which generally only includes the interior airspace between the perimeter walls and excludes interior structural components). Note that measurements of rooms set forth on this floorplan are generally taken at the greatest points of each given room (as if the room were a perfect rectangle), without regards for any cutouts. Accordingly, the area of the actual room will typically be smaller than the product obtained by multiplying the stated length times width. All dimensions are approximate and may vary with actual construction, and all floor plans and development plans are subject to change.

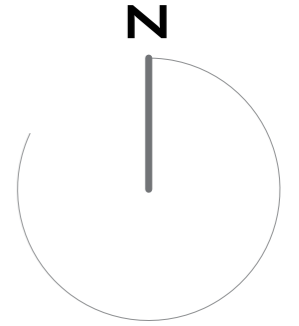
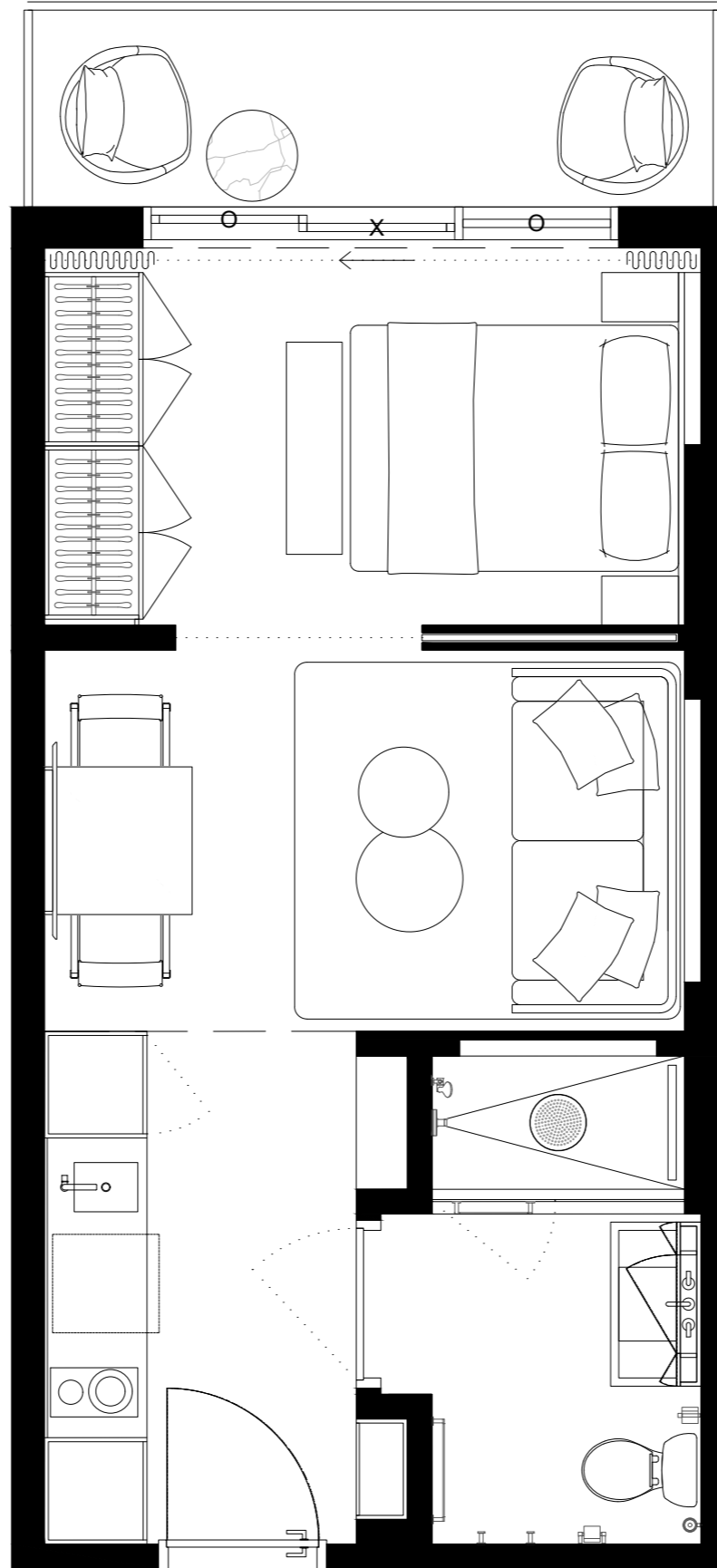
EDGEWATER MIAMI
VIDA[®]
 RESIDENCES

UNIT TYPE B.1

#425

STUDIO

INTERIOR 387sqft/36M2
 EXTERIOR 58sf/5,3M2
 TOTAL 445sf/41,3M2



401	403	405	407	409	411	413	415	417	419	421	423	425	427	429	431	433	435	437	
402	404	406	408	410	412	418	420	422	424	426	428	430	432	434	436				



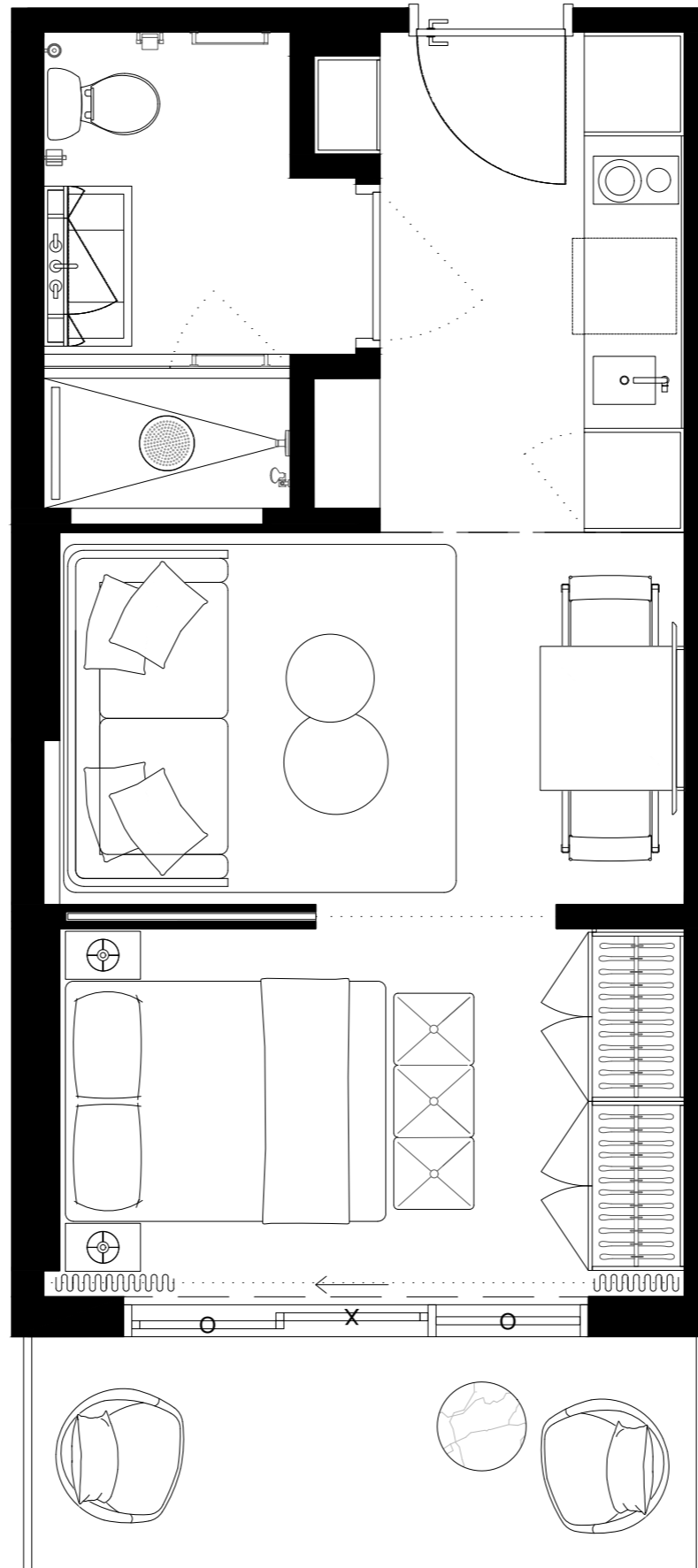
These drawings are conceptual only and are for the convenience of reference. They should not be relied upon as representations, express or implied, of the final detail of the residences. Units shown are examples of unit types and may not depict actual units. Stated square footages are ranges for a particular unit type and are measured to the exterior boundaries of the exterior walls and the centerline of interior demising walls and in fact vary from the area that would be determined by using the description and definition of the unit set forth in the declaration (which generally only includes the interior airspace between the perimeter walls and excludes interior structural components). Note that measurements of rooms set forth on this floorplan are generally taken at the greatest points of each given room (as if the room were a perfect rectangle), without regards for any cutouts. Accordingly, the area of the actual room will typically be smaller than the product obtained by multiplying the stated length times width. All dimensions are approximate and may vary with actual construction, and all floor plans and development plans are subject to change.

UNIT TYPE B.2

#426

STUDIO

INTERIOR	387sf/36M2
EXTERIOR	70sf/6,5M2
TOTAL	457sf/42,5M2



401	403	405	407	409	411	413	415	417	419	421	423	425	427	429	431	433	435	437	
402	404	406	408	410	412	418	420	422	424	426	428	430	432	434	436				



These drawings are conceptual only and are for the convenience of reference. They should not be relied upon as representations, express or implied, of the final detail of the residences. Units shown are examples of unit types and may not depict actual units. Stated square footages are ranges for a particular unit type and are measured to the exterior boundaries of the exterior walls and the centerline of interior demising walls and in fact vary from the area that would be determined by using the description and definition of the unit set forth in the declaration (which generally only includes the interior airspace between the perimeter walls and excludes interior structural components). Note that measurements of rooms set forth on this floorplan are generally taken at the greatest points of each given room (as if the room were a perfect rectangle), without regards for any cutouts. Accordingly, the area of the actual room will typically be smaller than the product obtained by multiplying the stated length times width. All dimensions are approximate and may vary with actual construction, and all floor plans and development plans are subject to change.

EDGEWATER MIAMI

VIDA[®]

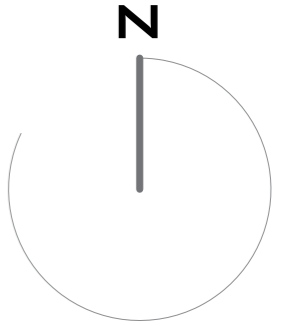
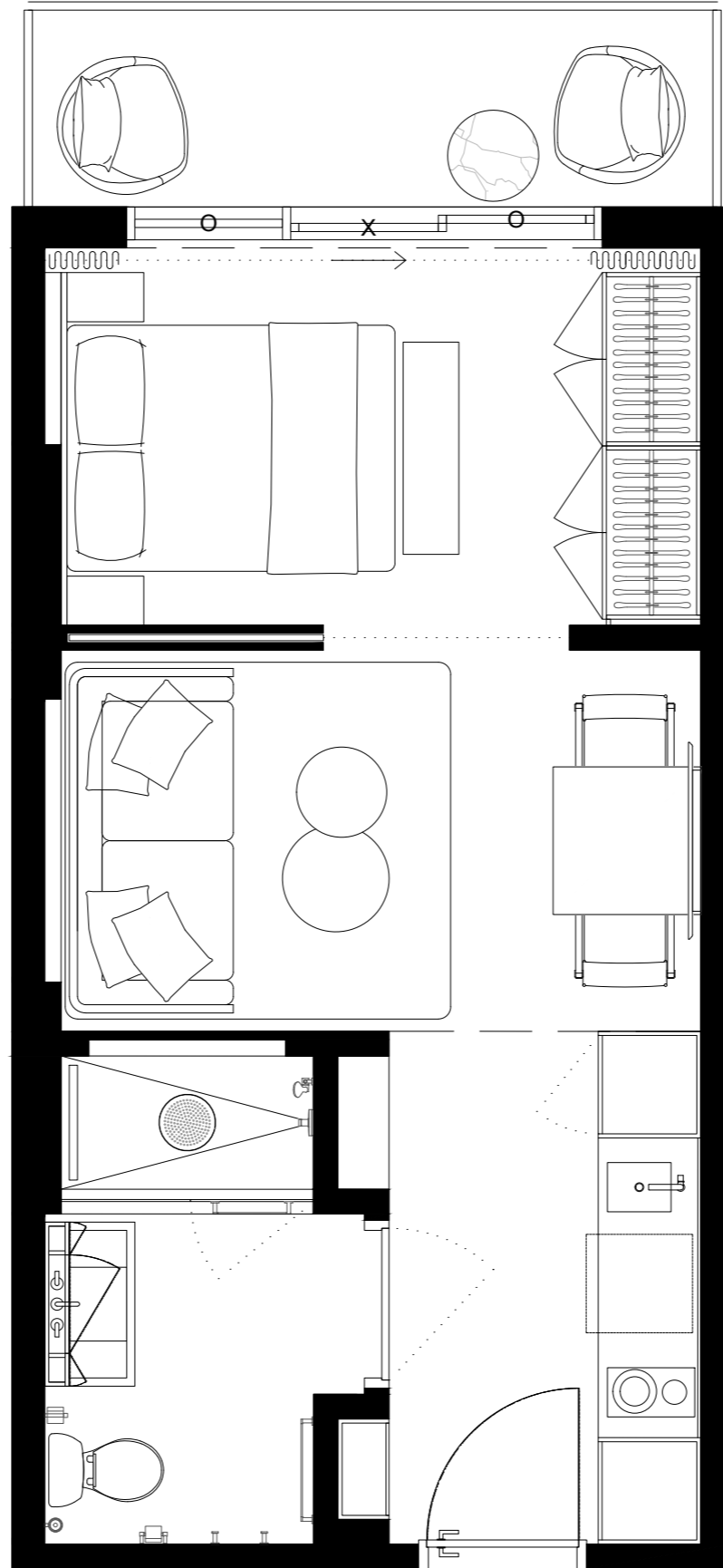
RESIDENCES

UNIT TYPE B.1

#427

STUDIO

INTERIOR 387sf/36M2
 EXTERIOR 58sf/5,3M2
 TOTAL 445sf/41,3M2



401	403	405	407	409	411	413	415	417	419	421	423	425	427	429	431	433	435	437	
402	404	406	408	410	412	418	420	422	424	426	428	430	432	434	436				



These drawings are conceptual only and are for the convenience of reference. They should not be relied upon as representations, express or implied, of the final detail of the residences. Units shown are examples of unit types and may not depict actual units. Stated square footages are ranges for a particular unit type and are measured to the exterior boundaries of the exterior walls and the centerline of interior demising walls and in fact vary from the area that would be determined by using the description and definition of the unit set forth in the declaration (which generally only includes the interior airspace between the perimeter walls and excludes interior structural components). Note that measurements of rooms set forth on this floorplan are generally taken at the greatest points of each given room (as if the room were a perfect rectangle), without regards for any cutouts. Accordingly, the area of the actual room will typically be smaller than the product obtained by multiplying the stated length times width. All dimensions are approximate and may vary with actual construction, and all floor plans and development plans are subject to change.

EDGEWATER MIAMI

VIDA®

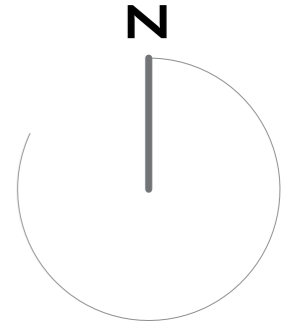
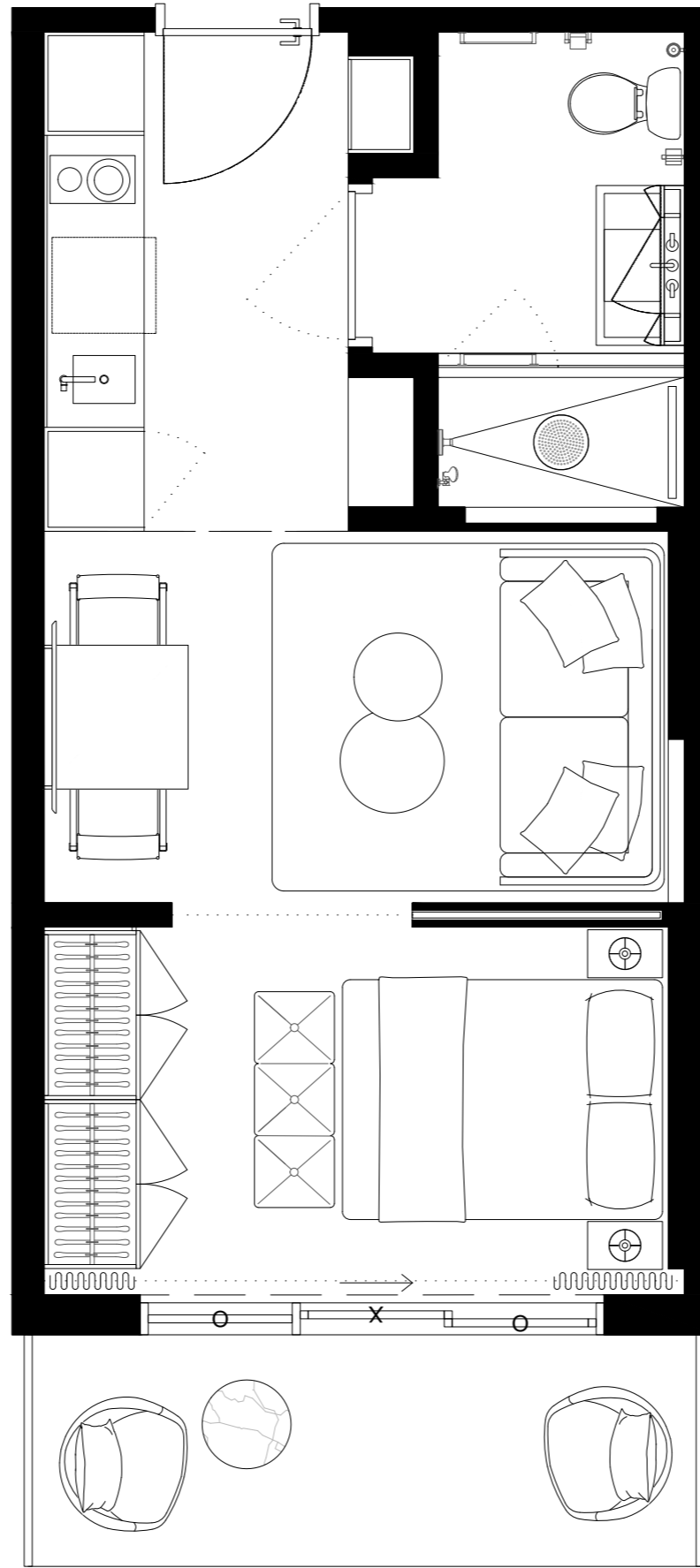
RESIDENCES

UNIT TYPE B.2

#428

STUDIO

INTERIOR	387sf/36M2
EXTERIOR	70sf/6,5M2
TOTAL	457sf/42,5M2



401	403	405	407	409	411	413	415	417	419	421	423	425	427	429	431	433	435	437	
402	404	406	408	410	412	418	420	422	424	426	428	430	432	434	436				

These drawings are conceptual only and are for the convenience of reference. They should not be relied upon as representations, express or implied, of the final detail of the residences. Units shown are examples of unit types and may not depict actual units. Stated square footages are ranges for a particular unit type and are measured to the exterior boundaries of the exterior walls and the centerline of interior demising walls and in fact vary from the area that would be determined by using the description and definition of the unit set forth in the declaration (which generally only includes the interior airspace between the perimeter walls and excludes interior structural components). Note that measurements of rooms set forth on this floorplan are generally taken at the greatest points of each given room (as if the room were a perfect rectangle), without regards for any cutouts. Accordingly, the area of the actual room will typically be smaller than the product obtained by multiplying the stated length times width. All dimensions are approximate and may vary with actual construction, and all floor plans and development plans are subject to change.

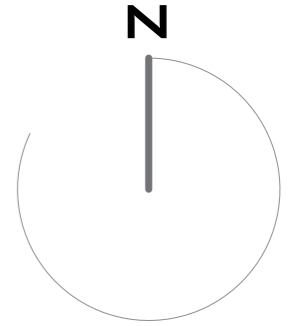
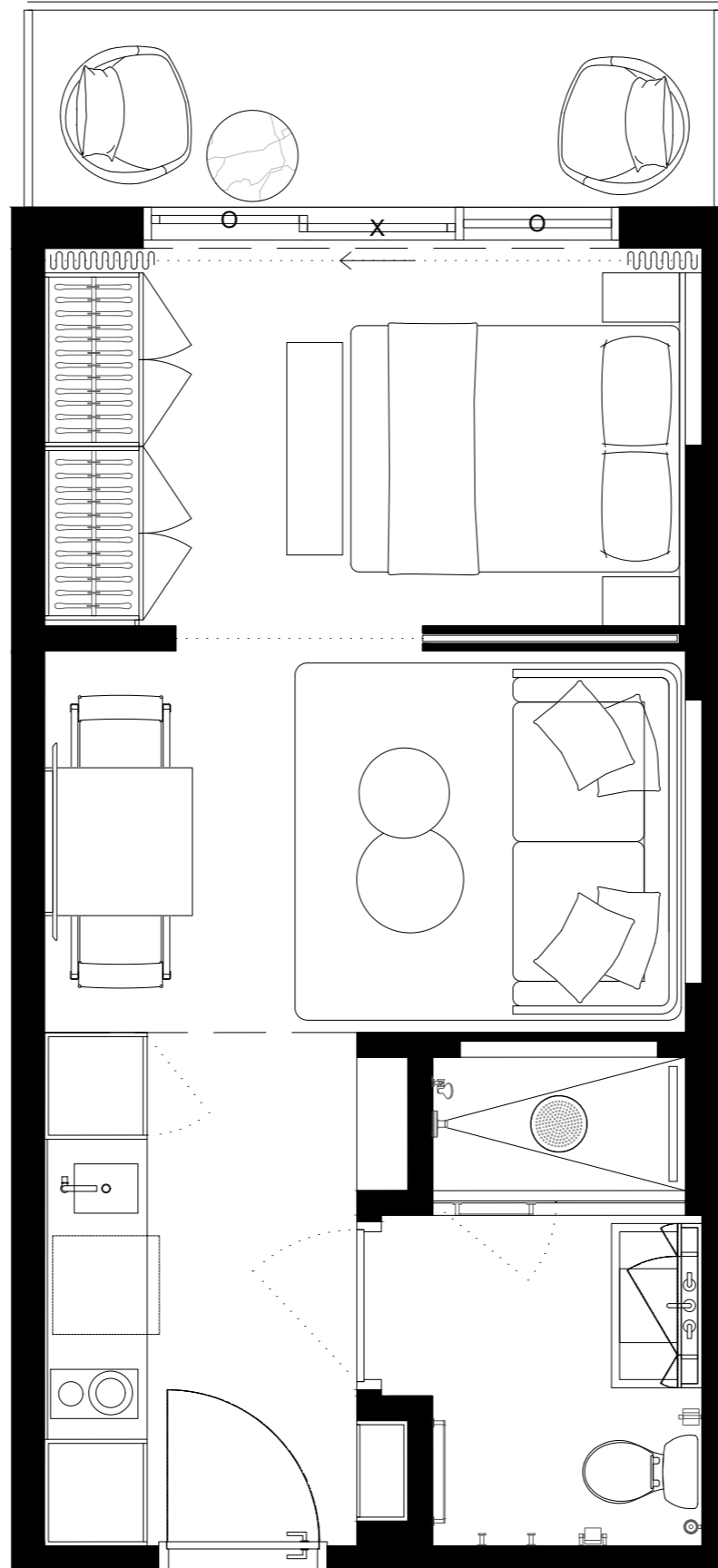
EDGEWATER MIAMI
VIDA[®]
 RESIDENCES

UNIT TYPE B.1

#429

STUDIO

INTERIOR 387sqft/36M2
 EXTERIOR 58sf/5,3M2
 TOTAL 445sf/41,3M2



401	403	405	407	409	411	413	415	417	419	421	423	425	427	429	431	433	435	437	
402	404	406	408	410	412	418	420	422	424	426	428	430	432	434	436				



These drawings are conceptual only and are for the convenience of reference. They should not be relied upon as representations, express or implied, of the final detail of the residences. Units shown are examples of unit types and may not depict actual units. Stated square footages are ranges for a particular unit type and are measured to the exterior boundaries of the exterior walls and the centerline of interior demising walls and in fact vary from the area that would be determined by using the description and definition of the unit set forth in the declaration (which generally only includes the interior airspace between the perimeter walls and excludes interior structural components). Note that measurements of rooms set forth on this floorplan are generally taken at the greatest points of each given room (as if the room were a perfect rectangle), without regards for any cutouts. Accordingly, the area of the actual room will typically be smaller than the product obtained by multiplying the stated length times width. All dimensions are approximate and may vary with actual construction, and all floor plans and development plans are subject to change.

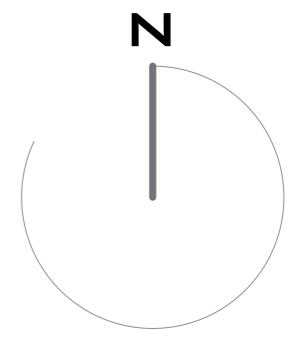
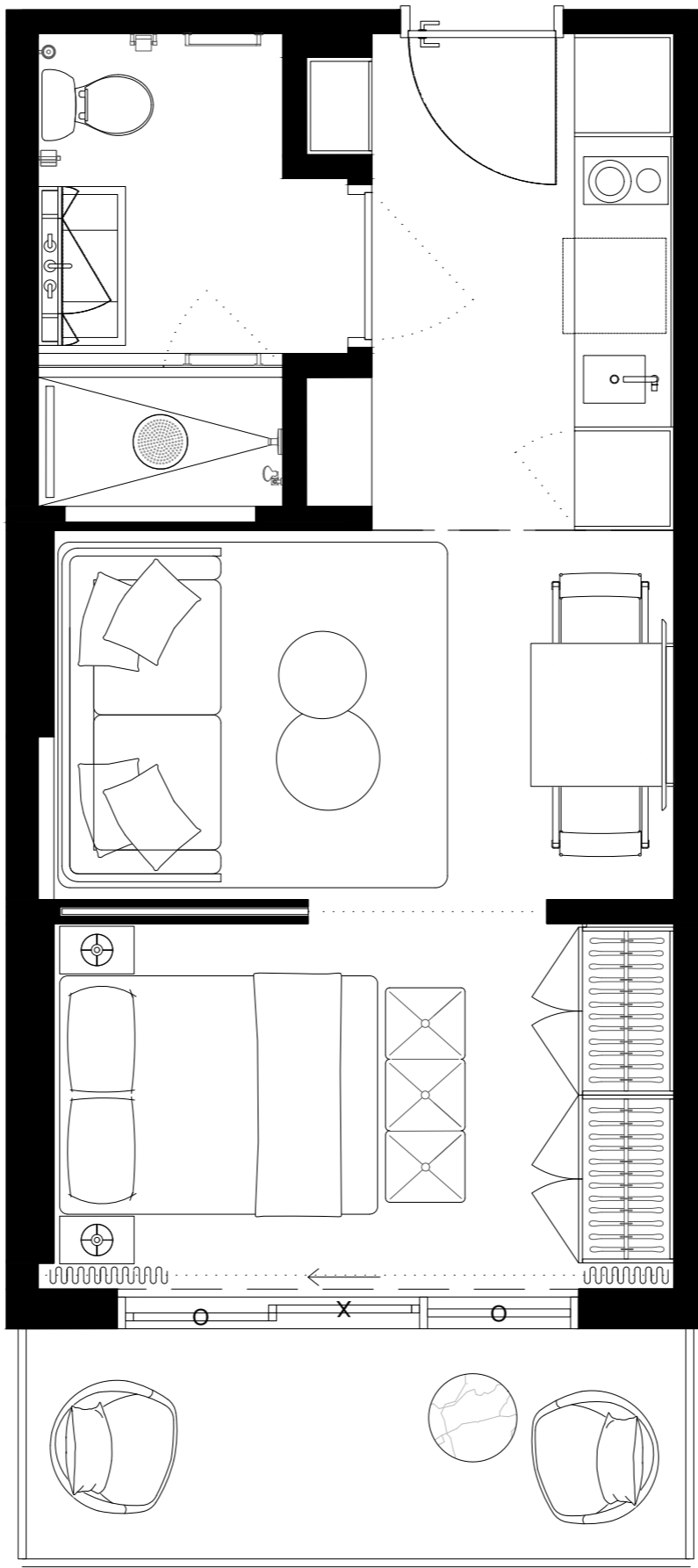
EDGEWATER MIAMI
VIDA[®]
 RESIDENCES

UNIT TYPE B.2

#430

STUDIO

INTERIOR	387sf/36M2
EXTERIOR	70sf/6,5M2
TOTAL	457sf/42,5M2



401	403	405	407	409	411	413	415	417	419	421	423	425	427	429	431	433	435	437	
402	404	406	408	410	412	418	420	422	424	426	428	430	432	434	436				

These drawings are conceptual only and are for the convenience of reference. They should not be relied upon as representations, express or implied, of the final detail of the residences. Units shown are examples of unit types and may not depict actual units. Stated square footages are ranges for a particular unit type and are measured to the exterior boundaries of the exterior walls and the centerline of interior demising walls and in fact vary from the area that would be determined by using the description and definition of the unit set forth in the declaration (which generally only includes the interior airspace between the perimeter walls and excludes interior structural components). Note that measurements of rooms set forth on this floorplan are generally taken at the greatest points of each given room (as if the room were a perfect rectangle), without regards for any cutouts. Accordingly, the area of the actual room will typically be smaller than the product obtained by multiplying the stated length times width. All dimensions are approximate and may vary with actual construction, and all floor plans and development plans are subject to change.

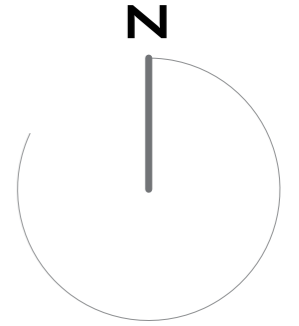
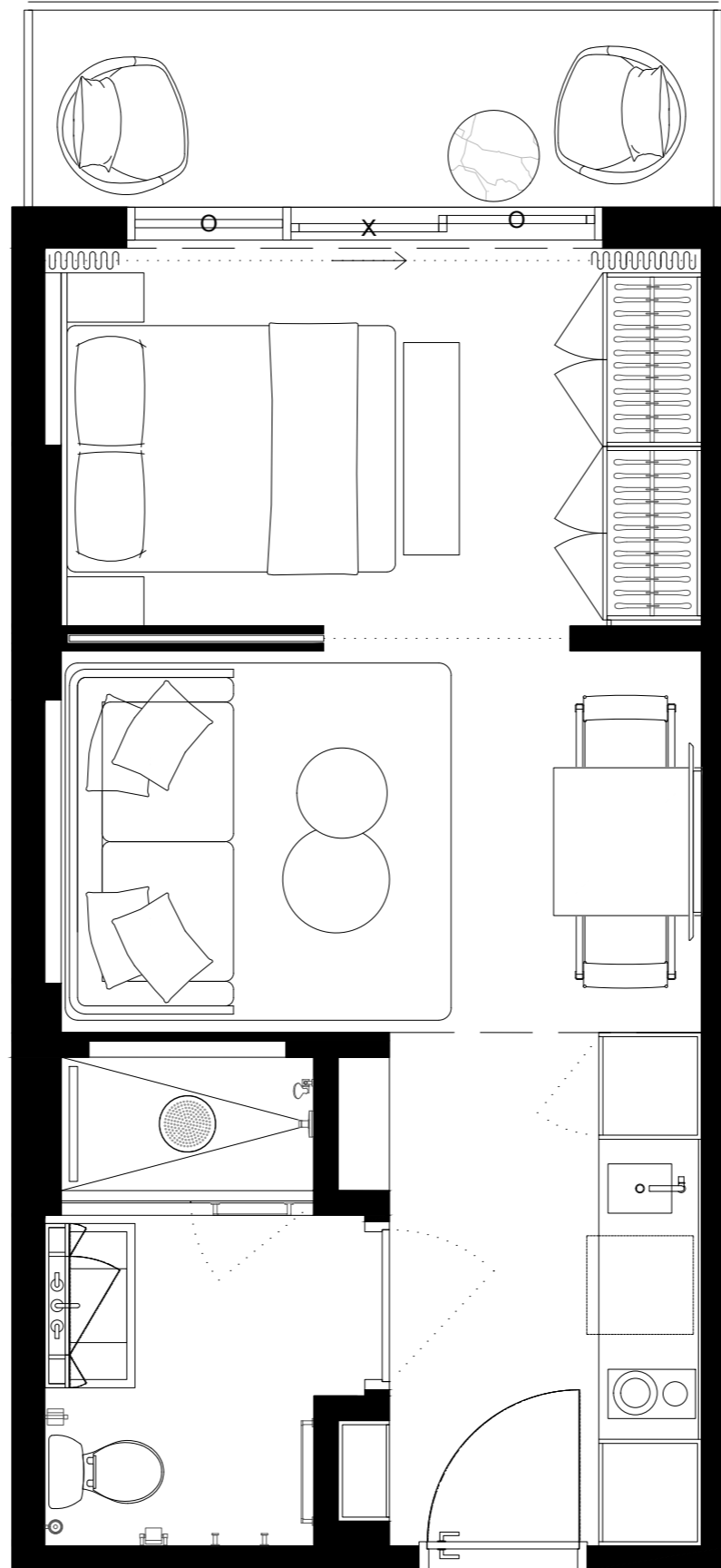
EDGEWATER MIAMI
VIDA[®]
 RESIDENCES

UNIT TYPE B.1

#431

STUDIO

INTERIOR 387sqft/36M2
 EXTERIOR 58sf/5,3M2
 TOTAL 445sf/41,3M2



401	403	405	407	409	411	413	415	417	419	421	423	425	427	429	431	433	435	437	
402	404	406	408	410	412	418	420	422	424	426	428	430	432	434	436				



These drawings are conceptual only and are for the convenience of reference. They should not be relied upon as representations, express or implied, of the final detail of the residences. Units shown are examples of unit types and may not depict actual units. Stated square footages are ranges for a particular unit type and are measured to the exterior boundaries of the exterior walls and the centerline of interior demising walls and in fact vary from the area that would be determined by using the description and definition of the unit set forth in the declaration (which generally only includes the interior airspace between the perimeter walls and excludes interior structural components). Note that measurements of rooms set forth on this floorplan are generally taken at the greatest points of each given room (as if the room were a perfect rectangle), without regards for any cutouts. Accordingly, the area of the actual room will typically be smaller than the product obtained by multiplying the stated length times width. All dimensions are approximate and may vary with actual construction, and all floor plans and development plans are subject to change.

EDGEWATER MIAMI

VIDA®

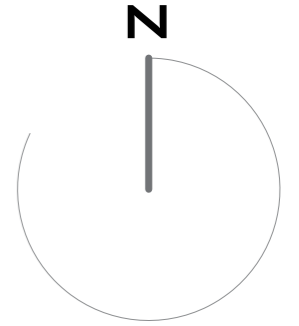
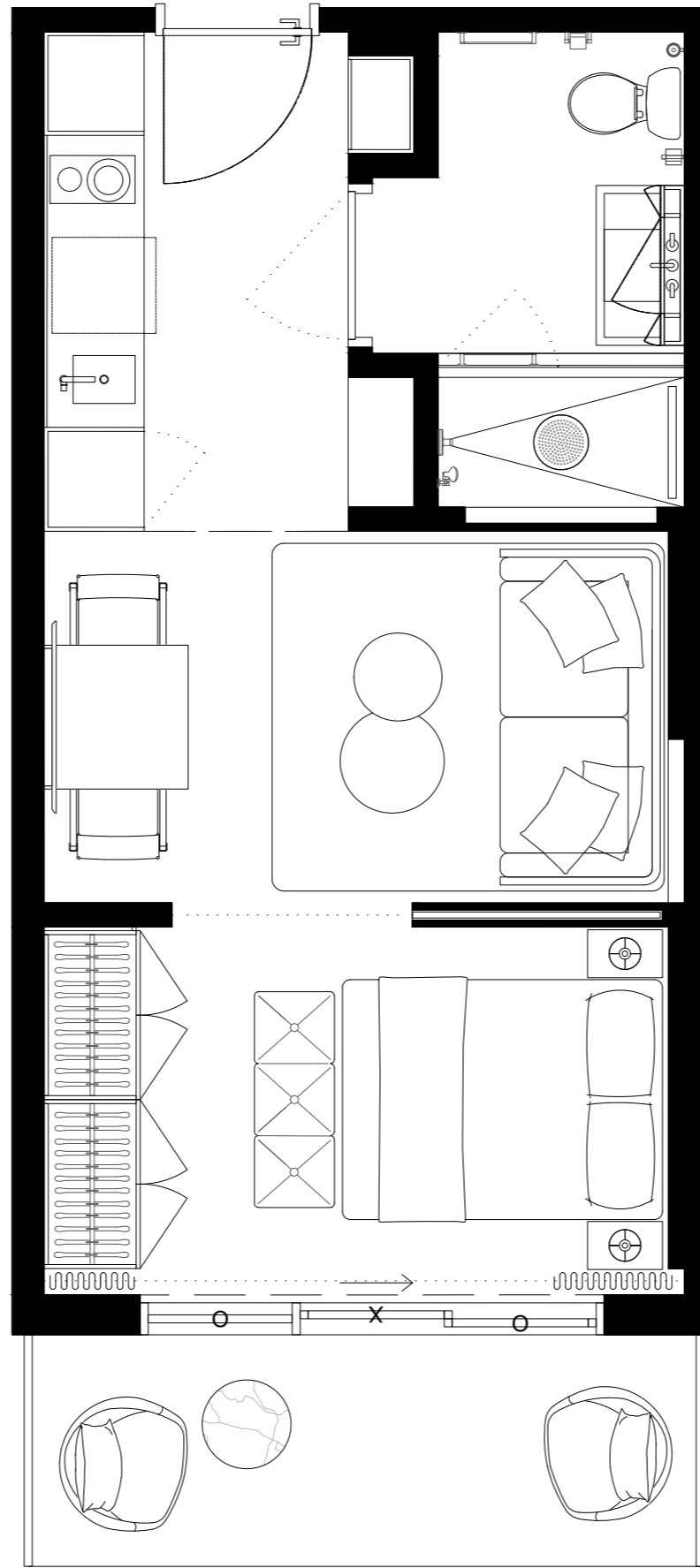
RESIDENCES

UNIT TYPE B.2

#432

STUDIO

INTERIOR 387sf/36M2
 EXTERIOR 70sf/6,5M2
 TOTAL 457sf/42,5M2



401	403	405	407	409	411	413	415	417	419	421	423	425	427	429	431	433	435	437	
402	404	406	408	410	412	418	420	422	424	426	428	430	432	434	436				

These drawings are conceptual only and are for the convenience of reference. They should not be relied upon as representations, express or implied, of the final detail of the residences. Units shown are examples of unit types and may not depict actual units. Stated square footages are ranges for a particular unit type and are measured to the exterior boundaries of the exterior walls and the centerline of interior demising walls and in fact vary from the area that would be determined by using the description and definition of the unit set forth in the declaration (which generally only includes the interior airspace between the perimeter walls and excludes interior structural components). Note that measurements of rooms set forth on this floorplan are generally taken at the greatest points of each given room (as if the room were a perfect rectangle), without regards for any cutouts. Accordingly, the area of the actual room will typically be smaller than the product obtained by multiplying the stated length times width. All dimensions are approximate and may vary with actual construction, and all floor plans and development plans are subject to change.

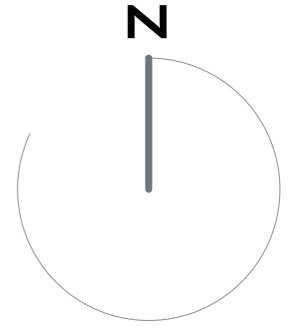
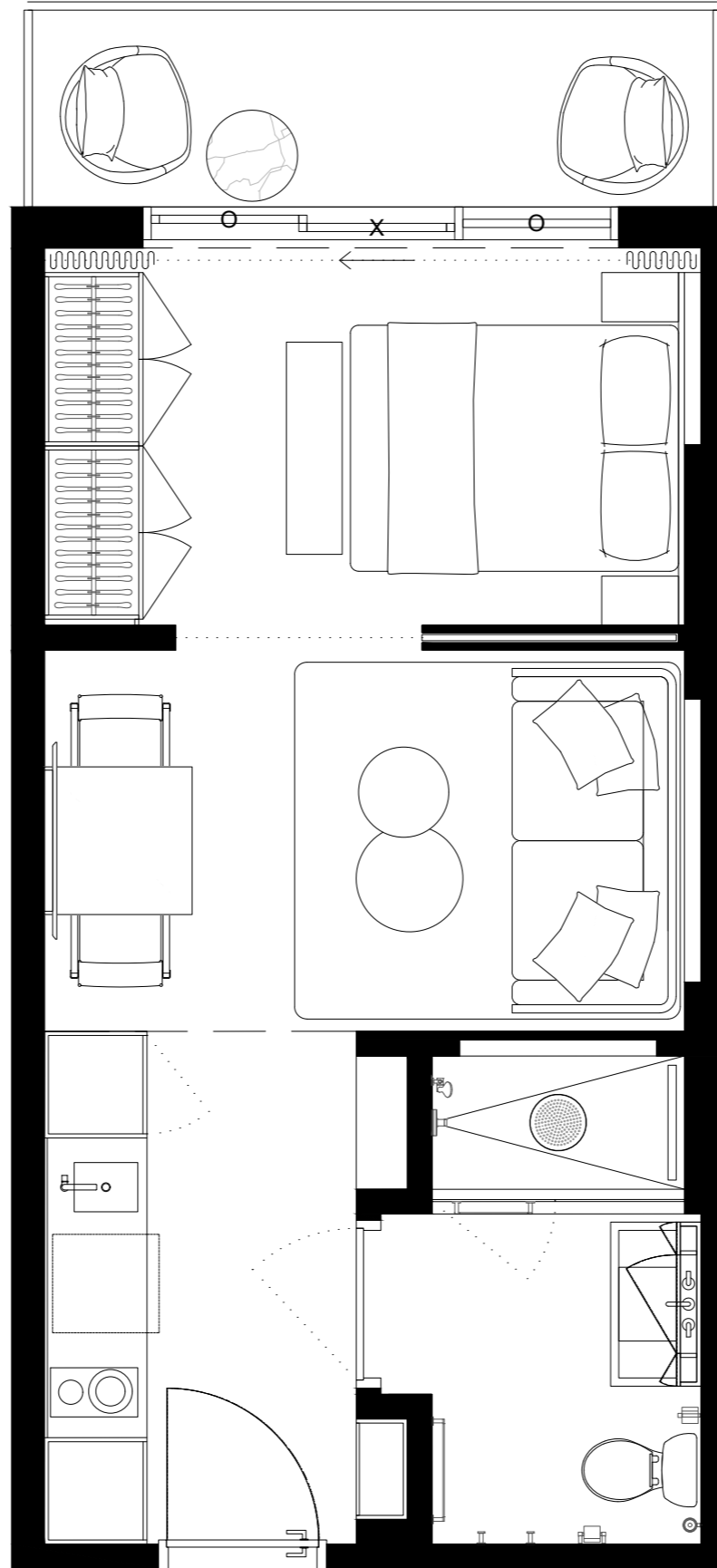
EDGEWATER MIAMI
VIDA[®]
 RESIDENCES

UNIT TYPE B.1

#433

STUDIO

INTERIOR 387sf/36M2
 EXTERIOR 58sf/5,3M2
 TOTAL 445sf/41,3M2



401	403	405	407	409	411	413	415	417	419	421	423	425	427	429	431	433	435	437	
402	404	406	408	410	412	418	420	422	424	426	428	430	432	434	436				

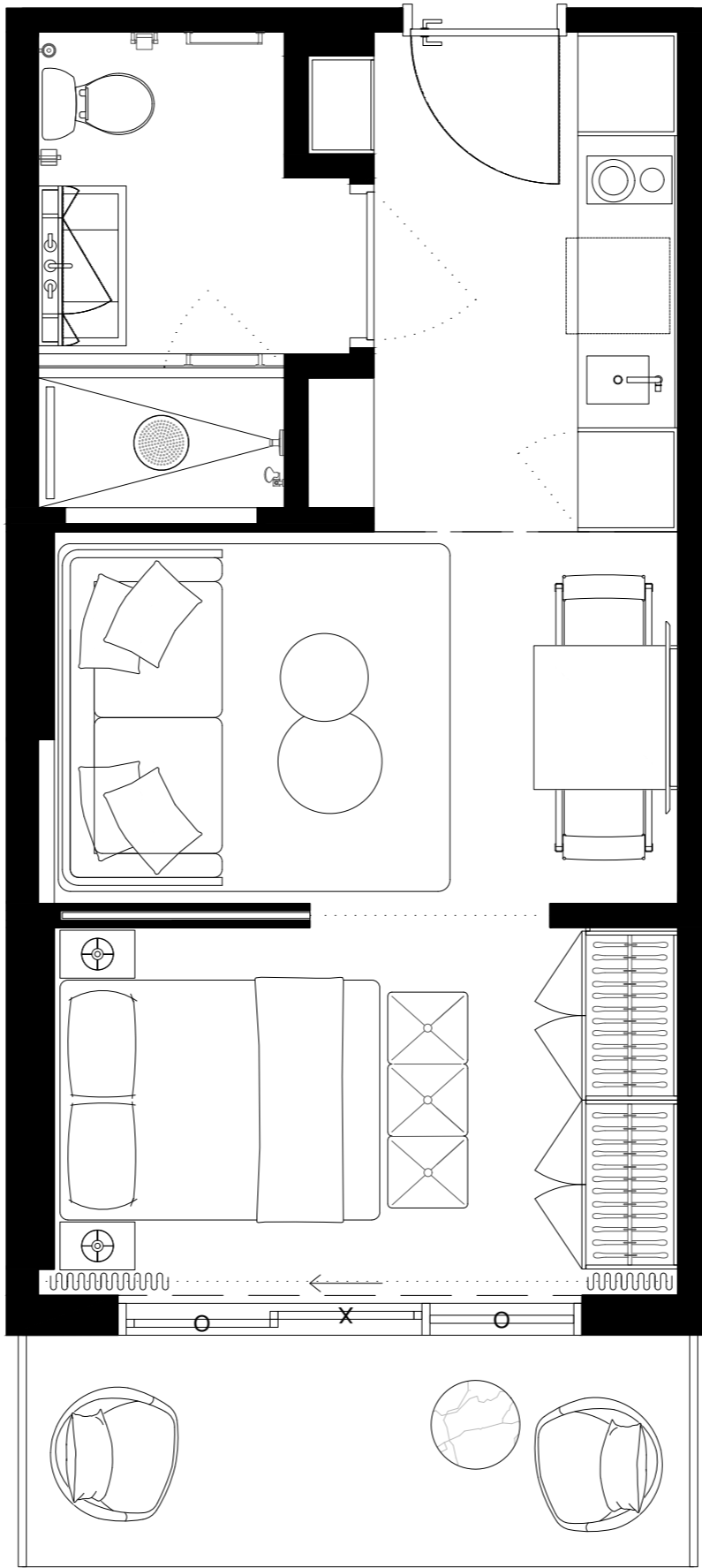
These drawings are conceptual only and are for the convenience of reference. They should not be relied upon as representations, express or implied, of the final detail of the residences. Units shown are examples of unit types and may not depict actual units. Stated square footages are ranges for a particular unit type and are measured to the exterior boundaries of the exterior walls and the centerline of interior demising walls and in fact vary from the area that would be determined by using the description and definition of the unit set forth in the declaration (which generally only includes the interior airspace between the perimeter walls and excludes interior structural components). Note that measurements of rooms set forth on this floorplan are generally taken at the greatest points of each given room (as if the room were a perfect rectangle), without regards for any cutouts. Accordingly, the area of the actual room will typically be smaller than the product obtained by multiplying the stated length times width. All dimensions are approximate and may vary with actual construction, and all floor plans and development plans are subject to change.

UNIT TYPE B.2

#434

STUDIO

INTERIOR	387sf/36M2
EXTERIOR	70sf/6,5M2
TOTAL	457sf/42,5M2



401	403	405	407	409	411	413	415	417	419	421	423	425	427	429	431	433	435	437	
402	404	406	408	410	412	418	420	422	424	426	428	430	432	434	436				



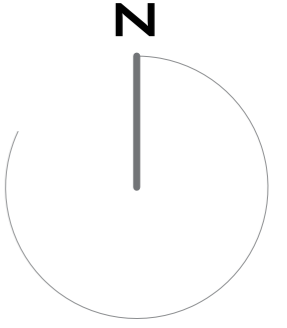
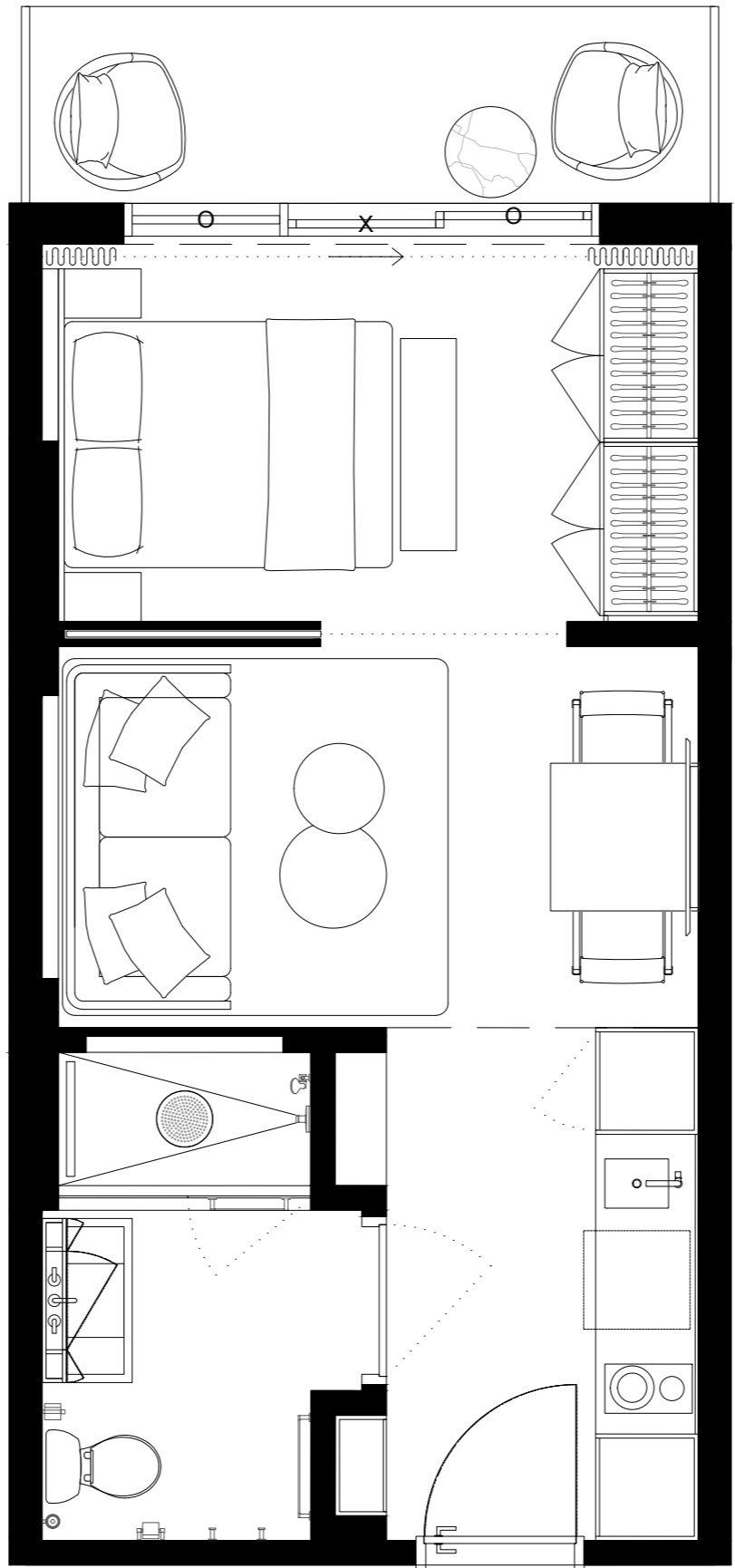
These drawings are conceptual only and are for the convenience of reference. They should not be relied upon as representations, express or implied, of the final detail of the residences. Units shown are examples of unit types and may not depict actual units. Stated square footages are ranges for a particular unit type and are measured to the exterior boundaries of the exterior walls and the centerline of interior demising walls and in fact vary from the area that would be determined by using the description and definition of the unit set forth in the declaration (which generally only includes the interior airspace between the perimeter walls and excludes interior structural components). Note that measurements of rooms set forth on this floorplan are generally taken at the greatest points of each given room (as if the room were a perfect rectangle), without regards for any cutouts. Accordingly, the area of the actual room will typically be smaller than the product obtained by multiplying the stated length times width. All dimensions are approximate and may vary with actual construction, and all floor plans and development plans are subject to change.

EDGEWATER MIAMI
VIDA[®]
 RESIDENCES

UNIT TYPE B.1
 #435

STUDIO

INTERIOR	387sqft/36M2
EXTERIOR	58sf/5,3M2
TOTAL	445sf/41,3M2



401	403	405	407	409	411	413	415	417	419	421	423	425	427	429	431	433	435	437	
402	404	406	408	410	412	418	420	422	424	426	428	430	432	434	436				



These drawings are conceptual only and are for the convenience of reference. They should not be relied upon as representations, express or implied, of the final detail of the residences. Units shown are examples of unit types and may not depict actual units. Stated square footages are ranges for a particular unit type and are measured to the exterior boundaries of the exterior walls and the centerline of interior demising walls and in fact vary from the area that would be determined by using the description and definition of the unit set forth in the declaration (which generally only includes the interior airspace between the perimeter walls and excludes interior structural components). Note that measurements of rooms set forth on this floorplan are generally taken at the greatest points of each given room (as if the room were a perfect rectangle), without regards for any cutouts. Accordingly, the area of the actual room will typically be smaller than the product obtained by multiplying the stated length times width. All dimensions are approximate and may vary with actual construction, and all floor plans and development plans are subject to change.

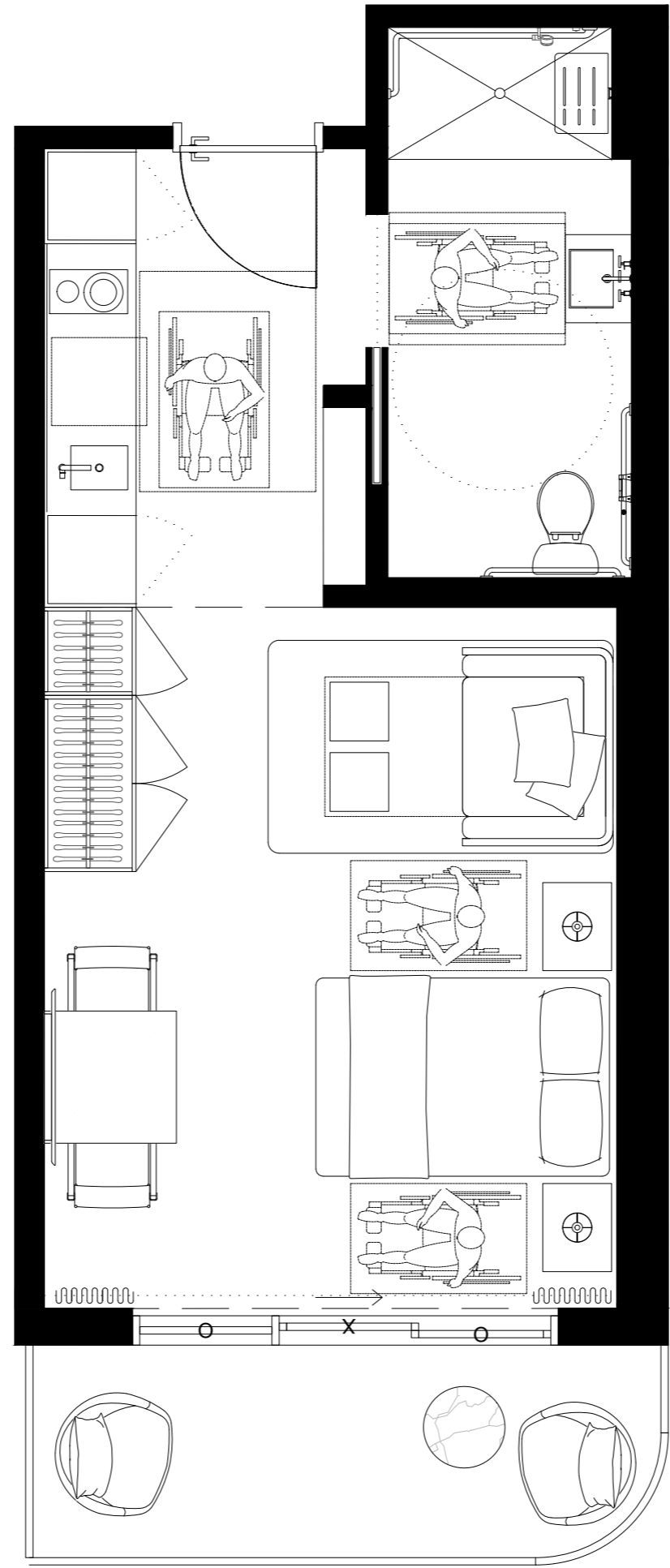
EDGEWATER MIAMI
VIDA[®]
 RESIDENCES

UNIT TYPE D.2

#436

STUDIO

INTERIOR	420sf/39M2
EXTERIOR	70,5sf/6,6M2
TOTAL	490,5sf/45,6M2



401	403	405	407	409	411	413	415	417	419	421	423	425	427	429	431	433	435	437	
402	404	406	408	410	412	418	420	422	424	426	428	430	432	434	436				



These drawings are conceptual only and are for the convenience of reference. They should not be relied upon as representations, express or implied, of the final detail of the residences. Units shown are examples of unit types and may not depict actual units. Stated square footages are ranges for a particular unit type and are measured to the exterior boundaries of the exterior walls and the centerline of interior demising walls and in fact vary from the area that would be determined by using the description and definition of the unit set forth in the declaration (which generally only includes the interior airspace between the perimeter walls and excludes interior structural components). Note that measurements of rooms set forth on this floorplan are generally taken at the greatest points of each given room (as if the room were a perfect rectangle), without regards for any cutouts. Accordingly, the area of the actual room will typically be smaller than the product obtained by multiplying the stated length times width. All dimensions are approximate and may vary with actual construction, and all floor plans and development plans are subject to change.

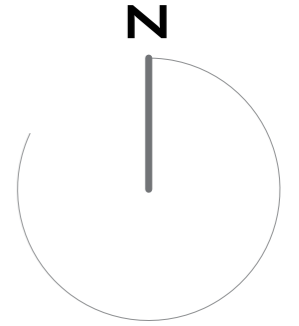
EDGEWATER MIAMI
VIDA[®]
 RESIDENCES

UNIT TYPE D.1

#437

STUDIO

INTERIOR 420sf/39M2
 EXTERIOR 58,5sf/2,6M2
 TOTAL 478,5sf/44,5M2



401	403	405	407	409	411	413	415	417	419	421	423	425	427	429	431	433	435	437	
402	404	406	408	410	412	418	420	422	424	426	428	430	432	434	436				

These drawings are conceptual only and are for the convenience of reference. They should not be relied upon as representations, express or implied, of the final detail of the residences. Units shown are examples of unit types and may not depict actual units. Stated square footages are ranges for a particular unit type and are measured to the exterior boundaries of the exterior walls and the centerline of interior demising walls and in fact vary from the area that would be determined by using the description and definition of the unit set forth in the declaration (which generally only includes the interior airspace between the perimeter walls and excludes interior structural components). Note that measurements of rooms set forth on this floorplan are generally taken at the greatest points of each given room (as if the room were a perfect rectangle), without regards for any cutouts. Accordingly, the area of the actual room will typically be smaller than the product obtained by multiplying the stated length times width. All dimensions are approximate and may vary with actual construction, and all floor plans and development plans are subject to change.